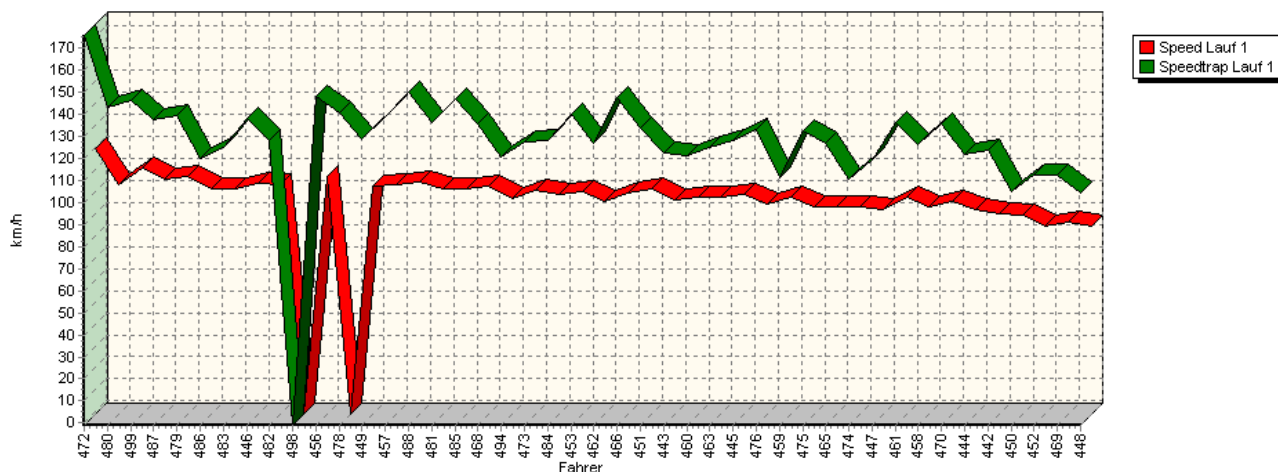
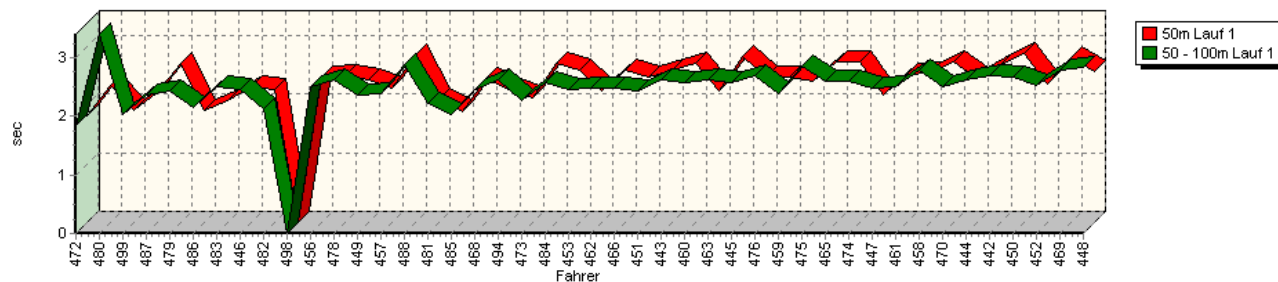


Sektorzeiten & Speeds - Gruppe E1

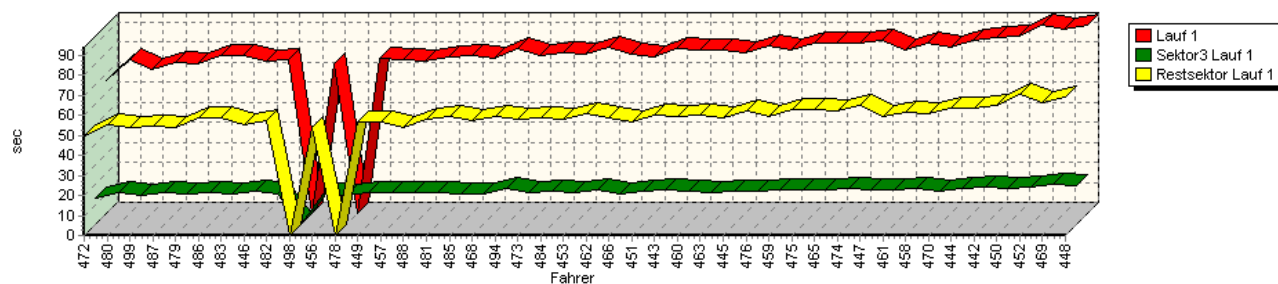
Speed-Diagramm Lauf 1



Sektor-Diagramm (Start) Lauf 1

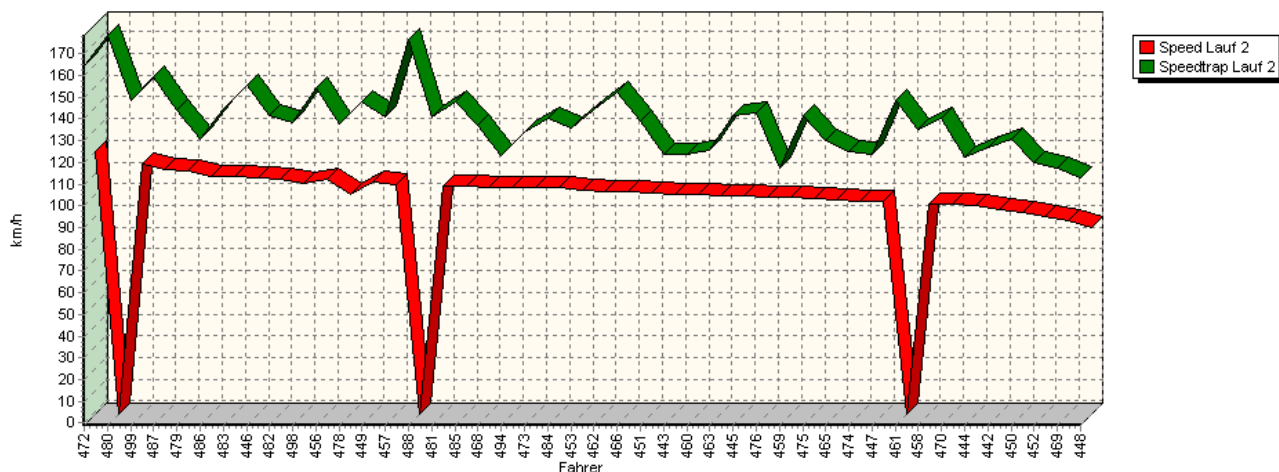


Sektor-Diagramm (Rest) Lauf 1

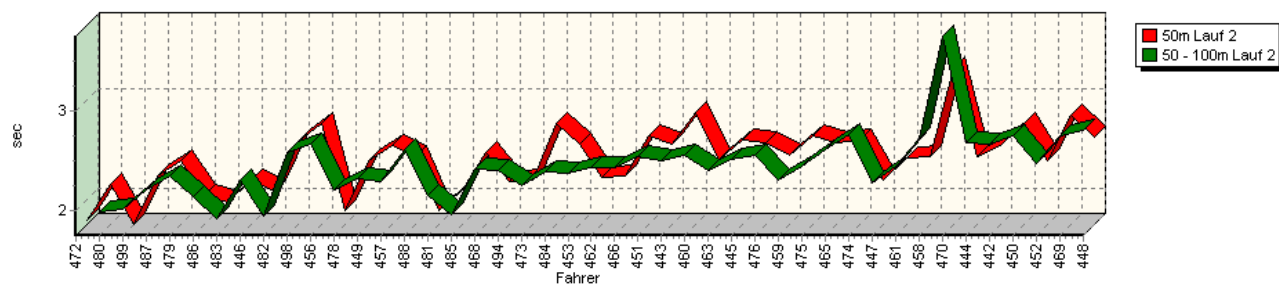


Sektorzeiten & Speeds - Gruppe E1

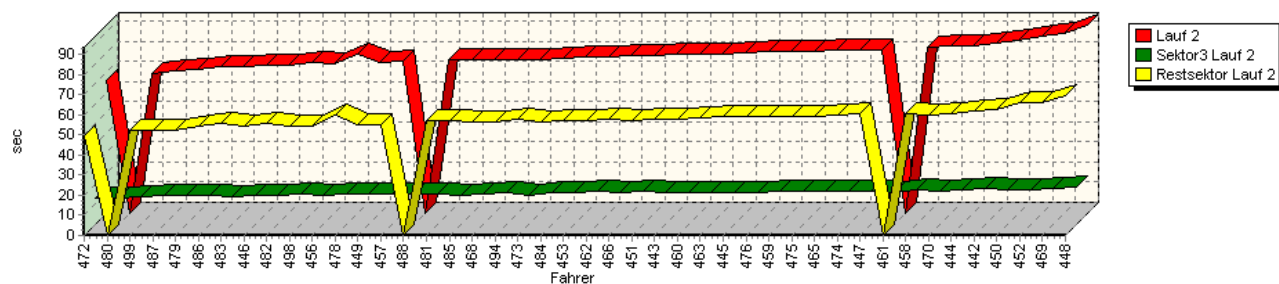
Speed-Diagramm Lauf 2



Sektor-Diagramm (Start) Lauf 2

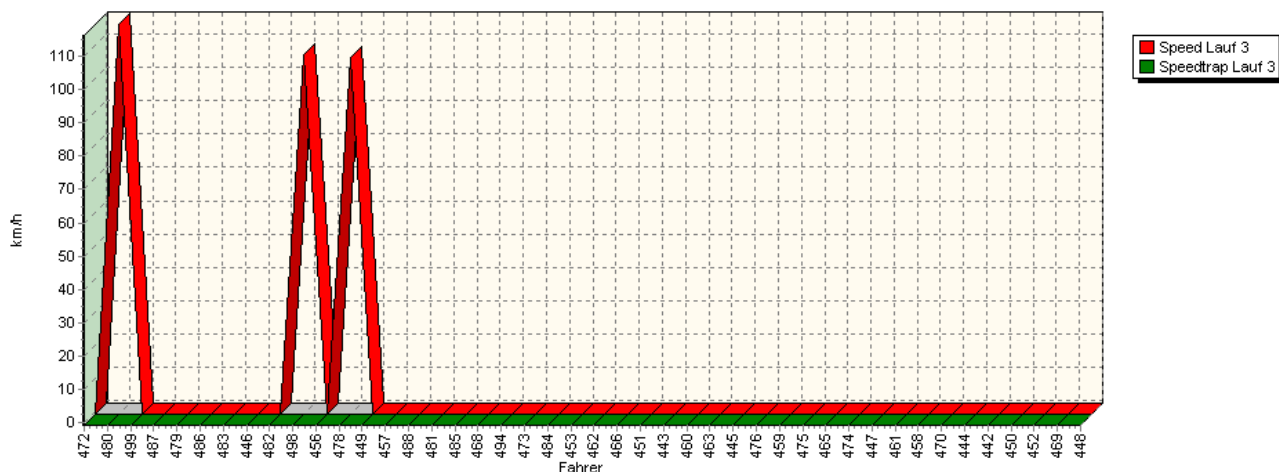


Sektor-Diagramm (Rest) Lauf 2

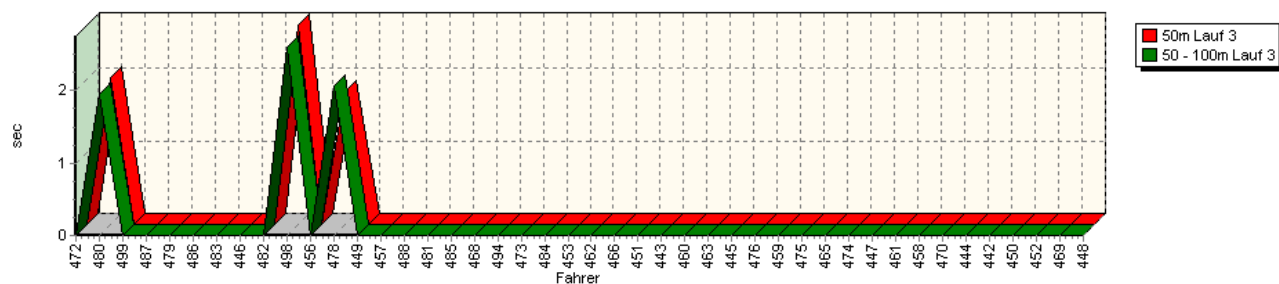


Sektorzeiten & Speeds - Gruppe E1

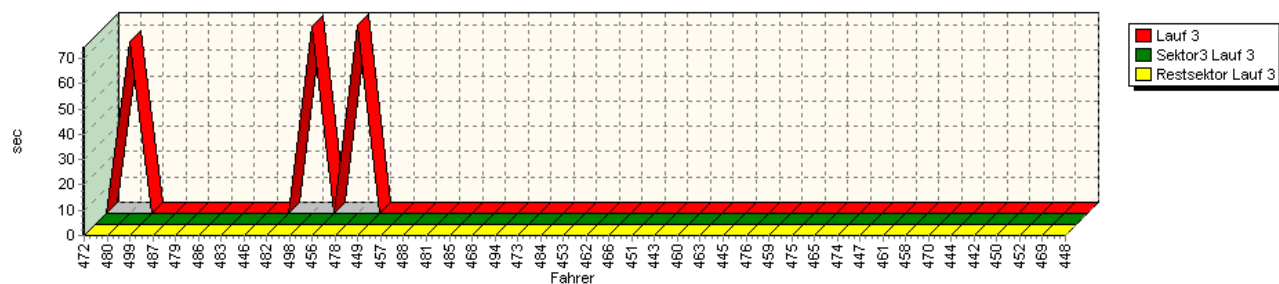
Speed-Diagramm Lauf 3



Sektor-Diagramm (Start) Lauf 3



Sektor-Diagramm (Rest) Lauf 3



Rg.	Nr.	Sektor 1 (15m)	Sektor 2 (15-50m)	Sektor 3	Speed Trap	Sektor 4	Laufzeit	Speed (Lauf)
1	472	GABAT Andreas		Ford Gabat Cosworth				
		Lauf 1:	00:01.822	00:01.833	00:12.985	175,74 km/h	00:49.623	01:06.265 +15s 119,52 km/h
		Lauf 2:	00:01.785	00:01.742	00:12.836	164,16 km/h	00:49.598	01:05.964 120,07 km/h
		Lauf 3:	*	*	*	* km/h	*	* km/h

Sektorzeiten & Speeds - Gruppe E1

Rg.	Nr.		Sektor 1 (15m)	Sektor 2 (15-50m)	Sektor 3	Speed Trap	Sektor 4	Laufzeit	Speed (Lauf)
2	480	ZARDO Denni		Lancia Delta Proto					
		Lauf 1:	00:02.332	00:03.392	00:16.173	142,85 km/h	00:55.010	01:16.909	102,98 km/h
		Lauf 2:	00:02.146	00:01.977	00:13.108	178,41 km/h	*	A	* km/h
		Lauf 3:	00:02.036	00:01.950	*	* km/h	*	01:08.032	116,42 km/h
3	499	HANDA Norbert		Lancia Delta Integrale EVO 3					
		Lauf 1:	00:01.917	00:02.028	00:14.162	145,99 km/h	00:53.559	01:11.668	110,51 km/h
		Lauf 2:	00:01.743	00:02.002	00:13.663	148,58 km/h	00:52.124	01:09.533	113,90 km/h
		Lauf 3:	*	*	*	* km/h	*	*	* km/h
4	487	MICHL Dan		Opel Michl 0804					
		Lauf 1:	00:02.224	00:02.365	00:15.967	137,54 km/h	00:54.437	01:14.995	105,61 km/h
		Lauf 2:	00:02.235	00:02.203	00:14.155	159,62 km/h	00:52.210	01:10.804	111,86 km/h
		Lauf 3:	*	*	*	* km/h	*	*	* km/h
5	479	TERLER Walter		Opel Astra V8 DTM					
		Lauf 1:	00:02.704	00:02.427	00:15.231	139,23 km/h	00:53.886	01:14.249	106,67 km/h
		Lauf 2:	00:02.393	00:02.341	00:14.476	144,33 km/h	00:52.210	01:11.421	110,89 km/h
		Lauf 3:	*	*	*	* km/h	*	*	* km/h
6	486	PREGARTNER Herbert		Porsche 911 Turbo					
		Lauf 1:	00:01.903	00:02.137	00:15.537	119,91 km/h	00:58.947	01:18.525	100,86 km/h
		Lauf 2:	00:02.043	00:02.137	00:14.624	130,85 km/h	00:54.176	01:12.983	108,52 km/h
		Lauf 3:	*	*	*	* km/h	*	*	* km/h
7	483	PAILER Felix		Lancia Delta Integrale 16V					
		Lauf 1:	00:02.078	00:02.492	00:15.077	125,10 km/h	00:58.876	01:18.526	100,86 km/h
		Lauf 2:	00:01.968	00:01.917	00:13.599	144,80 km/h	00:55.591	01:13.077	108,38 km/h
		Lauf 3:	*	*	*	* km/h	*	*	* km/h
8	446	KASPAREK Thomas		Skoda Fabia					
		Lauf 1:	00:02.301	00:02.449	00:16.230	138,23 km/h	00:55.306	01:16.288	103,82 km/h
		Lauf 2:	00:02.190	00:02.307	00:14.708	155,31 km/h	00:54.382	01:13.590	107,62 km/h
		Lauf 3:	*	*	*	* km/h	*	*	* km/h
9	482	MOLINARO Eugenio		Alfa Romeo 155					
		Lauf 1:	00:02.267	00:02.131	00:15.460	128,37 km/h	00:57.040	01:16.900	102,99 km/h
		Lauf 2:	00:02.082	00:01.945	00:14.232	141,27 km/h	00:55.611	01:13.873	107,21 km/h
		Lauf 3:	*	*	*	* km/h	*	*	* km/h
10	498	BRENNER Norbert		Opel Astra V8					
		Lauf 1:	*	*	*	* km/h	*	*	* km/h
		Lauf 2:	00:02.588	00:02.588	00:15.242	138,09 km/h	00:54.711	01:15.131	105,42 km/h
		Lauf 3:	00:02.753	00:02.602	*	* km/h	*	01:13.964	107,08 km/h
11	456	PISANO Egidio		Spiess Golf 16V					
		Lauf 1:	00:02.484	00:02.495	00:15.079	148,02 km/h	00:54.174	01:14.234	106,69 km/h
		Lauf 2:	00:02.758	00:02.667	00:14.592	153,99 km/h	00:54.107	01:14.126	106,85 km/h
		Lauf 3:	*	*	*	* km/h	*	*	* km/h
12	478	JELINEK Michael		Subaru Impreza-WRX GT					
		Lauf 1:	00:02.498	00:02.614	00:14.391	140,72 km/h	*	A	* km/h
		Lauf 2:	00:01.882	00:02.200	00:15.455	137,57 km/h	00:59.571	01:19.110	100,11 km/h
		Lauf 3:	00:01.835	00:02.071	*	* km/h	*	01:14.406	106,44 km/h
13	449	BÜRKI Martin		MB Polo					
		Lauf 1:	00:02.428	00:02.351	00:15.771	128,44 km/h	00:56.777	01:17.329	102,42 km/h
		Lauf 2:	00:02.383	00:02.316	00:15.209	148,13 km/h	00:55.093	01:15.003	105,60 km/h
		Lauf 3:	*	*	*	* km/h	*	*	* km/h

Sektorzeiten & Speeds - Gruppe E1

Rg.	Nr.		Sektor 1 (15m)	Sektor 2 (15-50m)	Sektor 3	Speed Trap	Sektor 4	Laufzeit	Speed (Lauf)
14	457	SPIESS Erwin		Renault Clio RS					
		Lauf 1:	00:02.274	00:02.375	00:15.835	138,87 km/h	00:56.430	01:16.916	102,97 km/h
		Lauf 2:	00:02.539	00:02.291	00:15.388	141,14 km/h	00:55.313	01:15.534	104,85 km/h
		Lauf 3:	*	*	*	* km/h	*	*	* km/h
15	488	PLASA Georg		BMW 320 V8 Judd					
		Lauf 1:	00:02.860	00:02.880	00:15.993	150,17 km/h	00:54.023	01:15.758	104,54 km/h
		Lauf 2:	00:02.433	00:02.615	00:15.267	176,37 km/h	*	A	* km/h
		Lauf 3:	*	*	*	* km/h	*	*	* km/h
16	481	REINDL Philipp		Lancia Delta Integrale 16V					
		Lauf 1:	00:02.097	00:02.210	00:15.657	136,04 km/h	00:58.272	01:18.238	101,23 km/h
		Lauf 2:	00:01.877	00:02.147	00:15.117	140,64 km/h	00:56.994	01:16.137	104,02 km/h
		Lauf 3:	*	*	*	* km/h	*	*	* km/h
17	485	IANNIELLO Bruno		Lancia Delta S4					
		Lauf 1:	00:01.894	00:02.021	00:15.093	146,63 km/h	00:59.510	01:18.521	100,87 km/h
		Lauf 2:	00:02.094	00:01.957	00:14.606	147,85 km/h	00:57.483	01:16.141	104,02 km/h
		Lauf 3:	*	*	*	* km/h	*	*	* km/h
18	468	BODENMÜLLER Edmund		Opel Kadett GSi 16V					
		Lauf 1:	00:02.459	00:02.449	00:15.303	135,45 km/h	00:57.121	01:17.334	102,41 km/h
		Lauf 2:	00:02.466	00:02.410	00:15.102	136,97 km/h	00:56.470	01:16.451	103,60 km/h
		Lauf 3:	*	*	*	* km/h	*	*	* km/h
19	494	RÖCK Sabine		VW Golf I Turbo					
		Lauf 1:	00:02.263	00:02.604	00:17.762	120,73 km/h	00:59.296	01:21.928	96,67 km/h
		Lauf 2:	00:02.178	00:02.407	00:15.627	123,14 km/h	00:56.321	01:16.535	103,48 km/h
		Lauf 3:	*	*	*	* km/h	*	*	* km/h
20	473	TRAITINGER Gottfried		Opel Kadett C Coupé GT/E					
		Lauf 1:	00:02.115	00:02.273	00:16.118	127,44 km/h	00:58.234	01:18.742	100,58 km/h
		Lauf 2:	00:02.195	00:02.246	00:14.759	133,64 km/h	00:57.493	01:16.696	103,27 km/h
		Lauf 3:	*	*	*	* km/h	*	*	* km/h
21	484	KASPAREK Milan		Audi TT DTM-R					
		Lauf 1:	00:02.705	00:02.563	00:16.420	128,07 km/h	00:58.411	01:20.100	98,88 km/h
		Lauf 2:	00:02.763	00:02.386	00:15.517	139,92 km/h	00:56.212	01:16.878	103,02 km/h
		Lauf 3:	*	*	*	* km/h	*	*	* km/h
22	453	ROIDER Franz		Ford Fiesta RS					
		Lauf 1:	00:02.583	00:02.458	00:16.152	140,05 km/h	00:58.092	01:19.287	99,89 km/h
		Lauf 2:	00:02.553	00:02.372	00:15.654	136,02 km/h	00:56.919	01:17.501	102,19 km/h
		Lauf 3:	*	*	*	* km/h	*	*	* km/h
23	462	ENDRESS Michael		Audi 80 Coupé					
		Lauf 1:	00:02.228	00:02.469	00:17.498	126,81 km/h	01:00.665	01:22.861	95,58 km/h
		Lauf 2:	00:02.220	00:02.425	00:16.356	144,20 km/h	00:56.877	01:17.879	101,70 km/h
		Lauf 3:	*	*	*	* km/h	*	*	* km/h
24	466	GLAB Stefan		Ford Escort RX 2000 16V					
		Lauf 1:	00:02.594	00:02.477	00:15.497	147,52 km/h	00:58.974	01:19.543	99,57 km/h
		Lauf 2:	00:02.235	00:02.430	00:15.763	152,16 km/h	00:57.781	01:18.212	101,26 km/h
		Lauf 3:	*	*	*	* km/h	*	*	* km/h
25	451	STRASSER Norbert		Toyota Corolla AE 86					
		Lauf 1:	00:02.465	00:02.418	00:16.648	133,93 km/h	00:56.814	01:18.346	101,09 km/h
		Lauf 2:	00:02.644	00:02.538	00:16.416	138,74 km/h	00:56.806	01:18.406	101,01 km/h
		Lauf 3:	*	*	*	* km/h	*	*	* km/h

Sektorzeiten & Speeds - Gruppe E1

Rg.	Nr.		Sektor 1 (15m)	Sektor 2 (15-50m)	Sektor 3	Speed Trap	Sektor 4	Laufzeit	Speed (Lauf)
26	443	SCHEPPACH Georg		Suzuki Swift RSS					
		Lauf 1:	00:02.597	00:02.609	00:17.019	122,61 km/h	00:59.889	01:22.117	96,45 km/h
		Lauf 2:	00:02.558	00:02.505	00:15.867	123,89 km/h	00:58.157	01:19.088	100,14 km/h
		Lauf 3:	*	*	*	* km/h	*	*	* km/h
27	460	JUD Werner		VW Golf II 16V					
		Lauf 1:	00:02.710	00:02.574	00:16.579	121,02 km/h	00:59.475	01:21.341	97,37 km/h
		Lauf 2:	00:02.872	00:02.559	00:16.141	123,83 km/h	00:57.753	01:19.327	99,84 km/h
		Lauf 3:	*	*	*	* km/h	*	*	* km/h
28	463	FARINE Benoit		VW Golf II 16V					
		Lauf 1:	00:02.242	00:02.610	00:16.153	125,14 km/h	01:00.149	01:21.156	97,59 km/h
		Lauf 2:	00:02.402	00:02.396	00:16.052	125,38 km/h	00:58.636	01:19.488	99,64 km/h
		Lauf 3:	*	*	*	* km/h	*	*	* km/h
29	445	KAMM Edy		VW Polo Coupé					
		Lauf 1:	00:02.833	00:02.558	00:16.232	128,00 km/h	00:58.779	01:20.404	98,50 km/h
		Lauf 2:	00:02.598	00:02.515	00:15.545	141,58 km/h	00:59.110	01:19.770	99,29 km/h
		Lauf 3:	*	*	*	* km/h	*	*	* km/h
30	476	NEFF Frédéric		BMW E30					
		Lauf 1:	00:02.467	00:02.695	00:16.662	132,96 km/h	01:02.023	01:23.850	94,46 km/h
		Lauf 2:	00:02.562	00:02.555	00:15.771	142,82 km/h	00:59.402	01:20.291	98,64 km/h
		Lauf 3:	*	*	*	* km/h	*	*	* km/h
31	459	SCHWAB Günther		Renault Clio RS Cup					
		Lauf 1:	00:02.469	00:02.379	00:17.035	111,37 km/h	00:59.691	01:21.575	97,09 km/h
		Lauf 2:	00:02.445	00:02.305	00:16.411	117,55 km/h	00:59.135	01:20.297	98,63 km/h
		Lauf 3:	*	*	*	* km/h	*	*	* km/h
32	475	NEUHAUSER Michael		BMW M3 E30					
		Lauf 1:	00:02.410	00:02.846	00:17.166	132,30 km/h	01:02.741	01:25.165	93,00 km/h
		Lauf 2:	00:02.644	00:02.448	00:16.497	141,54 km/h	00:59.132	01:20.722	98,11 km/h
		Lauf 3:	*	*	*	* km/h	*	*	* km/h
33	465	ROTHENBERGER Sandro		Opel Kadett C VTEC					
		Lauf 1:	00:02.740	00:02.601	00:17.259	126,74 km/h	01:02.636	01:25.238	92,92 km/h
		Lauf 2:	00:02.575	00:02.606	00:16.614	129,94 km/h	00:59.178	01:20.976	97,81 km/h
		Lauf 3:	*	*	*	* km/h	*	*	* km/h
34	474	PERMETINGER Bernhard		BMW M3 E30					
		Lauf 1:	00:02.737	00:02.593	00:17.659	110,37 km/h	01:02.080	01:25.071	93,10 km/h
		Lauf 2:	00:02.599	00:02.771	00:16.478	124,82 km/h	00:59.565	01:21.415	97,28 km/h
		Lauf 3:	*	*	*	* km/h	*	*	* km/h
35	447	THALMAYR Hans		Puch 650 TR II					
		Lauf 1:	00:02.160	00:02.468	00:17.024	119,63 km/h	01:04.595	01:26.248	91,83 km/h
		Lauf 2:	00:02.188	00:02.275	00:16.403	123,77 km/h	01:00.595	01:21.463	97,22 km/h
		Lauf 3:	*	*	*	* km/h	*	*	* km/h
36	461	BIGLER Eric		Renault Clio RS					
		Lauf 1:	00:02.527	00:02.501	00:17.252	136,07 km/h	00:59.255	01:21.536	97,13 km/h
		Lauf 2:	00:02.417	00:02.447	00:15.870	148,69 km/h	*	A	* km/h
		Lauf 3:	*	*	*	* km/h	*	*	* km/h
37	458	REIN Richard		Ford Capri					
		Lauf 1:	00:02.550	00:02.784	00:18.043	126,54 km/h	01:01.715	01:25.094	93,07 km/h
		Lauf 2:	00:02.422	00:02.723	00:16.883	135,09 km/h	01:00.576	01:22.606	95,88 km/h
		Lauf 3:	*	*	*	* km/h	*	*	* km/h

Sektorzeiten & Speeds - Gruppe E1

Rg.	Nr.		Sektor 1 (15m)	Sektor 2 (15-50m)	Sektor 3	Speed Trap	Sektor 4	Laufzeit	Speed (Lauf)
38	470	KIESER Werner		Ford Escort RS 2000					
		Lauf 1:	00:02.744	00:02.502	00:16.671	135,43 km/h	01:00.761	01:22.681	95,79 km/h
		Lauf 2:	00:03.320	00:03.759	00:16.335	140,12 km/h	00:59.563	01:22.980	95,45 km/h
		Lauf 3:	*	*	*	* km/h	*	*	* km/h
39	444	BURGHART Michael		VW Polo 1/Audi 50					
		Lauf 1:	00:02.445	00:02.610	00:17.738	121,75 km/h	01:03.310	01:26.105	91,98 km/h
		Lauf 2:	00:02.433	00:02.676	00:17.412	122,58 km/h	01:00.675	01:23.198	95,19 km/h
		Lauf 3:	*	*	*	* km/h	*	*	* km/h
40	442	BÜHLER Reiner		Peugeot 205 Rallye 1.3					
		Lauf 1:	00:02.689	00:02.693	00:18.604	123,71 km/h	01:03.859	01:27.847	90,16 km/h
		Lauf 2:	00:02.537	00:02.672	00:17.797	126,96 km/h	01:01.899	01:24.907	93,28 km/h
		Lauf 3:	*	*	*	* km/h	*	*	* km/h
41	450	GMEINDER Andreas		VW Passat Typ 32					
		Lauf 1:	00:02.874	00:02.660	00:18.152	104,65 km/h	01:04.956	01:28.644	89,35 km/h
		Lauf 2:	00:02.763	00:02.755	00:17.495	130,49 km/h	01:02.990	01:26.005	92,09 km/h
		Lauf 3:	*	*	*	* km/h	*	*	* km/h
42	452	STELBERG Thomas		Opel Corsa A 16V					
		Lauf 1:	00:02.356	00:02.515	00:18.510	112,42 km/h	01:10.523	01:33.906	84,34 km/h
		Lauf 2:	00:02.389	00:02.464	00:17.245	119,82 km/h	01:05.837	01:27.938	90,06 km/h
		Lauf 3:	*	*	*	* km/h	*	*	* km/h
43	469	KLAIBER Robert		Mini Minor Typ R					
		Lauf 1:	00:02.794	00:02.783	00:20.039	112,38 km/h	01:06.283	01:31.901	86,18 km/h
		Lauf 2:	00:02.844	00:02.749	00:18.217	117,59 km/h	01:05.921	01:29.733	88,26 km/h
		Lauf 3:	*	*	*	* km/h	*	*	* km/h
44	448	LATTNER Andreas		Suzuki Swift GTI					
		Lauf 1:	00:02.569	00:02.834	00:19.028	104,19 km/h	01:09.277	01:33.711	84,51 km/h
		Lauf 2:	00:02.625	00:02.812	00:18.785	113,12 km/h	01:09.409	01:33.632	84,59 km/h
		Lauf 3:	*	*	*	* km/h	*	*	* km/h