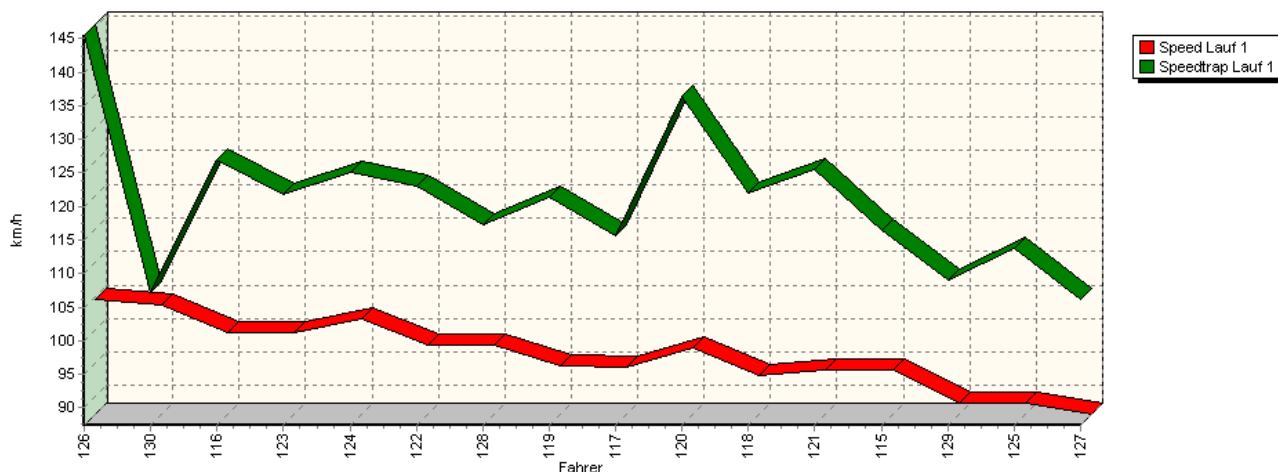
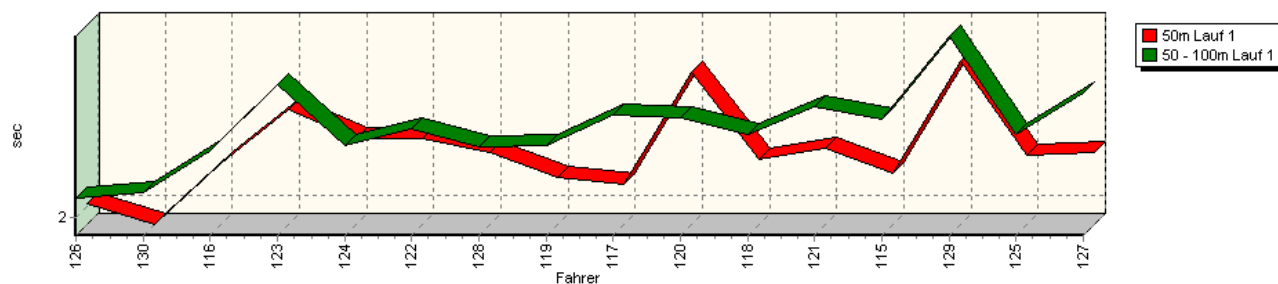


Sektorzeiten & Speeds - Gruppe N/DN (DMSB)/F2005 (DMSB)/N-Diesel (DMSB)

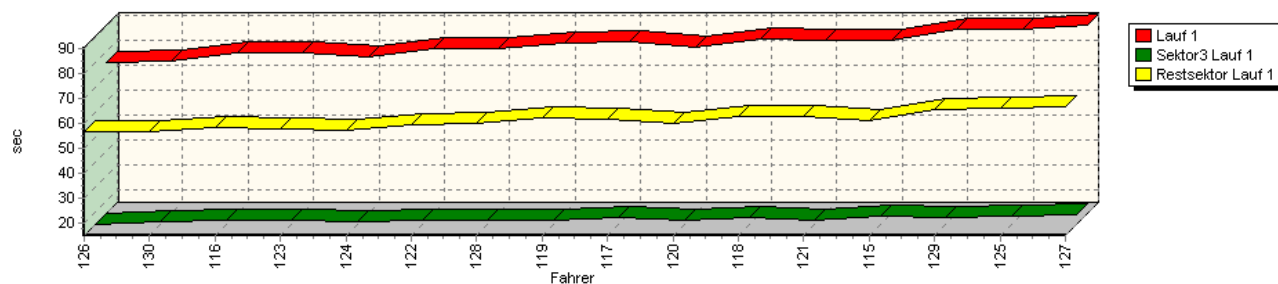
Speed-Diagramm Lauf 1



Sektor-Diagramm (Start) Lauf 1

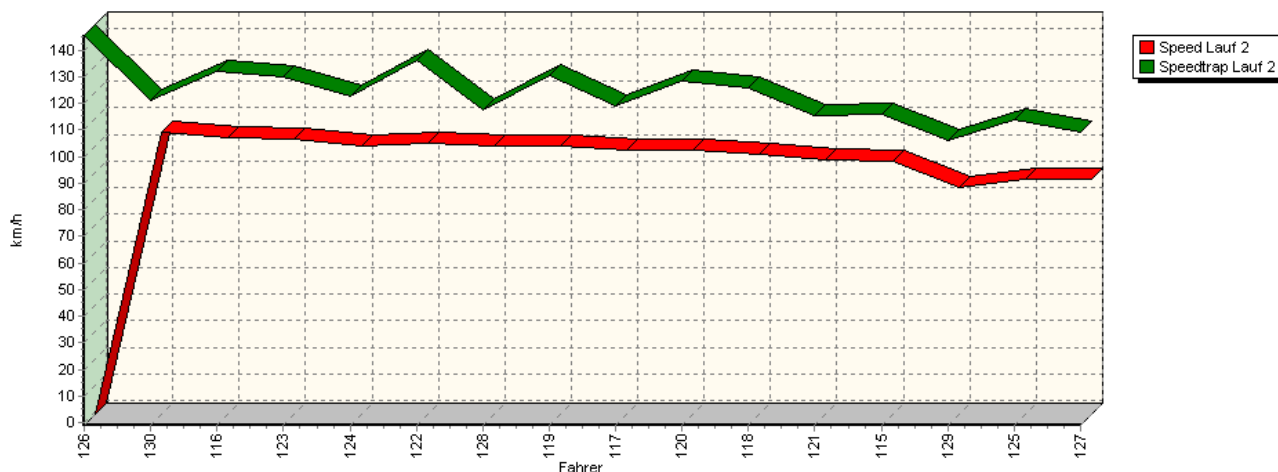


Sektor-Diagramm (Rest) Lauf 1

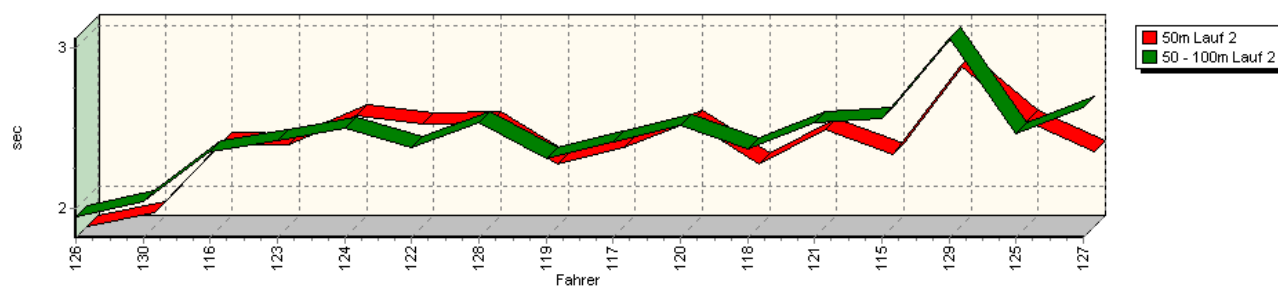


Sektorzeiten & Speeds - Gruppe N/DN (DMSB)/F2005 (DMSB)/N-Diesel (DMSB)

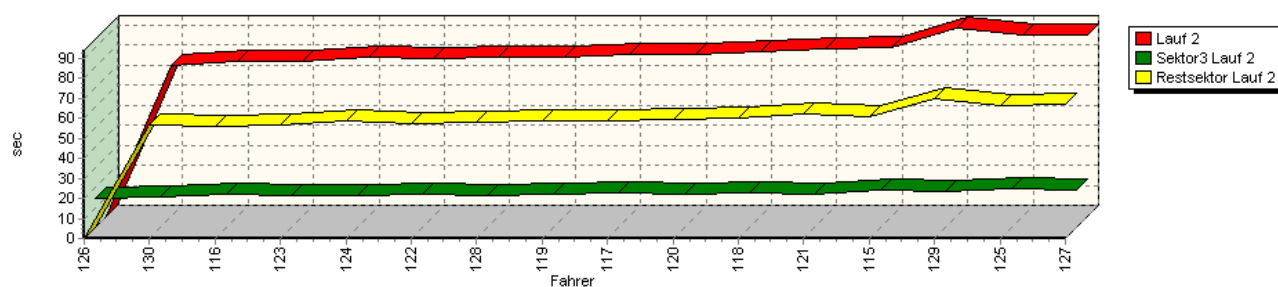
Speed-Diagramm Lauf 2



Sektor-Diagramm (Start) Lauf 2

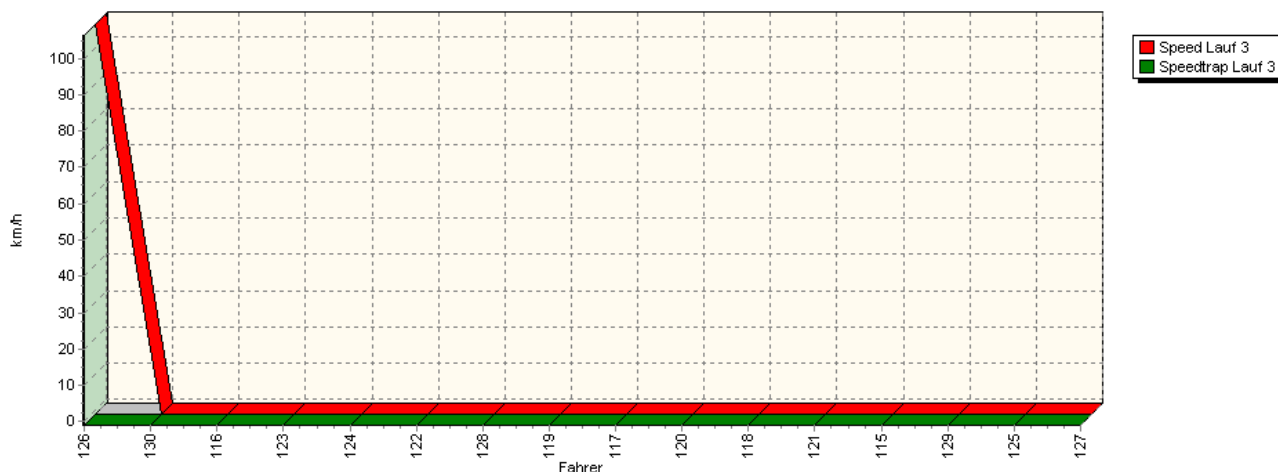


Sektor-Diagramm (Rest) Lauf 2

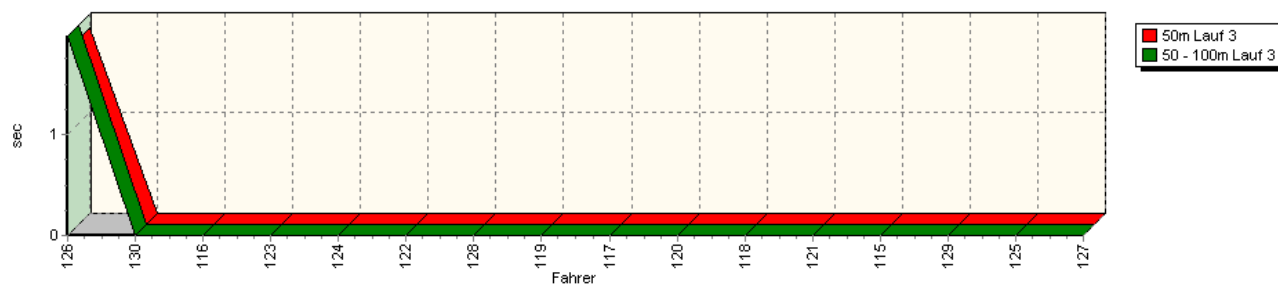


Sektorzeiten & Speeds - Gruppe N/DN (DMSB)/F2005 (DMSB)/N-Diesel (DMSB)

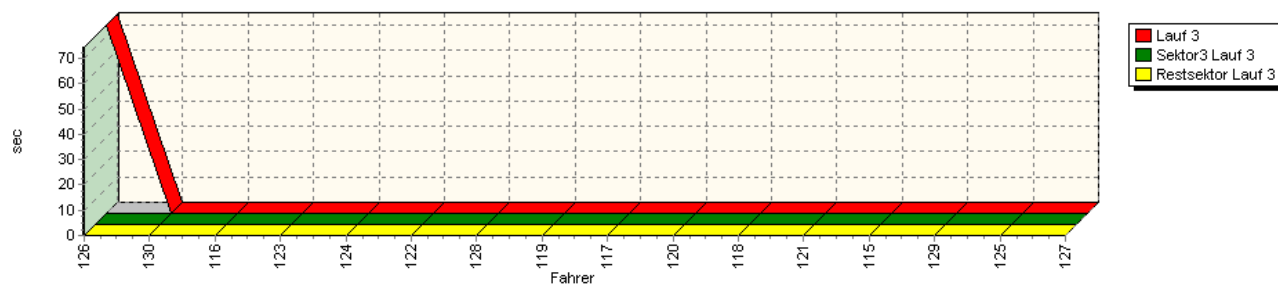
Speed-Diagramm Lauf 3



Sektor-Diagramm (Start) Lauf 3



Sektor-Diagramm (Rest) Lauf 3



Rg.	Nr.	Sektor 1 (15m)	Sektor 2 (15-50m)	Sektor 3	Speed Trap	Sektor 4	Laufzeit	Speed (Lauf)	
1	126	WANEK Roland		Mitsubishi Lancer EVO IX					
		Lauf 1:	00:02.012	00:02.104	00:14.851	145,49 km/h	00:56.748	01:15.717	104,60 km/h
		Lauf 2:	00:01.822	00:01.953	00:14.524	145,48 km/h	*	A	* km/h
		Lauf 3:	00:01.832	00:01.970	*	* km/h	*	01:14.497	106,31 km/h

Sektorzeiten & Speeds - Gruppe N/DN (DMSB)/F2005 (DMSB)/N-Diesel (DMSB)

Rg.	Nr.		Sektor 1 (15m)	Sektor 2 (15-50m)	Sektor 3	Speed Trap	Sektor 4	Laufzeit	Speed (Lauf)
2	130	BICCIATO Rudi		Mitsubishi Lancer EVO					
		Lauf 1:	00:01.905	00:02.135	00:15.797	107,12 km/h	00:56.513	01:16.352	103,73 km/h
		Lauf 2:	00:01.904	00:02.046	00:14.866	121,30 km/h	00:56.596	01:15.413	105,02 km/h
		Lauf 3:	*	*	*	* km/h	*	*	* km/h
3	116	SCHMITT Lothar		Honda Civic					
		Lauf 1:	00:02.230	00:02.355	00:16.581	127,00 km/h	00:58.447	01:19.615	99,48 km/h
		Lauf 2:	00:02.342	00:02.355	00:16.704	132,19 km/h	00:55.651	01:17.053	102,79 km/h
		Lauf 3:	*	*	*	* km/h	*	*	* km/h
4	123	WEIMANN Jürgen		Renault Williams Clio					
		Lauf 1:	00:02.510	00:02.703	00:16.345	121,73 km/h	00:57.955	01:19.515	99,60 km/h
		Lauf 2:	00:02.331	00:02.422	00:16.102	129,82 km/h	00:56.499	01:17.356	102,38 km/h
		Lauf 3:	*	*	*	* km/h	*	*	* km/h
5	124	GASSLER Bernhard		Honda Civic Type R					
		Lauf 1:	00:02.357	00:02.379	00:16.088	125,12 km/h	00:57.050	01:17.876	101,70 km/h
		Lauf 2:	00:02.506	00:02.498	00:15.959	122,37 km/h	00:58.407	01:19.372	99,78 km/h
		Lauf 3:	*	*	*	* km/h	*	*	* km/h
6	122	KREMAIER Rainer		Peugeot 206 RC					
		Lauf 1:	00:02.360	00:02.471	00:16.747	122,96 km/h	00:59.422	01:21.001	97,78 km/h
		Lauf 2:	00:02.457	00:02.383	00:16.475	136,13 km/h	00:57.104	01:18.422	100,99 km/h
		Lauf 3:	*	*	*	* km/h	*	*	* km/h
7	128	LEUTHEUSER Christian		BMW M3 GT					
		Lauf 1:	00:02.283	00:02.377	00:16.658	117,27 km/h	00:59.743	01:21.063	97,70 km/h
		Lauf 2:	00:02.470	00:02.533	00:16.066	117,30 km/h	00:58.203	01:19.273	99,91 km/h
		Lauf 3:	*	*	*	* km/h	*	*	* km/h
8	119	STOLL Jochen		Peugeot 306 s16					
		Lauf 1:	00:02.153	00:02.381	00:16.800	121,46 km/h	01:02.317	01:23.652	94,68 km/h
		Lauf 2:	00:02.211	00:02.315	00:16.554	130,43 km/h	00:58.472	01:19.555	99,55 km/h
		Lauf 3:	*	*	*	* km/h	*	*	* km/h
9	117	LUPINACCI Mario		Peugeot 106 16V					
		Lauf 1:	00:02.114	00:02.540	00:17.561	115,53 km/h	01:01.642	01:23.860	94,44 km/h
		Lauf 2:	00:02.313	00:02.414	00:17.155	119,12 km/h	00:58.947	01:20.831	97,98 km/h
		Lauf 3:	*	*	*	* km/h	*	*	* km/h
10	120	SCHMITZ Herbert		Opel Astra GSi 16V					
		Lauf 1:	00:02.714	00:02.530	00:16.490	136,49 km/h	00:59.712	01:21.449	97,24 km/h
		Lauf 2:	00:02.474	00:02.522	00:16.682	128,27 km/h	00:59.152	01:20.832	97,98 km/h
		Lauf 3:	*	*	*	* km/h	*	*	* km/h
11	118	FECHTER Jürgen		VW Golf Gti					
		Lauf 1:	00:02.250	00:02.438	00:17.831	122,03 km/h	01:02.499	01:25.019	93,16 km/h
		Lauf 2:	00:02.213	00:02.376	00:17.390	125,64 km/h	01:00.052	01:22.033	96,55 km/h
		Lauf 3:	*	*	*	* km/h	*	*	* km/h
12	121	KIESEWETTER Harald		VW Scirocco II					
		Lauf 1:	00:02.309	00:02.586	00:16.653	125,46 km/h	01:02.666	01:24.217	94,04 km/h
		Lauf 2:	00:02.423	00:02.539	00:16.550	115,47 km/h	01:02.059	01:23.573	94,77 km/h
		Lauf 3:	*	*	*	* km/h	*	*	* km/h
13	115	HEMMER Björn		Peugeot 106 Rallye					
		Lauf 1:	00:02.173	00:02.523	00:18.336	116,41 km/h	01:01.209	01:24.243	94,01 km/h
		Lauf 2:	00:02.269	00:02.560	00:18.534	115,71 km/h	01:00.849	01:24.213	94,05 km/h
		Lauf 3:	*	*	*	* km/h	*	*	* km/h

Sektorzeiten & Speeds - Gruppe N/DN (DMSB)/F2005 (DMSB)/N-Diesel (DMSB)

Rg.	Nr.		Sektor 1 (15m)	Sektor 2 (15-50m)	Sektor 3	Speed Trap	Sektor 4	Laufzeit	Speed (Lauf)
14	129	JORAY Sébastien		BMW 325i E30					
		Lauf 1:	00:02.770	00:02.960	00:17.803	109,05 km/h	01:05.392	01:28.927	89,06 km/h
		Lauf 2:	00:02.819	00:03.060	00:17.980	105,90 km/h	01:10.067	01:33.927	84,32 km/h
		Lauf 3:	*	*	*	* km/h	*	*	* km/h
15	125	TÖGEL Roland		BMW E30 M3					
		Lauf 1:	00:02.272	00:02.442	00:18.348	113,80 km/h	01:05.891	01:28.955	89,03 km/h
		Lauf 2:	00:02.475	00:02.468	00:19.109	113,66 km/h	01:06.496	01:30.550	87,47 km/h
		Lauf 3:	*	*	*	* km/h	*	*	* km/h
16	127	SCHMELZ Joachim		Renault Alpine A310/V6					
		Lauf 1:	00:02.289	00:02.657	00:18.872	106,17 km/h	01:06.797	01:30.616	87,40 km/h
		Lauf 2:	00:02.285	00:02.634	00:18.343	109,24 km/h	01:07.274	01:30.538	87,48 km/h
		Lauf 3:	*	*	*	* km/h	*	*	* km/h