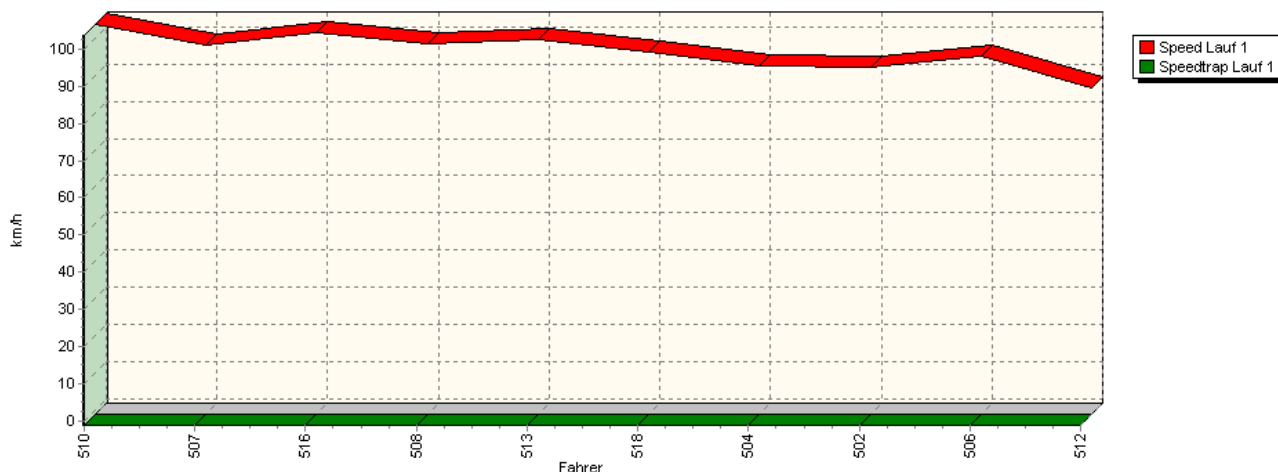
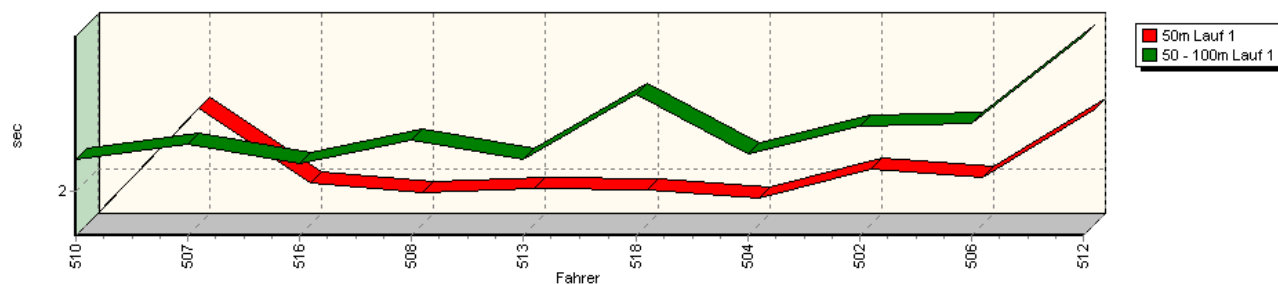


## Sektorzeiten & Speeds - Gruppe H (DMSB,OSK) NSU bis 1300 ccm - Klasse 21

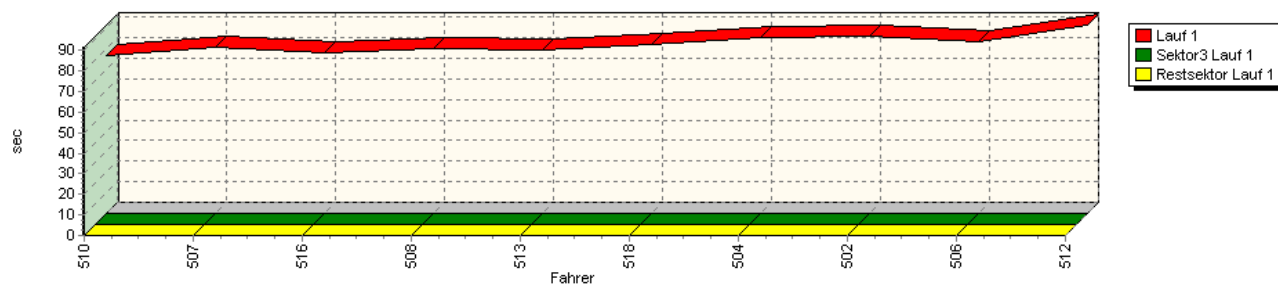
Speed-Diagramm Lauf 1



Sektor-Diagramm (Start) Lauf 1

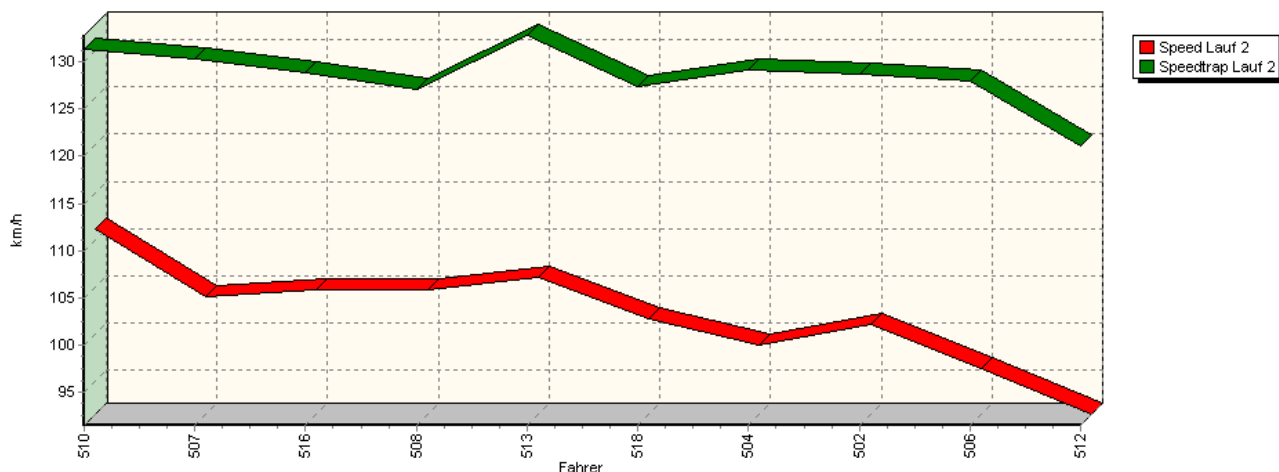


Sektor-Diagramm (Rest) Lauf 1

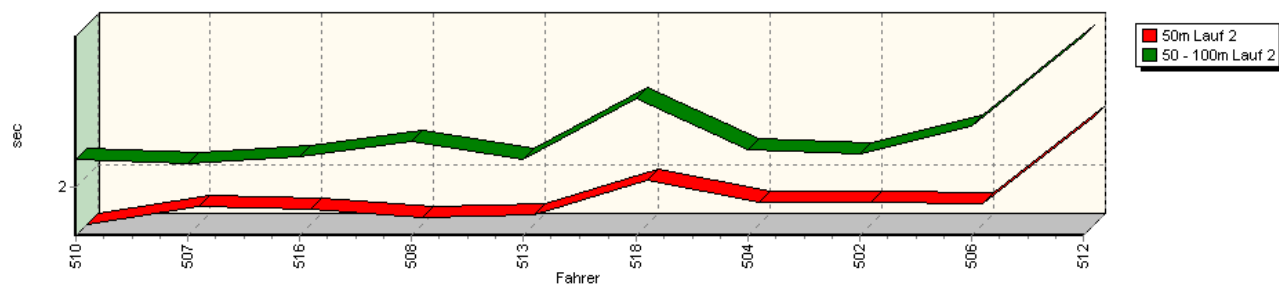


## Sektorzeiten & Speeds - Gruppe H (DMSB,OSK) NSU bis 1300 ccm - Klasse 21

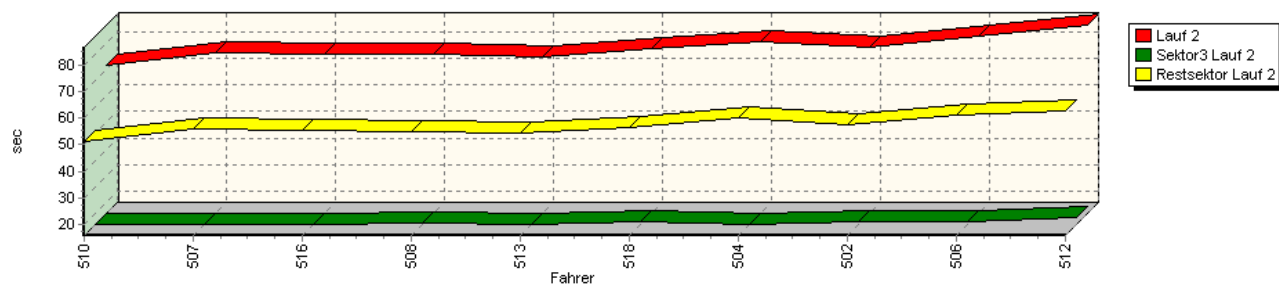
Speed-Diagramm Lauf 2



Sektor-Diagramm (Start) Lauf 2



Sektor-Diagramm (Rest) Lauf 2

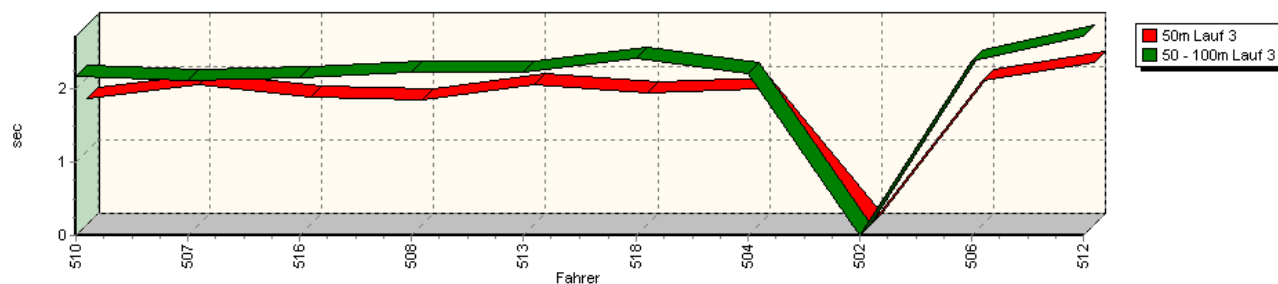


## Sektorzeiten & Speeds - Gruppe H (DMSB,OSK) NSU bis 1300 ccm - Klasse 21

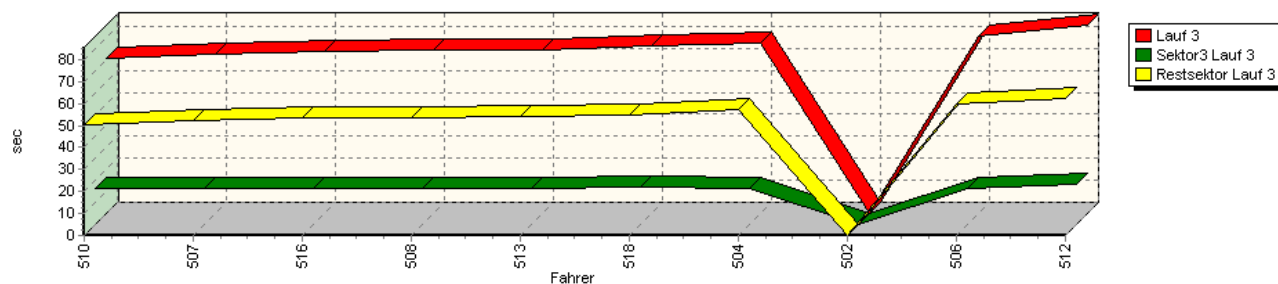
Speed-Diagramm Lauf 3



Sektor-Diagramm (Start) Lauf 3



Sektor-Diagramm (Rest) Lauf 3



Rg.	Nr.	Sektor 1 (15m)	Sektor 2 (15-50m)	Sektor 3	Speed Trap	Sektor 4	Laufzeit	Speed (Lauf)
1	510	<b>HOFMANN Steffen</b>		NSU Edelhäuser TT				
		Lauf 1:	00:01.771	00:02.159	*	*	01:16.480	103,56 km/h
		Lauf 2:	00:01.717	00:02.161	00:16.031	00:51.371	01:11.282	111,11 km/h
		Lauf 3:	00:01.712	00:02.174	00:16.140	00:50.474	01:10.502	112,34 km/h

## Sektorzeiten & Speeds - Gruppe H (DMSB,OSK) NSU bis 1300 ccm - Klasse 21

Rg.	Nr.		Sektor 1 (15m)	Sektor 2 (15-50m)	Sektor 3	Speed Trap	Sektor 4	Laufzeit	Speed (Lauf)
2	507	<b>NIEDERMANN Johannes</b>	NSU 1000 C Typ 67						
		Lauf 1:	00:02.365	00:02.240	*	* km/h	*	01:20.707	98,13 km/h
		Lauf 2:	00:01.818	00:02.137	00:16.264	130,26 km/h	00:55.907	01:16.129	104,03 km/h
		Lauf 3:	00:01.906	00:02.100	00:16.234	129,05 km/h	00:52.329	01:12.572	109,13 km/h
3	516	<b>HÖBER Jörg</b>	NSU Prinz 67-TT						
		Lauf 1:	00:01.981	00:02.136	*	* km/h	*	01:18.156	101,34 km/h
		Lauf 2:	00:01.805	00:02.180	00:16.109	128,90 km/h	00:55.589	01:15.685	104,64 km/h
		Lauf 3:	00:01.739	00:02.152	00:16.156	128,99 km/h	00:53.830	01:13.879	107,20 km/h
4	508	<b>HOFMANN Gerhard</b>	NSU TT						
		Lauf 1:	00:01.932	00:02.258	*	* km/h	*	01:20.384	98,53 km/h
		Lauf 2:	00:01.759	00:02.268	00:16.532	127,06 km/h	00:55.052	01:15.613	104,74 km/h
		Lauf 3:	00:01.703	00:02.217	00:16.603	127,02 km/h	00:53.481	01:14.006	107,02 km/h
5	513	<b>FASSBENDER Walter</b>	NSU -Grewé						
		Lauf 1:	00:01.954	00:02.162	*	* km/h	*	01:19.577	99,53 km/h
		Lauf 2:	00:01.777	00:02.164	00:16.246	132,79 km/h	00:54.565	01:14.754	105,95 km/h
		Lauf 3:	00:01.897	00:02.214	00:16.207	132,40 km/h	00:54.250	01:14.571	106,21 km/h
6	518	<b>HÖLLERICH Nicola</b>	NSU TT						
		Lauf 1:	00:01.946	00:02.492	*	* km/h	*	01:22.387	96,13 km/h
		Lauf 2:	00:01.977	00:02.519	00:17.165	127,33 km/h	00:56.319	01:17.982	101,56 km/h
		Lauf 3:	00:01.797	00:02.415	00:17.017	127,38 km/h	00:54.691	01:15.922	104,32 km/h
7	504	<b>SZOTT Roman</b>	NSU-TT						
		Lauf 1:	00:01.902	00:02.188	*	* km/h	*	01:25.563	92,56 km/h
		Lauf 2:	00:01.846	00:02.214	00:16.163	129,11 km/h	00:59.880	01:20.104	98,87 km/h
		Lauf 3:	00:01.848	00:02.201	00:16.111	131,45 km/h	00:57.101	01:17.262	102,51 km/h
8	502	<b>RABUS Leonhard</b>	NSU Einfalt TT						
		Lauf 1:	00:02.051	00:02.329	*	* km/h	*	01:25.871	92,23 km/h
		Lauf 2:	00:01.848	00:02.193	00:16.851	128,68 km/h	00:57.486	01:18.380	101,05 km/h
		Lauf 3:	*	*	*	* km/h	*	*	* km/h
9	506	<b>SCHABACKER Pit</b>	NSU-Davidovic TT						
		Lauf 1:	00:02.012	00:02.343	*	* km/h	*	01:23.501	94,85 km/h
		Lauf 2:	00:01.842	00:02.353	00:16.923	127,95 km/h	01:01.090	01:22.210	96,34 km/h
		Lauf 3:	00:01.964	00:02.367	00:16.625	124,21 km/h	00:59.704	01:20.662	98,19 km/h
10	512	<b>NEUNER Bernhard</b>	NSU TT 67						
		Lauf 1:	00:02.357	00:02.789	*	* km/h	*	01:31.552	86,51 km/h
		Lauf 2:	00:02.346	00:02.880	00:18.648	121,14 km/h	01:02.668	01:26.543	91,52 km/h
		Lauf 3:	00:02.205	00:02.711	00:18.461	118,20 km/h	01:02.274	01:25.652	92,47 km/h