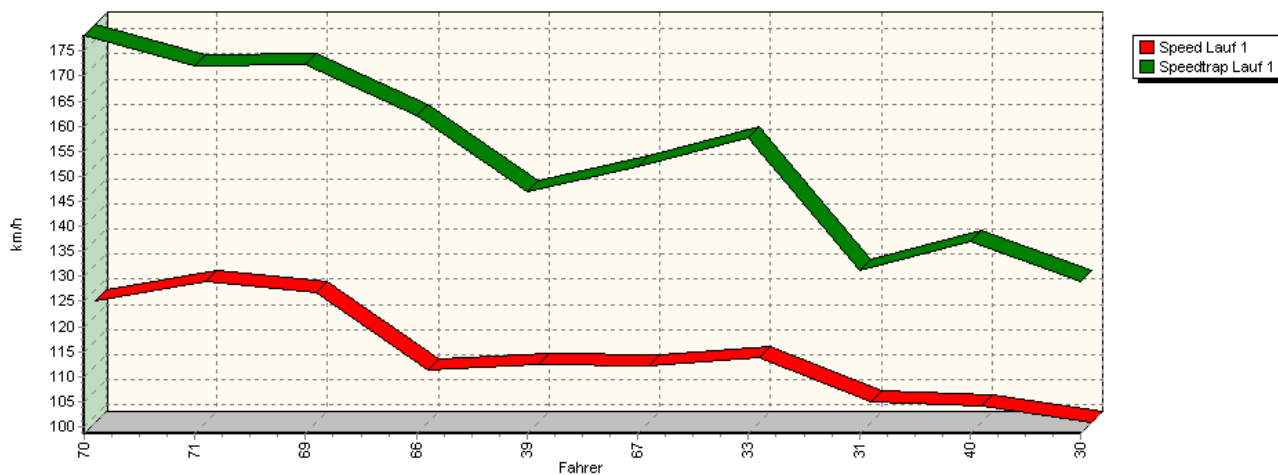
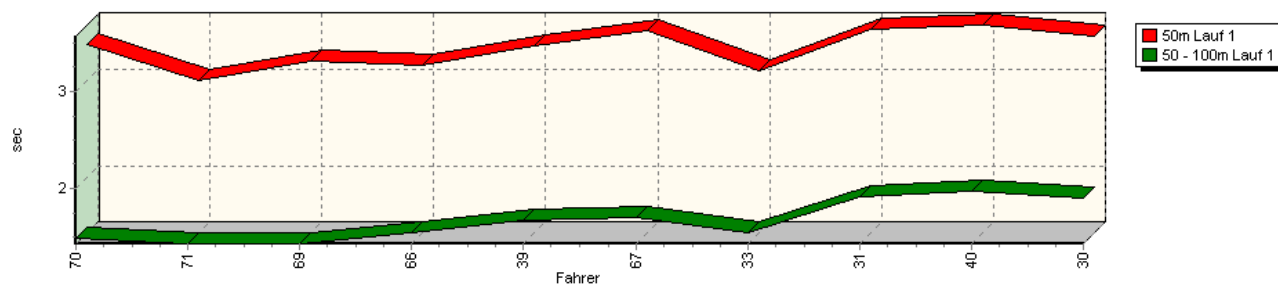


Sektorzeiten & Speeds - Training - Rennsportfahrzeuge

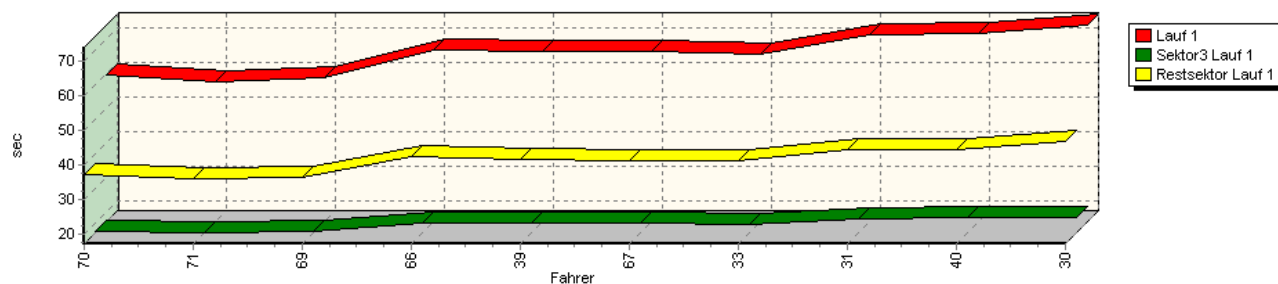
Speed-Diagramm Lauf 1



Sektor-Diagramm (Start) Lauf 1

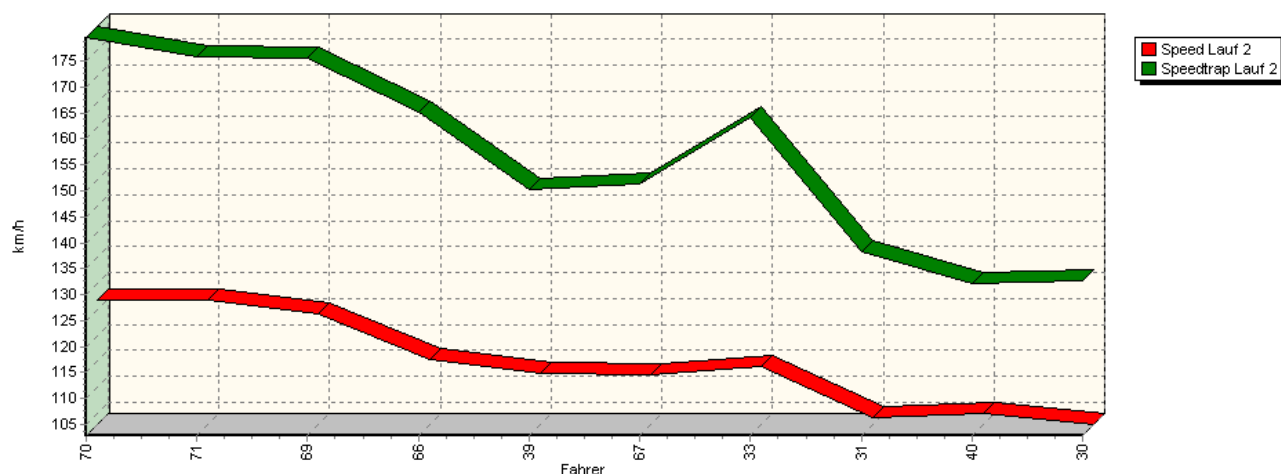


Sektor-Diagramm (Rest) Lauf 1

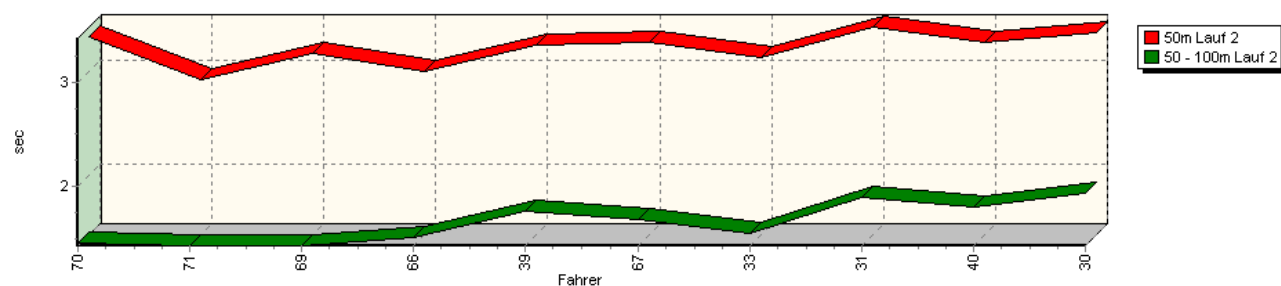


Sektorzeiten & Speeds - Training - Rennsportfahrzeuge

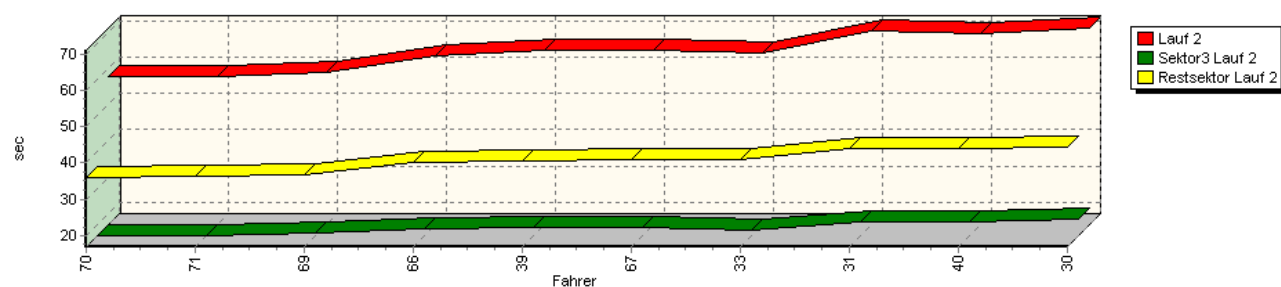
Speed-Diagramm Lauf 2



Sektor-Diagramm (Start) Lauf 2

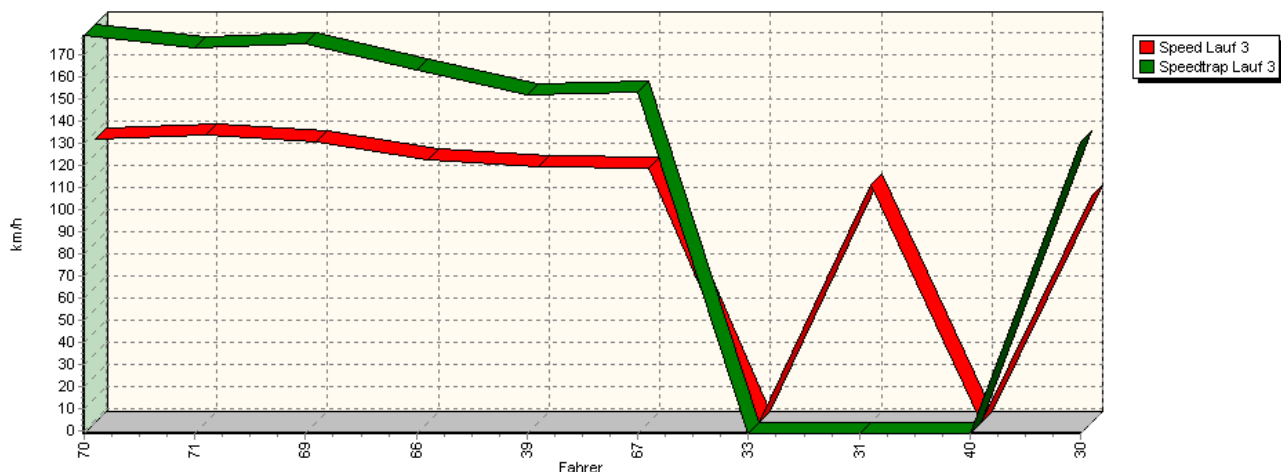


Sektor-Diagramm (Rest) Lauf 2

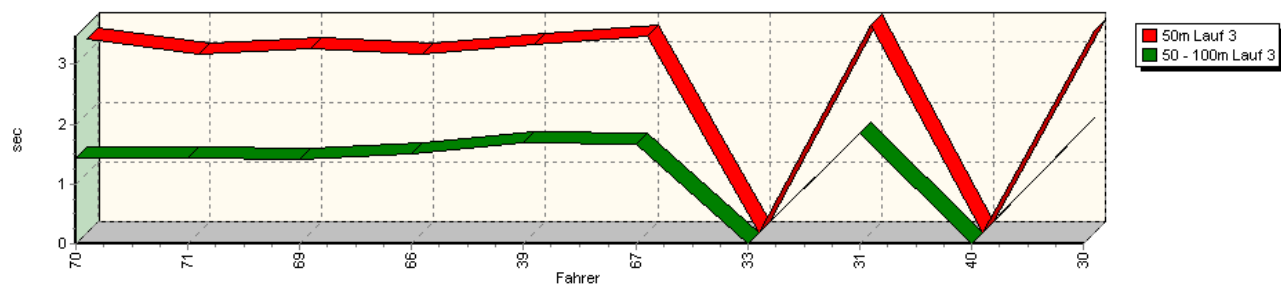


Sektorzeiten & Speeds - Training - Rennsportfahrzeuge

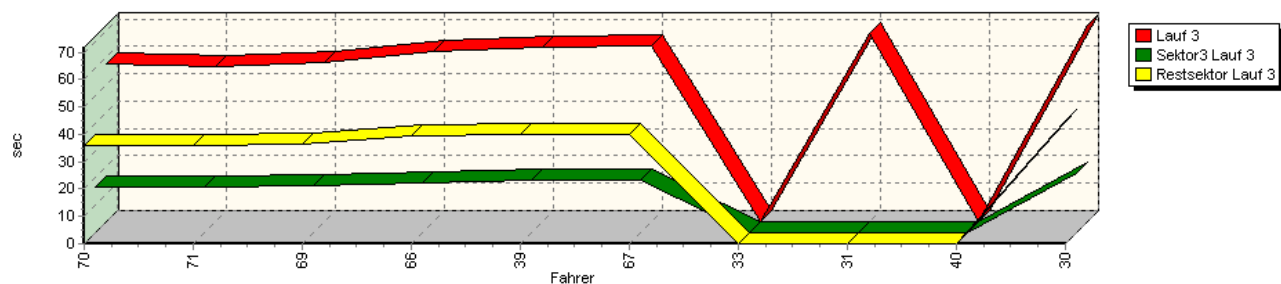
Speed-Diagramm Lauf 3



Sektor-Diagramm (Start) Lauf 3

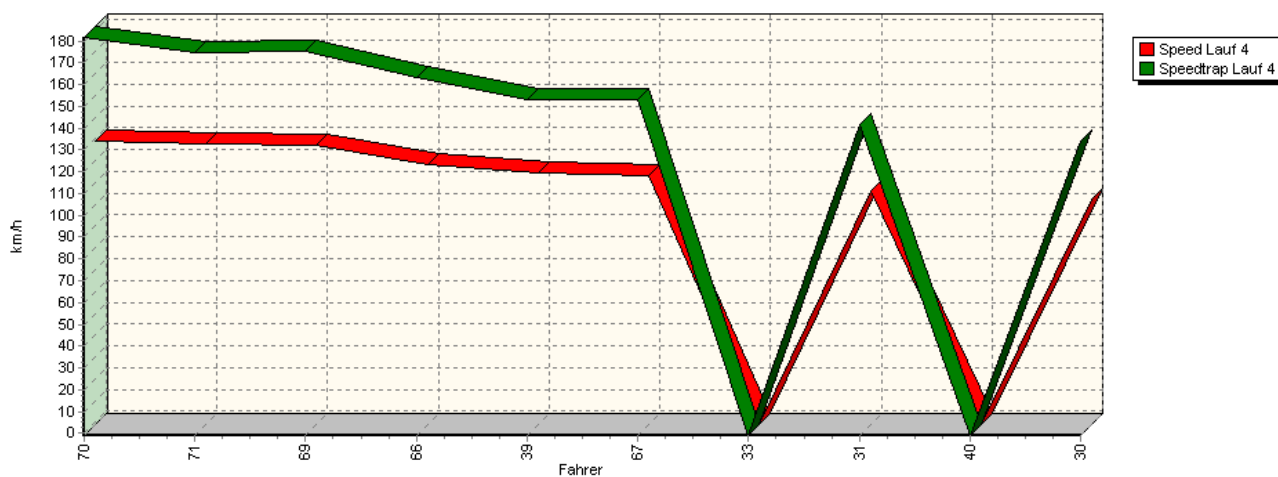


Sektor-Diagramm (Rest) Lauf 3

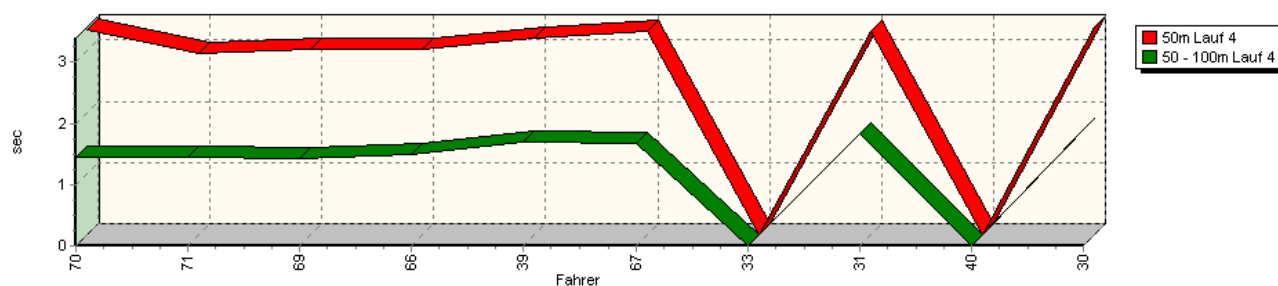


Sektorzeiten & Speeds - Training - Rennsportfahrzeuge

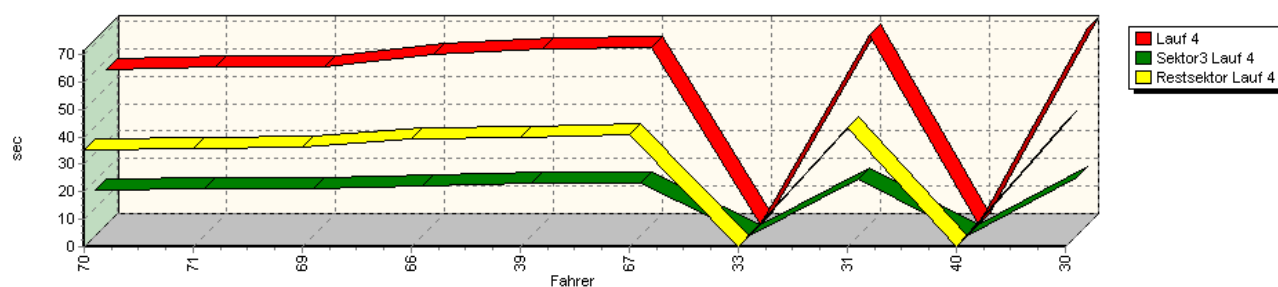
Speed-Diagramm Lauf 4



Sektor-Diagramm (Start) Lauf 4



Sektor-Diagramm (Rest) Lauf 4

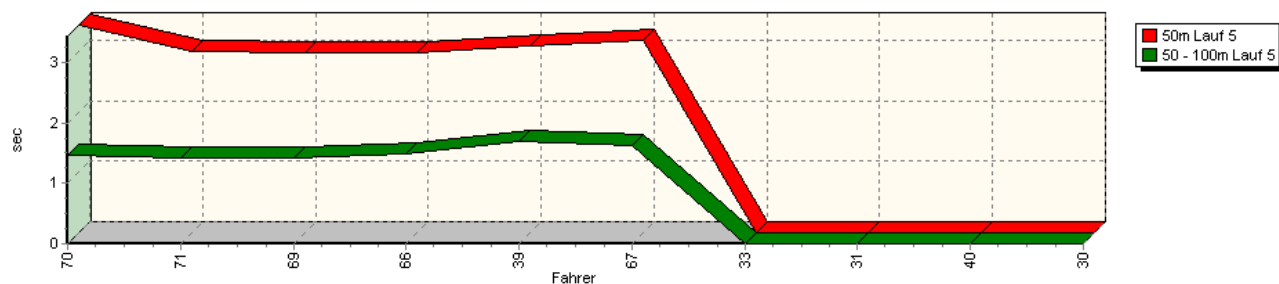


Sektorzeiten & Speeds - Training - Rennsportfahrzeuge

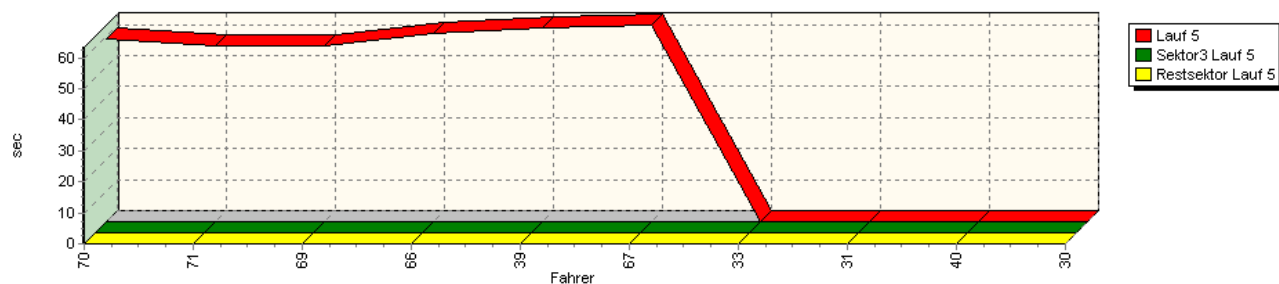
Speed-Diagramm Lauf 5



Sektor-Diagramm (Start) Lauf 5



Sektor-Diagramm (Rest) Lauf 5



| Rg. | Nr. | Sektor 1 (50m) | Sektor 2 (50-100m) | Sektor 3 | Speed Trap | Sektor 4 | Laufzeit | Speed (Lauf) | |
|-----|-----|----------------|--------------------|--------------------|------------|-------------|-----------|--------------|-------------|
| 1 | 70 | LANG Uwe | | Osella BMW PA 20/S | | | | | |
| | | Lauf 1: | 00:03.381 | 00:01.489 | 00:17.432 | 178,13 km/h | 00:37.192 | 00:59.496 | 122,83 km/h |
| | | Lauf 2: | 00:03.335 | 00:01.452 | 00:16.852 | 179,57 km/h | 00:35.999 | 00:57.640 | 126,79 km/h |
| | | Lauf 3: | 00:03.229 | 00:01.431 | 00:16.854 | 178,81 km/h | 00:35.962 | 00:57.478 | 127,14 km/h |
| | | Lauf 4: | 00:03.349 | 00:01.457 | 00:16.510 | 181,59 km/h | 00:35.326 | 00:56.644 | 129,02 km/h |
| | | Lauf 5: | 00:03.430 | 00:01.457 | * | * km/h | * | 00:58.781 | 124,33 km/h |




41. Osnabrücker ADAC Bergrennen

16. und 17. August 2008

Deutsche Bergmeisterschaft 2008

DMSB Bergpokal für Tourenwagen und Rennsportfahrzeuge

KW Gruppe H Berg-Cup



Sektorzeiten & Speeds - Training - Rennsportfahrzeuge

| Rg. | Nr. | | Sektor 1 (50m) | Sektor 2 (50-100m) | Sektor 3 | Speed Trap | Sektor 4 | Laufzeit | Speed (Lauf) |
|-----|-----|-----------------------|----------------|-------------------------|-----------|-------------|-----------|-----------|--------------|
| 2 | 71 | STEINER Marcel | | Martini BMW MK77 | | | | | |
| | | Lauf 1: | 00:03.007 | 00:01.432 | 00:17.129 | 172,02 km/h | 00:36.084 | 00:57.654 | 126,76 km/h |
| | | Lauf 2: | 00:02.918 | 00:01.429 | 00:16.881 | 175,90 km/h | 00:36.401 | 00:57.631 | 126,81 km/h |
| | | Lauf 3: | 00:02.983 | 00:01.424 | 00:16.634 | 173,32 km/h | 00:35.799 | 00:56.843 | 128,57 km/h |
| | | Lauf 4: | 00:02.957 | 00:01.442 | 00:16.888 | 174,56 km/h | 00:35.898 | 00:57.188 | 127,79 km/h |
| | | Lauf 5: | 00:03.002 | 00:01.419 | * | * km/h | * | 00:56.820 | 128,62 km/h |
| 3 | 69 | WEIDINGER Jörg | | Osella BMW PA 20/S | | | | | |
| | | Lauf 1: | 00:03.204 | 00:01.435 | 00:17.492 | 172,36 km/h | 00:36.532 | 00:58.665 | 124,57 km/h |
| | | Lauf 2: | 00:03.179 | 00:01.425 | 00:17.581 | 175,54 km/h | 00:36.643 | 00:58.831 | 124,22 km/h |
| | | Lauf 3: | 00:03.076 | 00:01.418 | 00:17.109 | 174,80 km/h | 00:36.470 | 00:58.073 | 125,84 km/h |
| | | Lauf 4: | 00:03.042 | 00:01.416 | 00:16.912 | 175,53 km/h | 00:36.091 | 00:57.463 | 127,18 km/h |
| | | Lauf 5: | 00:02.971 | 00:01.412 | * | * km/h | * | 00:56.876 | 128,49 km/h |
| 4 | 66 | BEHNKE Michael | | Osella PA 20/S | | | | | |
| | | Lauf 1: | 00:03.160 | 00:01.549 | 00:19.760 | 162,02 km/h | 00:42.487 | 01:06.959 | 109,14 km/h |
| | | Lauf 2: | 00:03.009 | 00:01.505 | 00:18.638 | 165,23 km/h | 00:40.227 | 01:03.381 | 115,30 km/h |
| | | Lauf 3: | 00:02.979 | 00:01.509 | 00:18.428 | 163,24 km/h | 00:39.232 | 01:02.150 | 117,59 km/h |
| | | Lauf 4: | 00:03.025 | 00:01.490 | 00:18.244 | 163,36 km/h | 00:39.185 | 01:01.945 | 117,97 km/h |
| | | Lauf 5: | 00:02.984 | 00:01.481 | * | * km/h | * | 01:00.575 | 120,64 km/h |
| 5 | 39 | BEHNKE Peter | | TIGA SC93 | | | | | |
| | | Lauf 1: | 00:03.364 | 00:01.680 | 00:19.773 | 146,90 km/h | 00:41.563 | 01:06.381 | 110,09 km/h |
| | | Lauf 2: | 00:03.255 | 00:01.764 | 00:19.305 | 150,37 km/h | 00:40.489 | 01:04.815 | 112,75 km/h |
| | | Lauf 3: | 00:03.147 | 00:01.683 | 00:19.059 | 152,02 km/h | 00:40.064 | 01:03.955 | 114,27 km/h |
| | | Lauf 4: | 00:03.206 | 00:01.691 | 00:19.129 | 152,97 km/h | 00:39.889 | 01:03.917 | 114,34 km/h |
| | | Lauf 5: | 00:03.078 | 00:01.691 | * | * km/h | * | 01:02.381 | 117,15 km/h |
| 6 | 67 | MÜLLER Urs | | Argo IM21 | | | | | |
| | | Lauf 1: | 00:03.515 | 00:01.697 | 00:20.042 | 151,94 km/h | 00:41.260 | 01:06.515 | 109,87 km/h |
| | | Lauf 2: | 00:03.282 | 00:01.677 | 00:19.243 | 151,21 km/h | 00:40.776 | 01:04.980 | 112,46 km/h |
| | | Lauf 3: | 00:03.295 | 00:01.663 | 00:19.172 | 153,29 km/h | 00:40.176 | 01:04.307 | 113,64 km/h |
| | | Lauf 4: | 00:03.330 | 00:01.664 | 00:19.053 | 152,97 km/h | 00:40.554 | 01:04.603 | 113,12 km/h |
| | | Lauf 5: | 00:03.187 | 00:01.619 | * | * km/h | * | 01:03.361 | 115,34 km/h |
| 7 | 33 | KÖPPEL Rolf | | Martini BMW MK42 | | | | | |
| | | Lauf 1: | 00:03.110 | 00:01.541 | 00:19.485 | 157,63 km/h | 00:41.401 | 01:05.539 | 111,51 km/h |
| | | Lauf 2: | 00:03.136 | 00:01.544 | 00:18.488 | 164,24 km/h | 00:40.897 | 01:04.066 | 114,07 km/h |
| | | Lauf 3: | * | * | * | * km/h | * | * | * km/h |
| | | Lauf 4: | * | * | * | * km/h | * | * | * km/h |
| | | Lauf 5: | * | * | * | * km/h | * | * | * km/h |
| 8 | 31 | RIBARCIK Bernd | | Formel E Eigenbau BR 06 | | | | | |
| | | Lauf 1: | 00:03.527 | 00:01.921 | 00:21.291 | 131,18 km/h | 00:44.399 | 01:11.140 | 102,73 km/h |
| | | Lauf 2: | 00:03.433 | 00:01.890 | 00:20.850 | 138,19 km/h | 00:43.954 | 01:10.129 | 104,21 km/h |
| | | Lauf 3: | 00:03.471 | 00:01.854 | * | * km/h | * | 01:08.689 | 106,39 km/h |
| | | Lauf 4: | 00:03.334 | 00:01.823 | 00:20.497 | 141,40 km/h | 00:43.186 | 01:08.843 | 106,15 km/h |
| | | Lauf 5: | * | * | * | * km/h | * | * | * km/h |
| 9 | 40 | KAUFEL Uwe | | PRC C3 Prototyp | | | | | |
| | | Lauf 1: | 00:03.577 | 00:01.981 | 00:21.588 | 136,95 km/h | 00:44.508 | 01:11.656 | 101,99 km/h |
| | | Lauf 2: | 00:03.288 | 00:01.797 | 00:20.645 | 132,06 km/h | 00:43.879 | 01:09.611 | 104,98 km/h |
| | | Lauf 3: | * | * | * | * km/h | * | * | * km/h |
| | | Lauf 4: | * | * | * | * km/h | * | * | * km/h |
| | | Lauf 5: | * | * | * | * km/h | * | * | * km/h |




41. Osnabrücker ADAC Bergrennen

16. und 17. August 2008

Deutsche Bergmeisterschaft 2008

DMSB Bergpokal für Tourenwagen und Rennsportfahrzeuge

KW Gruppe H Berg-Cup



Sektorzeiten & Speeds - Training - Rennsportfahrzeuge

| Rg. | Nr. | | Sektor 1 (50m) | Sektor 2 (50-100m) | Sektor 3 | Speed Trap | Sektor 4 | Laufzeit | Speed (Lauf) |
|-----|-----|------------------------|----------------|--------------------|------------------------|-------------|-----------|-----------|--------------|
| 10 | 30 | KESSLER Andreas | | | Formel Ford van Diemen | | | | |
| | | Lauf 1: | 00:03.460 | 00:01.911 | 00:21.730 | 128,86 km/h | 00:47.004 | 01:14.107 | 98,61 km/h |
| | | Lauf 2: | 00:03.380 | 00:01.928 | 00:21.384 | 132,62 km/h | 00:44.370 | 01:11.065 | 102,84 km/h |
| | | Lauf 3: | 00:03.385 | 00:01.927 | 00:21.584 | 130,67 km/h | 00:44.964 | 01:11.861 | 101,70 km/h |
| | | Lauf 4: | 00:03.395 | 00:01.902 | 00:21.118 | 134,16 km/h | 00:45.116 | 01:11.533 | 102,16 km/h |
| | | Lauf 5: | * | * | * | * km/h | * | * | * km/h |