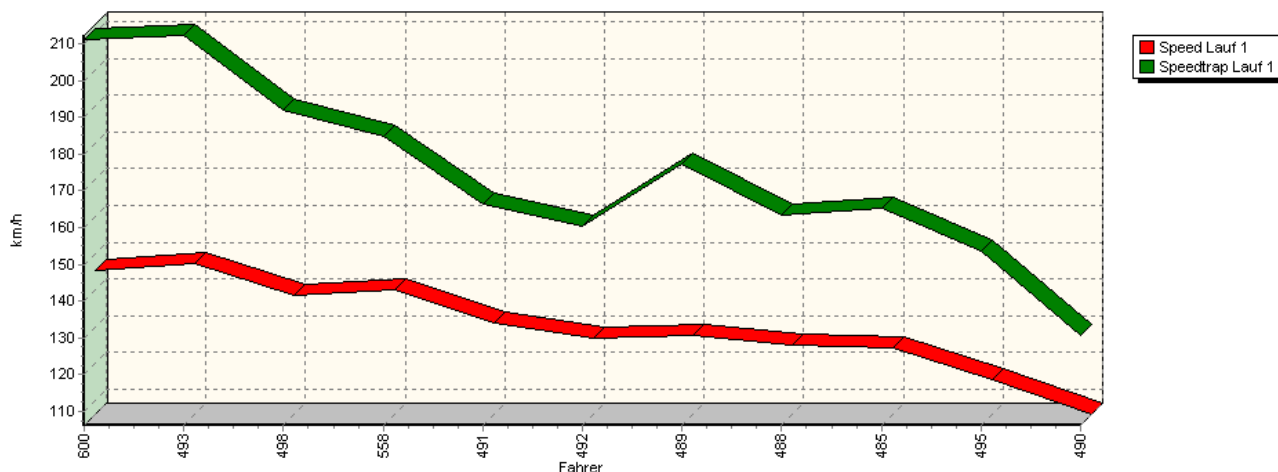
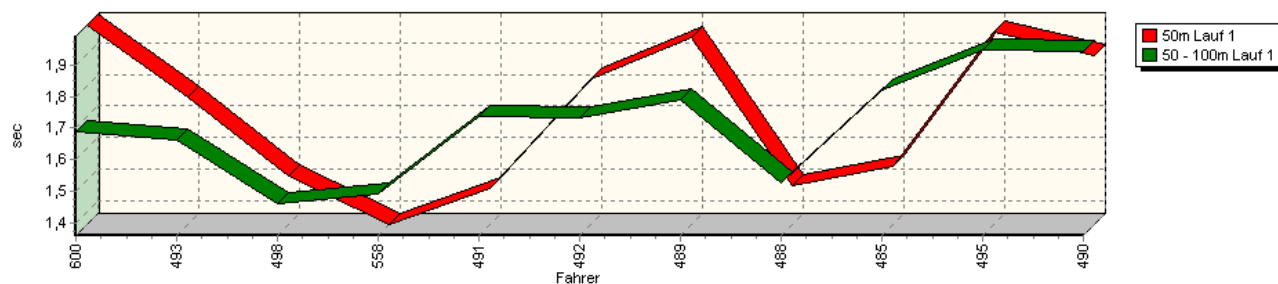


## Sektorzeiten & Speeds - Gruppe E1 über 2000 ccm - Klasse 28

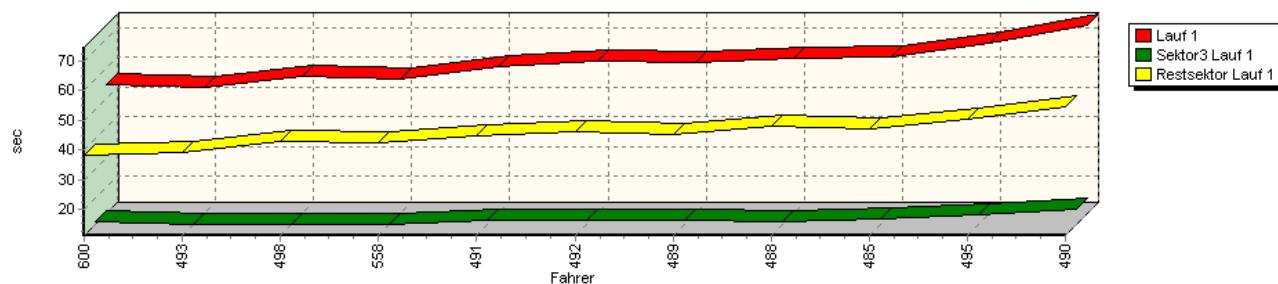
Speed-Diagramm Lauf 1



Sektor-Diagramm (Start) Lauf 1

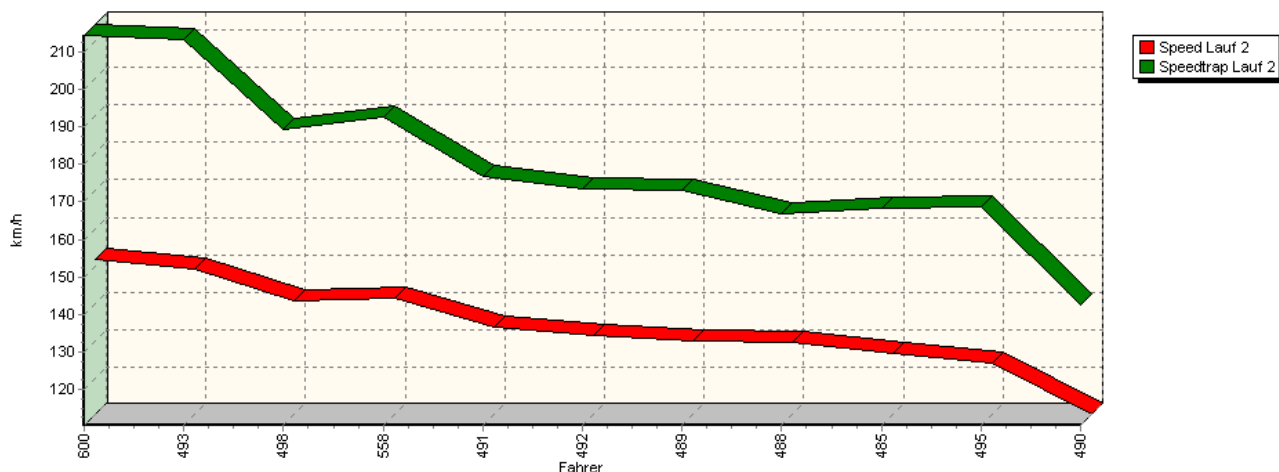


Sektor-Diagramm (Rest) Lauf 1

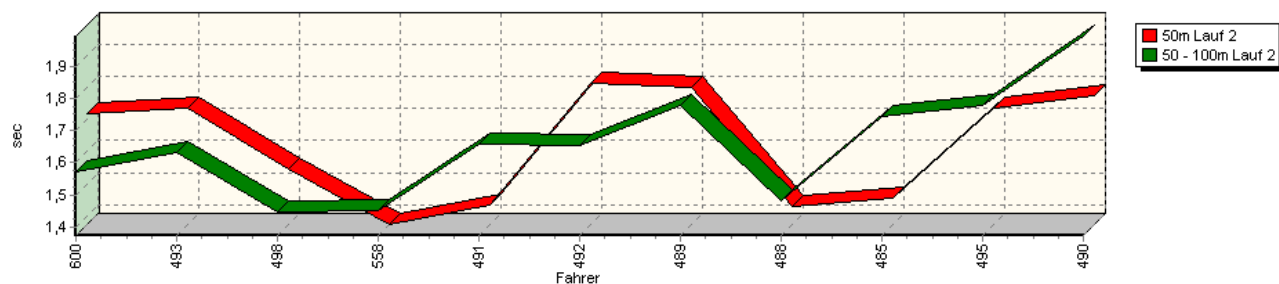


## Sektorzeiten & Speeds - Gruppe E1 über 2000 ccm - Klasse 28

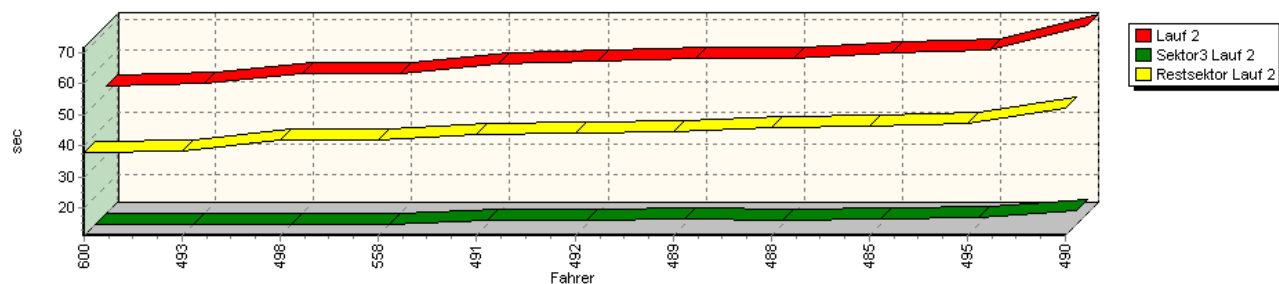
Speed-Diagramm Lauf 2



Sektor-Diagramm (Start) Lauf 2

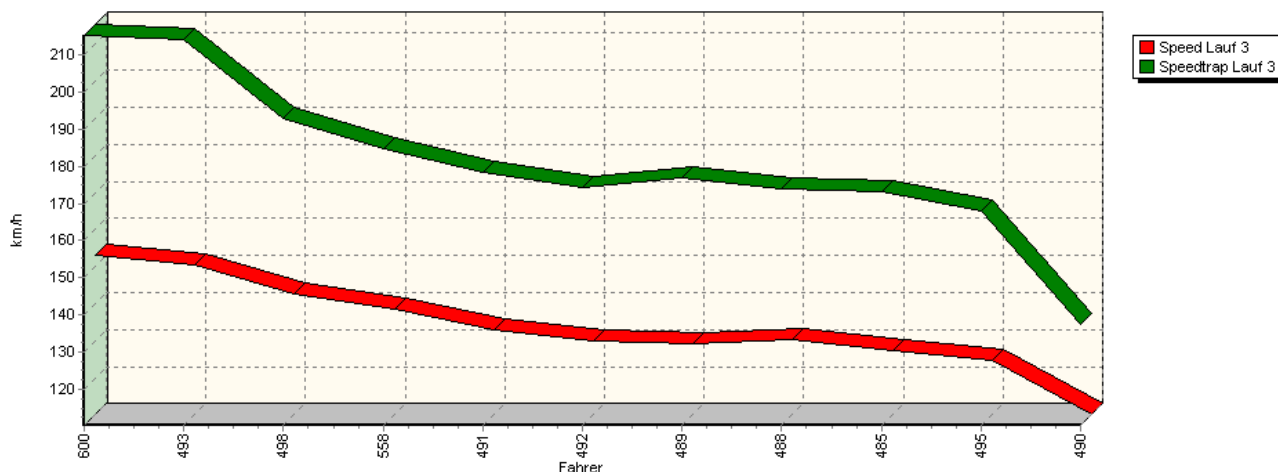


Sektor-Diagramm (Rest) Lauf 2

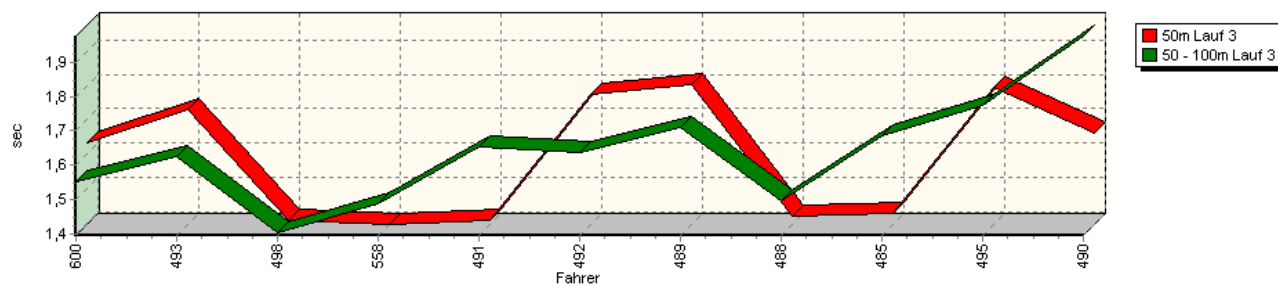


## Sektorzeiten & Speeds - Gruppe E1 über 2000 ccm - Klasse 28

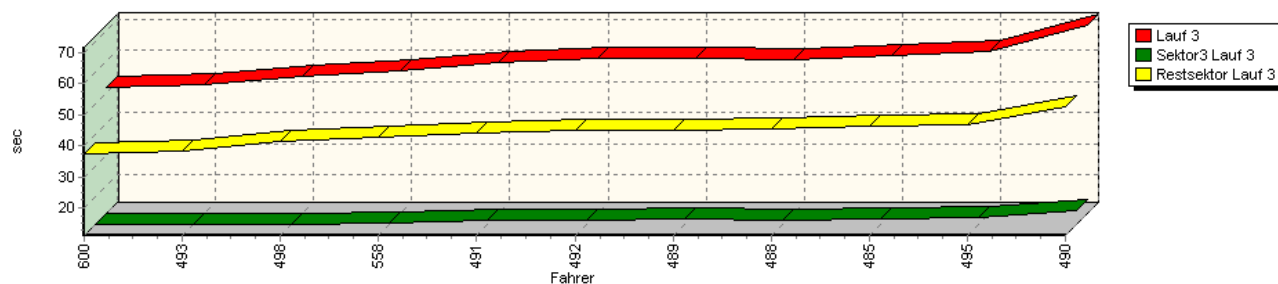
Speed-Diagramm Lauf 3



Sektor-Diagramm (Start) Lauf 3

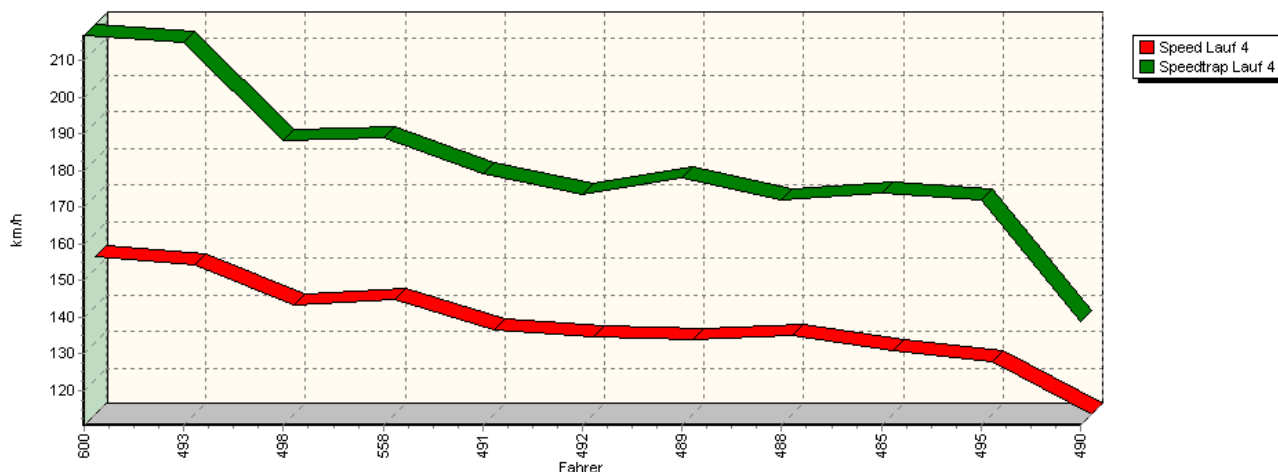


Sektor-Diagramm (Rest) Lauf 3

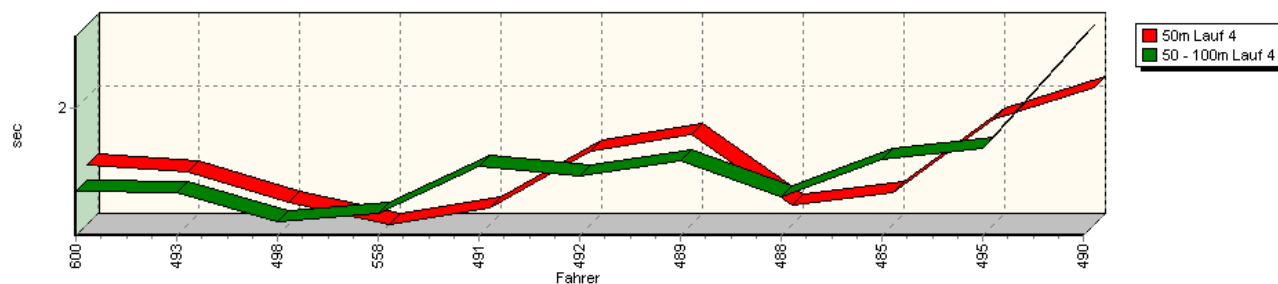


## Sektorzeiten & Speeds - Gruppe E1 über 2000 ccm - Klasse 28

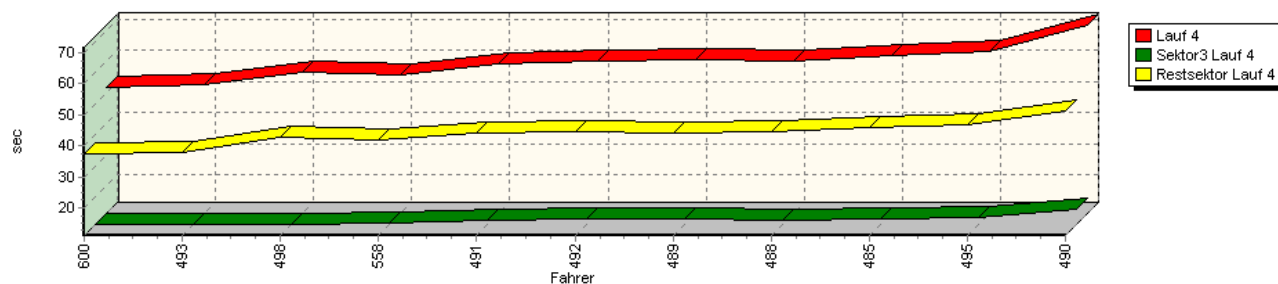
Speed-Diagramm Lauf 4



Sektor-Diagramm (Start) Lauf 4



Sektor-Diagramm (Rest) Lauf 4



Rg.	Nr.	Sektor 1 (15m)	Sektor 2 (15-50m)	Sektor 3	Speed Trap	Sektor 4	Laufzeit	Speed (Lauf)	
1	600	PLASA Georg		BMW 320 V8 Judd					
		Lauf 1:	00:01.991	00:01.686	00:12.352	211,41 km/h	00:38.437	00:54.466	145,41 km/h
		Lauf 2:	00:01.720	00:01.570	00:11.212	214,39 km/h	00:37.748	00:52.250	151,58 km/h
		Lauf 3:	00:01.633	00:01.553	00:11.089	215,34 km/h	00:37.484	00:51.759	153,02 km/h
		Lauf 4:	00:01.640	00:01.552	00:11.097	216,94 km/h	00:37.380	00:51.669	153,28 km/h

## Sektorzeiten & Speeds - Gruppe E1 über 2000 ccm - Klasse 28

Rg.	Nr.		Sektor 1 (15m)	Sektor 2 (15-50m)	Sektor 3	Speed Trap	Sektor 4	Laufzeit	Speed (Lauf)
2	493	<b>MEISEL Reto</b>		Mercedes Benz 190 RM1Judd Vt					
		Lauf 1:	00:01.764	00:01.660	00:11.400	212,36 km/h	00:39.002	00:53.826	147,14 km/h
		Lauf 2:	00:01.737	00:01.631	00:11.300	213,43 km/h	00:38.387	00:53.055	149,28 km/h
		Lauf 3:	00:01.728	00:01.626	00:11.086	214,30 km/h	00:38.151	00:52.591	150,60 km/h
		Lauf 4:	00:01.598	00:01.544	00:11.243	215,13 km/h	00:38.003	00:52.388	151,18 km/h
3	498	<b>HANDA Norbert</b>		Lancia Delta Integrale EVO 3					
		Lauf 1:	00:01.514	00:01.459	00:11.345	192,05 km/h	00:42.848	00:57.166	138,54 km/h
		Lauf 2:	00:01.547	00:01.446	00:11.342	189,22 km/h	00:41.938	00:56.273	140,74 km/h
		Lauf 3:	00:01.408	00:01.402	00:11.058	192,92 km/h	00:41.627	00:55.495	142,71 km/h
		Lauf 4:	00:01.432	00:01.389	00:11.039	188,28 km/h	00:42.594	00:56.454	140,29 km/h
4	558	<b>SCHORI Hans</b>		Mitsubishi Lancer EVO RS					
		Lauf 1:	00:01.359	00:01.491	00:11.265	184,74 km/h	00:42.368	00:56.483	140,22 km/h
		Lauf 2:	00:01.373	00:01.450	00:11.145	192,68 km/h	00:42.024	00:55.992	141,45 km/h
		Lauf 3:	00:01.394	00:01.486	00:11.285	184,87 km/h	00:42.951	00:57.116	138,67 km/h
		Lauf 4:	00:01.316	00:01.432	00:11.267	189,11 km/h	00:41.845	00:55.860	141,78 km/h
5	491	<b>HULMANN Valère</b>		Mazda 323 GTX					
		Lauf 1:	00:01.471	00:01.737	00:12.532	166,38 km/h	00:44.735	01:00.475	130,96 km/h
		Lauf 2:	00:01.432	00:01.656	00:12.426	176,97 km/h	00:43.703	00:59.217	133,74 km/h
		Lauf 3:	00:01.407	00:01.652	00:12.359	178,41 km/h	00:44.147	00:59.565	132,96 km/h
		Lauf 4:	00:01.408	00:01.692	00:12.375	179,28 km/h	00:43.869	00:59.344	133,46 km/h
6	492	<b>TRAINTINGER Gottfried</b>		Opel Kadett C Coupé GT/E					
		Lauf 1:	00:01.821	00:01.730	00:12.762	160,58 km/h	00:46.070	01:02.383	126,96 km/h
		Lauf 2:	00:01.815	00:01.652	00:12.687	173,67 km/h	00:44.112	01:00.266	131,42 km/h
		Lauf 3:	00:01.773	00:01.637	00:12.587	174,29 km/h	00:44.995	01:00.992	129,85 km/h
		Lauf 4:	00:01.714	00:01.635	00:12.623	173,40 km/h	00:44.297	01:00.269	131,41 km/h
7	489	<b>NEFF Frederic</b>		BMW E30					
		Lauf 1:	00:01.952	00:01.790	00:12.858	177,37 km/h	00:45.488	01:02.088	127,56 km/h
		Lauf 2:	00:01.799	00:01.778	00:12.865	172,99 km/h	00:44.531	01:00.973	129,89 km/h
		Lauf 3:	00:01.804	00:01.710	00:12.803	177,08 km/h	00:44.873	01:01.190	129,43 km/h
		Lauf 4:	00:01.797	00:01.722	00:12.779	178,19 km/h	00:44.291	01:00.589	130,72 km/h
8	488	<b>JELINEK Michael</b>		Subaru Impreza					
		Lauf 1:	00:01.484	00:01.526	00:12.425	163,23 km/h	00:47.847	01:03.282	125,15 km/h
		Lauf 2:	00:01.431	00:01.480	00:12.418	166,83 km/h	00:45.736	01:01.065	129,70 km/h
		Lauf 3:	00:01.418	00:01.495	00:12.281	173,81 km/h	00:45.515	01:00.709	130,46 km/h
		Lauf 4:	00:01.418	00:01.526	00:12.312	172,03 km/h	00:44.739	00:59.995	132,01 km/h
9	485	<b>REINDL Philipp</b>		Lancia Delta Integrale 16V					
		Lauf 1:	00:01.545	00:01.821	00:13.062	165,26 km/h	00:47.337	01:03.765	124,21 km/h
		Lauf 2:	00:01.457	00:01.746	00:12.963	168,46 km/h	00:46.398	01:02.564	126,59 km/h
		Lauf 3:	00:01.425	00:01.683	00:12.882	173,13 km/h	00:46.167	01:02.157	127,42 km/h
		Lauf 4:	00:01.485	00:01.729	00:12.853	173,89 km/h	00:45.853	01:01.920	127,91 km/h
10	495	<b>RÖCK Sabine</b>		VW Golf I Turbo					
		Lauf 1:	00:01.969	00:01.945	00:14.452	153,45 km/h	00:50.169	01:08.535	115,56 km/h
		Lauf 2:	00:01.736	00:01.777	00:13.219	168,67 km/h	00:46.982	01:03.714	124,31 km/h
		Lauf 3:	00:01.795	00:01.773	00:13.365	167,97 km/h	00:46.623	01:03.556	124,61 km/h
		Lauf 4:	00:01.880	00:01.787	00:13.098	171,96 km/h	00:46.684	01:03.449	124,82 km/h

## Sektorzeiten & Speeds - Gruppe E1 über 2000 ccm - Klasse 28

Rg.	Nr.		Sektor 1 (15m)	Sektor 2 (15-50m)	Sektor 3	Speed Trap	Sektor 4	Laufzeit	Speed (Lauf)
11	490	<b>BUTTOLETTI Graziano</b>		BMW TDI					
		Lauf 1:	00:01.893	00:01.941	00:16.164	130,64 km/h	00:54.601	01:14.599	106,17 km/h
		Lauf 2:	00:01.774	00:01.995	00:15.680	142,60 km/h	00:52.229	01:11.678	110,50 km/h
		Lauf 3:	00:01.662	00:01.976	00:15.714	137,29 km/h	00:52.489	01:11.841	110,24 km/h
		Lauf 4:	00:02.056	00:02.389	00:15.978	138,77 km/h	00:51.323	01:11.746	110,39 km/h