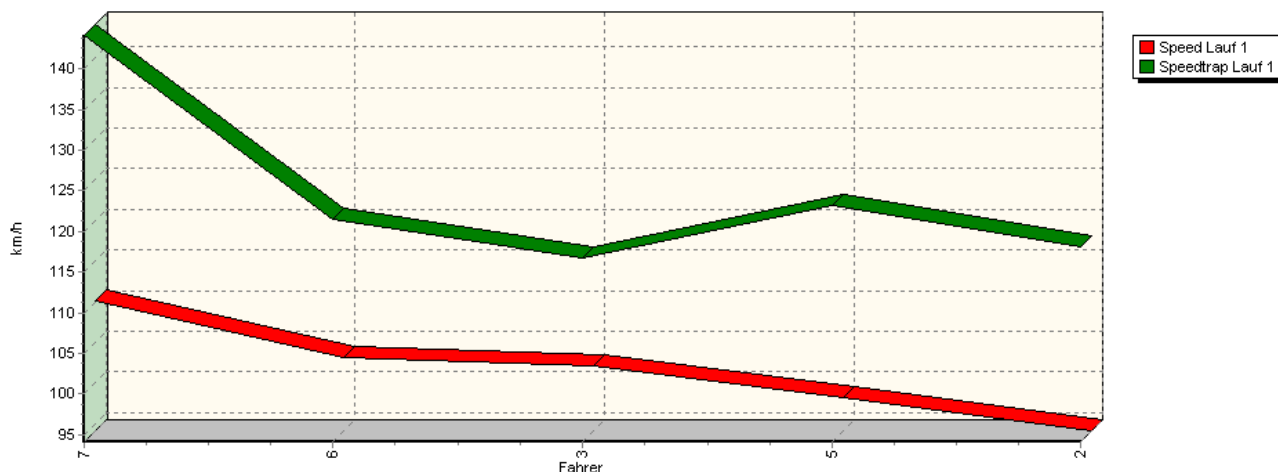
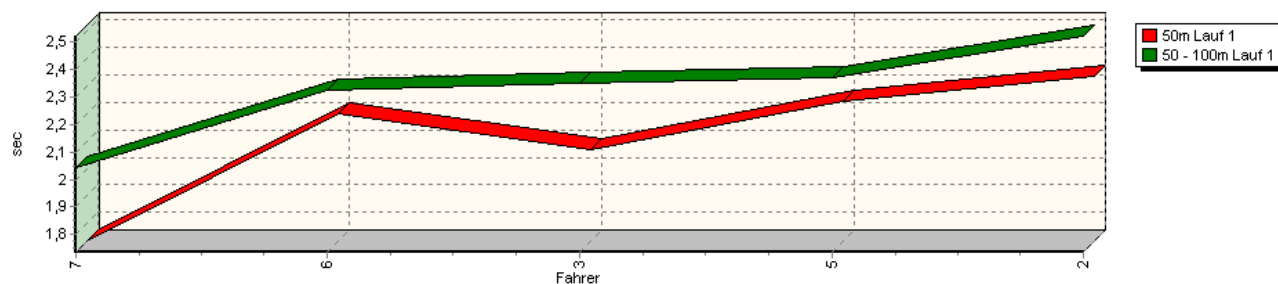


Sektorzeiten & Speeds - Gruppe G (DMSB)

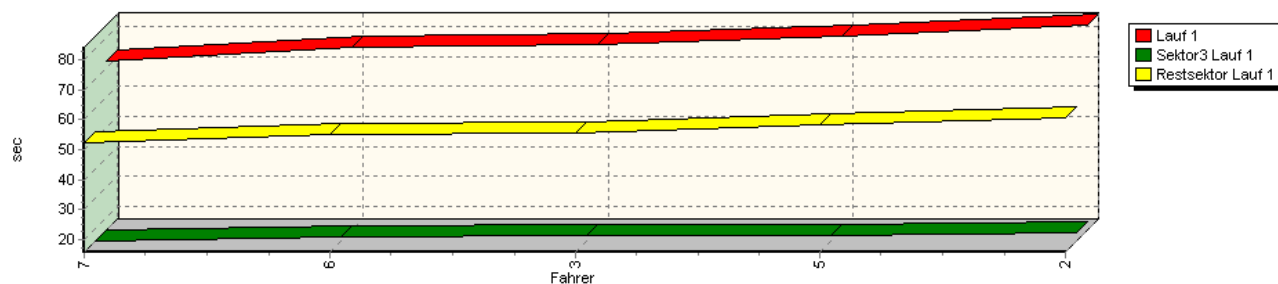
Speed-Diagramm Lauf 1



Sektor-Diagramm (Start) Lauf 1

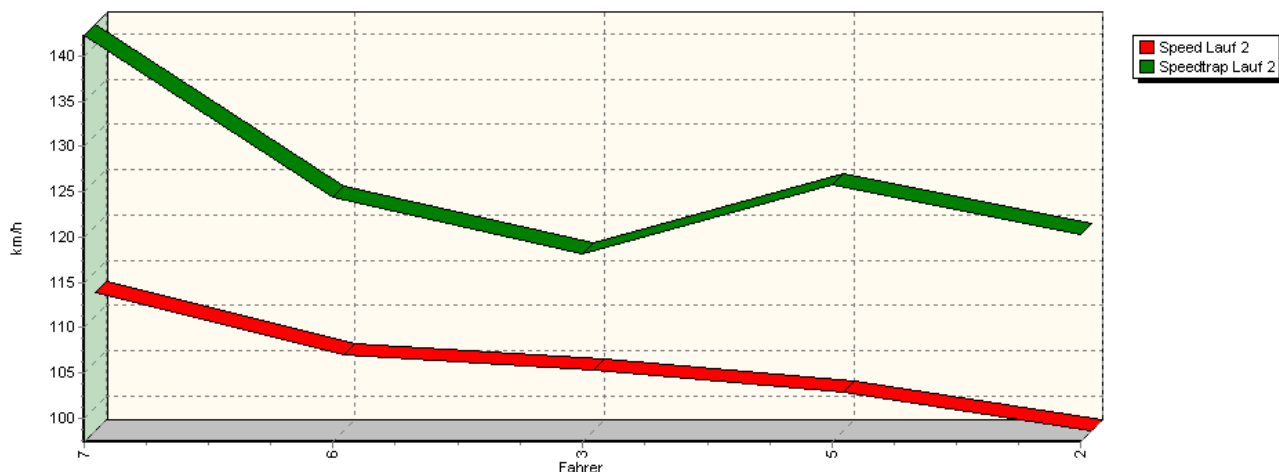


Sektor-Diagramm (Rest) Lauf 1

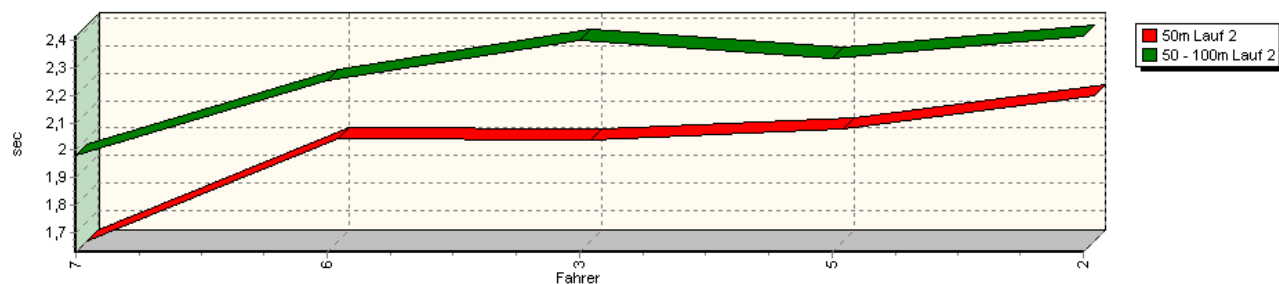


Sektorzeiten & Speeds - Gruppe G (DMSB)

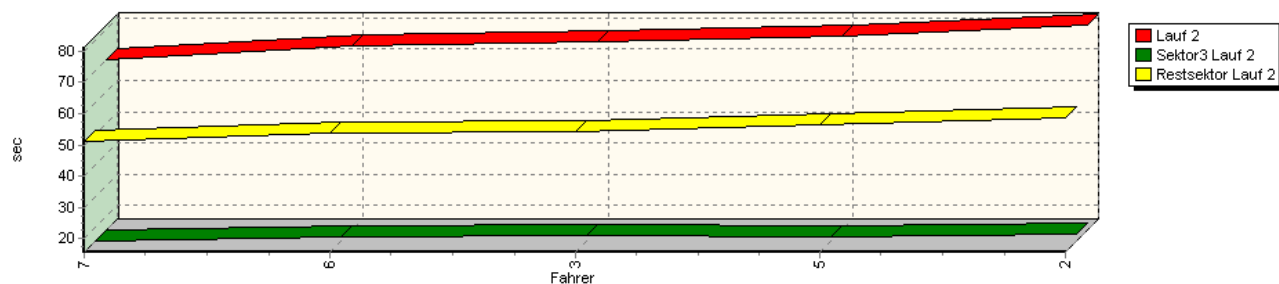
Speed-Diagramm Lauf 2



Sektor-Diagramm (Start) Lauf 2

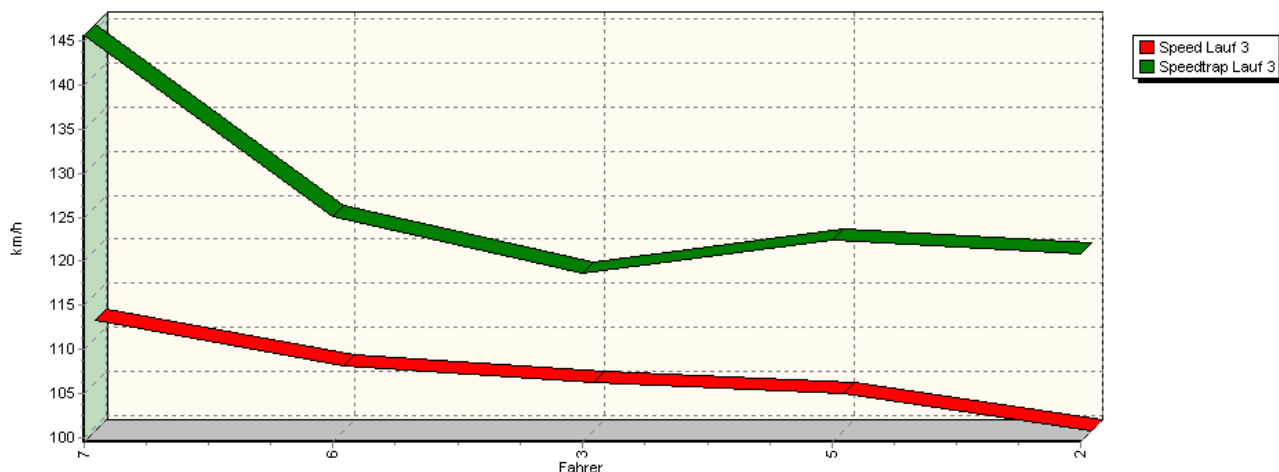


Sektor-Diagramm (Rest) Lauf 2

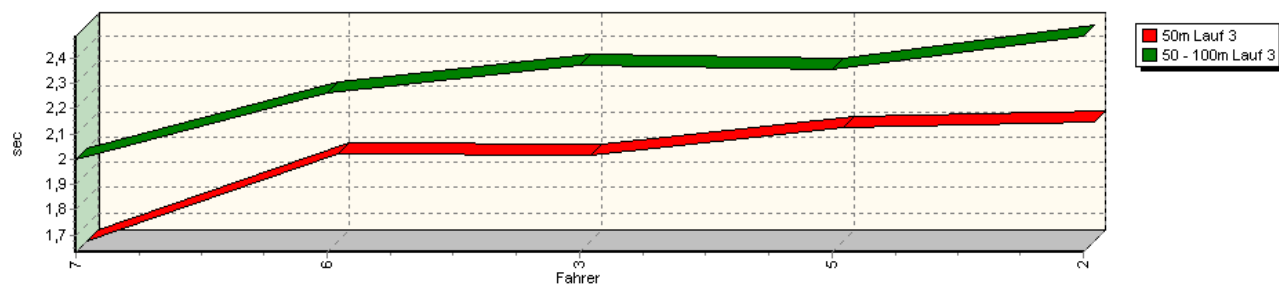


Sektorzeiten & Speeds - Gruppe G (DMSB)

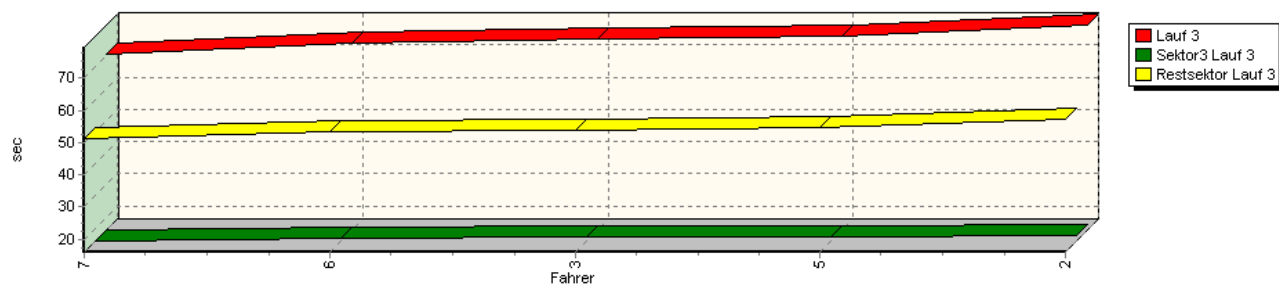
Speed-Diagramm Lauf 3



Sektor-Diagramm (Start) Lauf 3

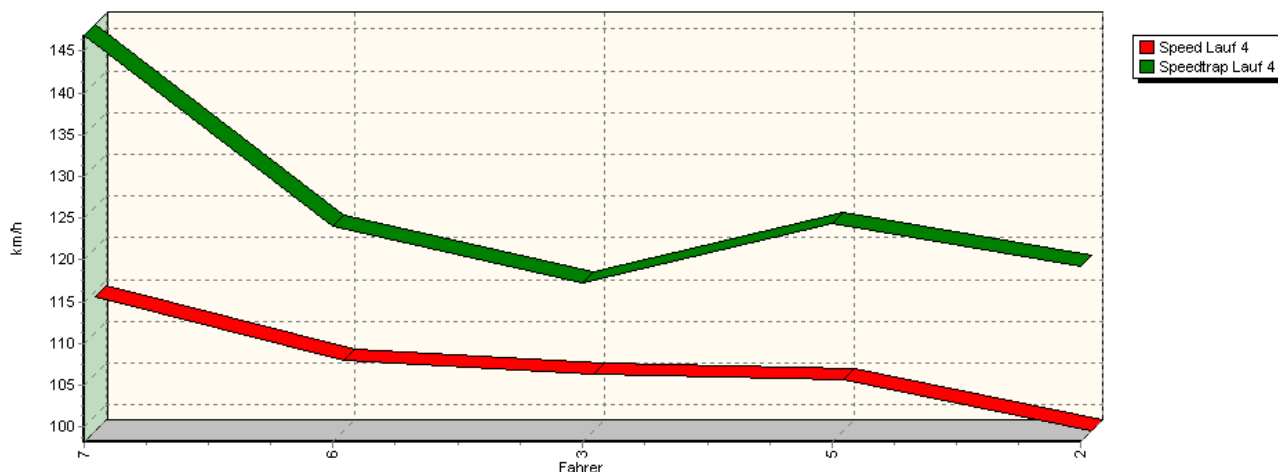


Sektor-Diagramm (Rest) Lauf 3

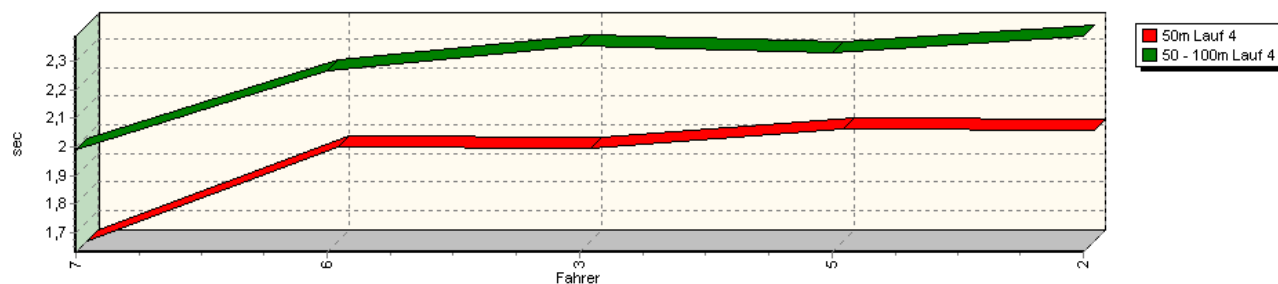


Sektorzeiten & Speeds - Gruppe G (DMSB)

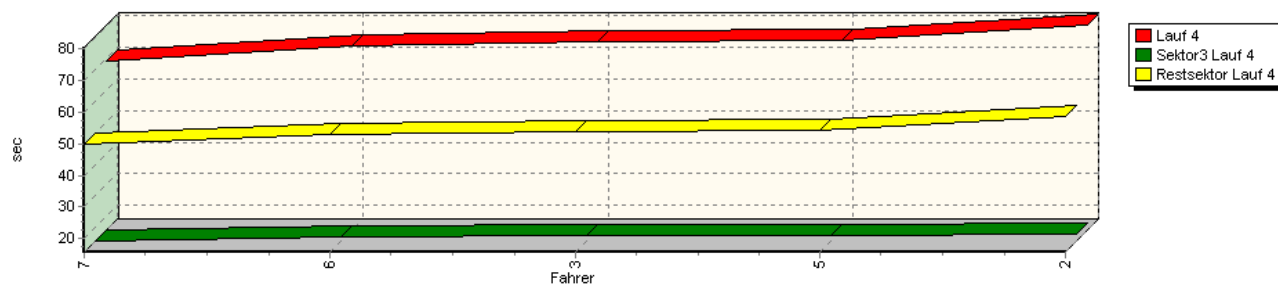
Speed-Diagramm Lauf 4



Sektor-Diagramm (Start) Lauf 4



Sektor-Diagramm (Rest) Lauf 4



Rg.	Nr.	Sektor 1 (15m)	Sektor 2 (15-50m)	Sektor 3	Speed Trap	Sektor 4	Laufzeit	Speed (Lauf)	
1	7	BESTLE Guido		Renault Alpine V6 GT Turbo D 5l					
		Lauf 1:	00:01.737	00:02.041	00:15.813	144,15 km/h	00:52.338	01:11.929	110,11 km/h
		Lauf 2:	00:01.627	00:01.984	00:15.609	142,25 km/h	00:51.043	01:10.263	112,72 km/h
		Lauf 3:	00:01.632	00:01.997	00:15.939	145,65 km/h	00:51.086	01:10.654	112,09 km/h
		Lauf 4:	00:01.631	00:01.989	00:15.631	146,88 km/h	00:50.031	01:09.282	114,32 km/h

Sektorzeiten & Speeds - Gruppe G (DMSB)

Rg.	Nr.		Sektor 1 (15m)	Sektor 2 (15-50m)	Sektor 3	Speed Trap	Sektor 4	Laufzeit	Speed (Lauf)
2	6	UENZEN Hendrik		Opel Kadett E GSI					
		Lauf 1:	00:02.196	00:02.323	00:17.312	121,58 km/h	00:54.962	01:16.793	103,13 km/h
		Lauf 2:	00:02.002	00:02.255	00:16.883	124,38 km/h	00:53.731	01:14.871	105,78 km/h
		Lauf 3:	00:01.976	00:02.261	00:16.689	125,16 km/h	00:53.226	01:14.152	106,81 km/h
		Lauf 4:	00:01.959	00:02.267	00:16.993	124,11 km/h	00:53.024	01:14.243	106,68 km/h
3	3	BODNER Christian		Toyota Corolla					
		Lauf 1:	00:02.070	00:02.350	00:17.469	116,78 km/h	00:55.739	01:17.628	102,03 km/h
		Lauf 2:	00:01.998	00:02.404	00:17.349	118,21 km/h	00:54.381	01:16.132	104,03 km/h
		Lauf 3:	00:01.973	00:02.371	00:17.110	118,64 km/h	00:53.923	01:15.377	105,07 km/h
		Lauf 4:	00:01.958	00:02.354	00:17.319	117,24 km/h	00:53.764	01:15.395	105,05 km/h
4	5	UENZEN Nikolas		Opel Astra F GSI					
		Lauf 1:	00:02.244	00:02.367	00:17.740	123,16 km/h	00:58.296	01:20.647	98,21 km/h
		Lauf 2:	00:02.039	00:02.334	00:17.009	125,80 km/h	00:56.549	01:17.931	101,63 km/h
		Lauf 3:	00:02.081	00:02.358	00:17.352	122,44 km/h	00:54.580	01:16.371	103,71 km/h
		Lauf 4:	00:02.025	00:02.332	00:17.223	124,33 km/h	00:54.362	01:15.942	104,29 km/h
5	2	BOCH Heinz-Peter		BMW 316 i					
		Lauf 1:	00:02.334	00:02.519	00:18.554	118,10 km/h	01:00.759	01:24.166	94,10 km/h
		Lauf 2:	00:02.158	00:02.417	00:17.934	120,24 km/h	00:58.813	01:21.322	97,39 km/h
		Lauf 3:	00:02.103	00:02.488	00:17.866	120,80 km/h	00:57.144	01:19.601	99,50 km/h
		Lauf 4:	00:02.018	00:02.388	00:17.666	119,20 km/h	00:58.557	01:20.629	98,23 km/h