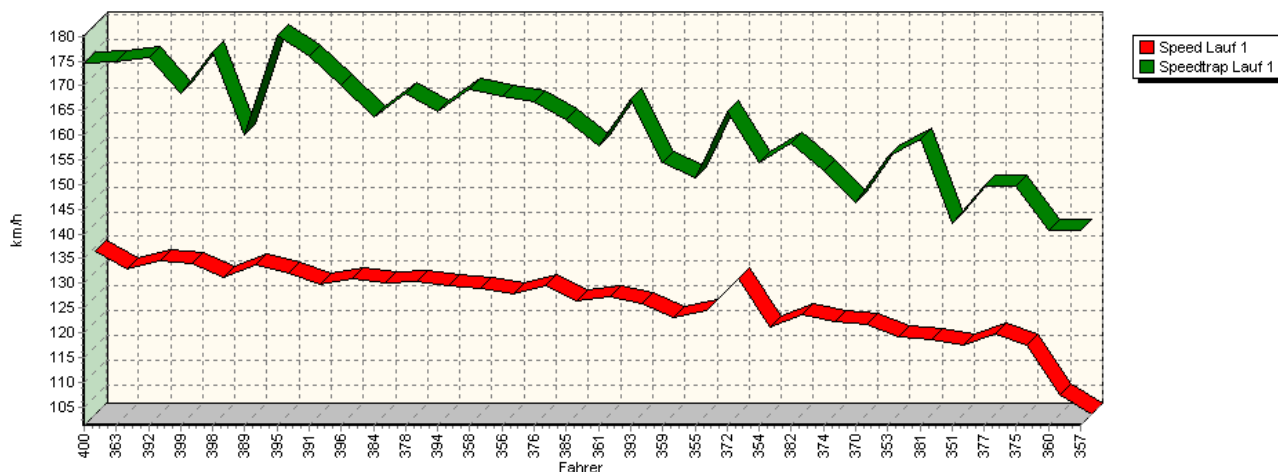
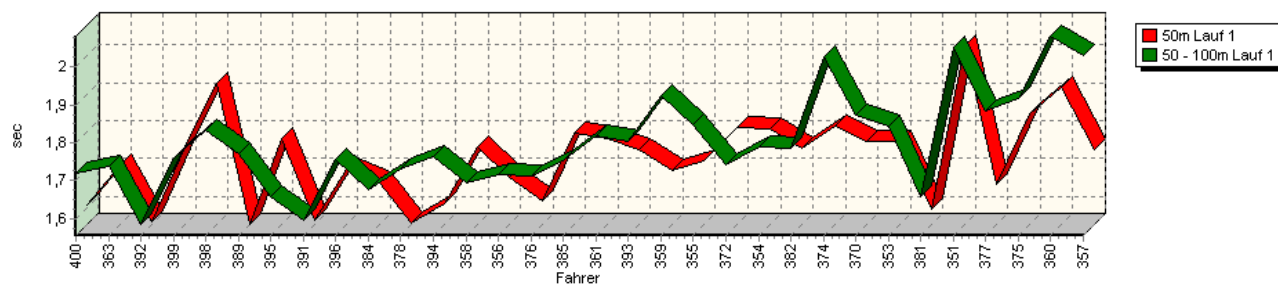


## Sektorzeiten & Speeds - Gruppe H (DMSB) / H (OSK) bis 2000 ccm - Klasse 23

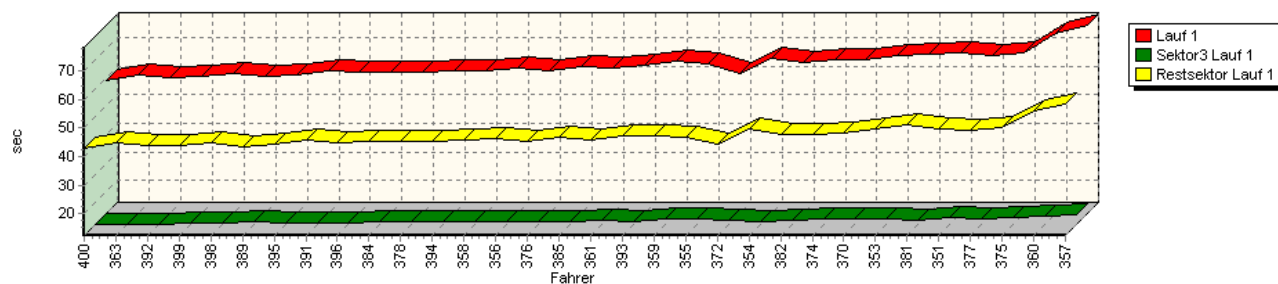
Speed-Diagramm Lauf 1



Sektor-Diagramm (Start) Lauf 1

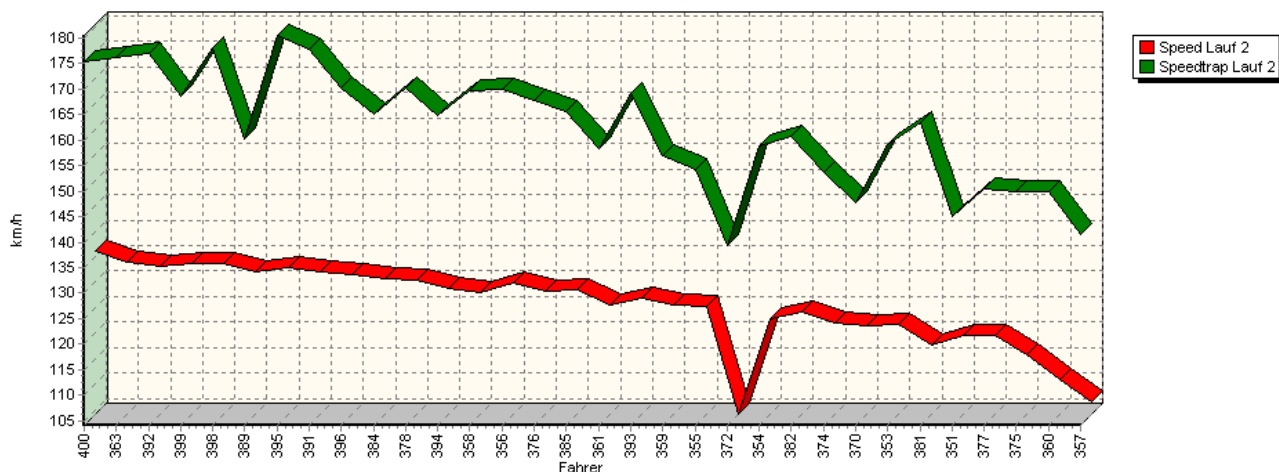


Sektor-Diagramm (Rest) Lauf 1

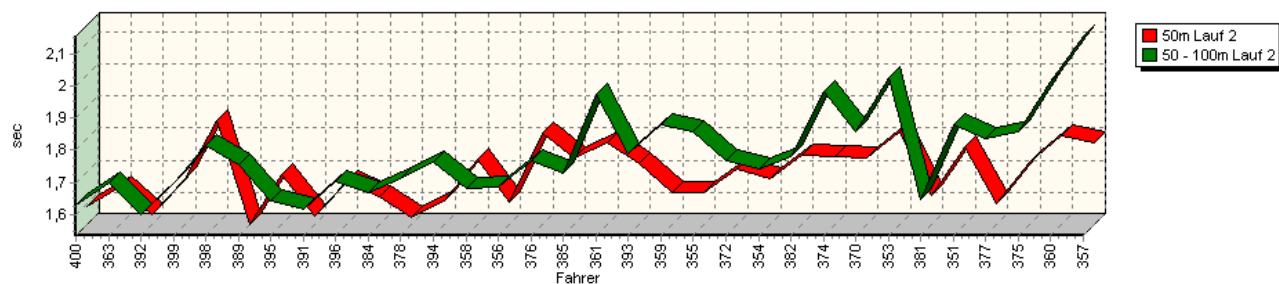


## Sektorzeiten & Speeds - Gruppe H (DMSB) / H (OSK) bis 2000 ccm - Klasse 23

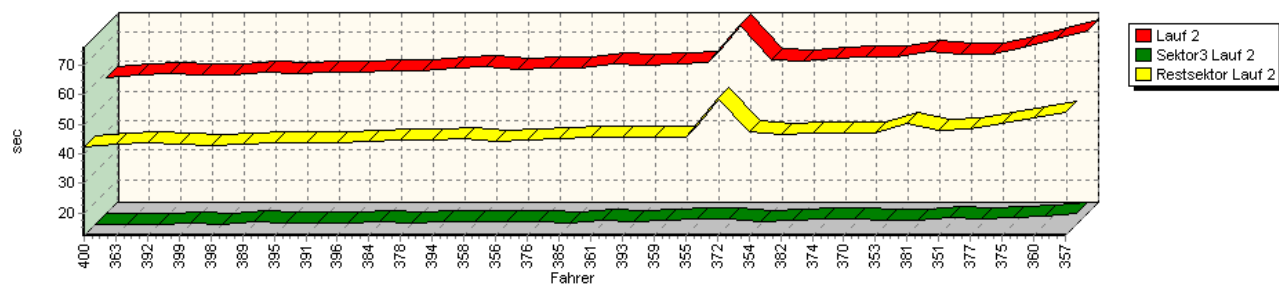
Speed-Diagramm Lauf 2



Sektor-Diagramm (Start) Lauf 2

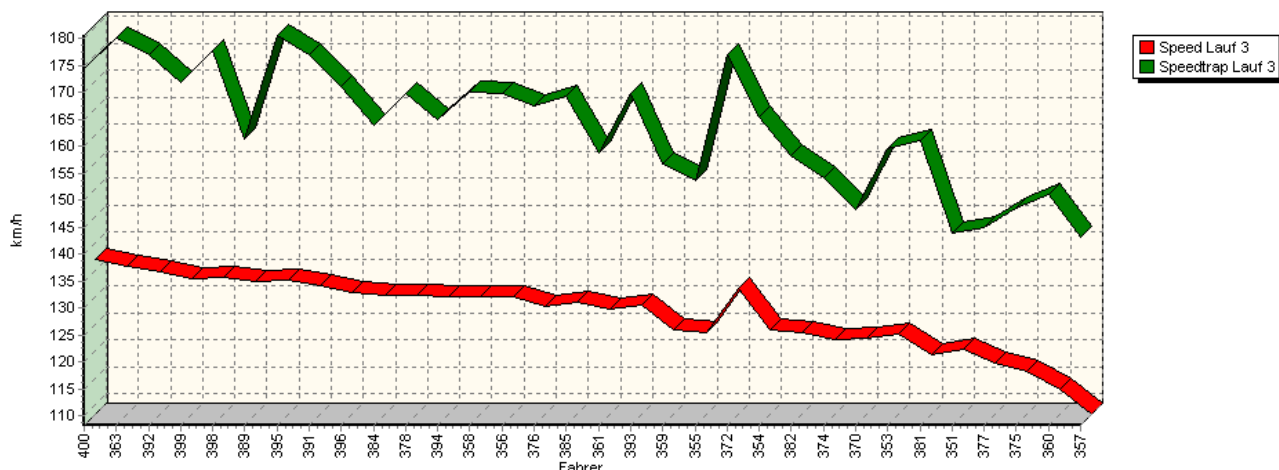


Sektor-Diagramm (Rest) Lauf 2

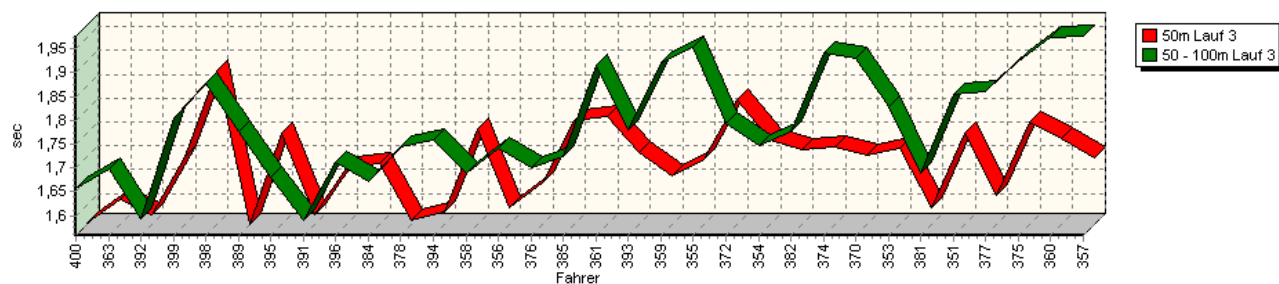


## Sektorzeiten & Speeds - Gruppe H (DMSB) / H (OSK) bis 2000 ccm - Klasse 23

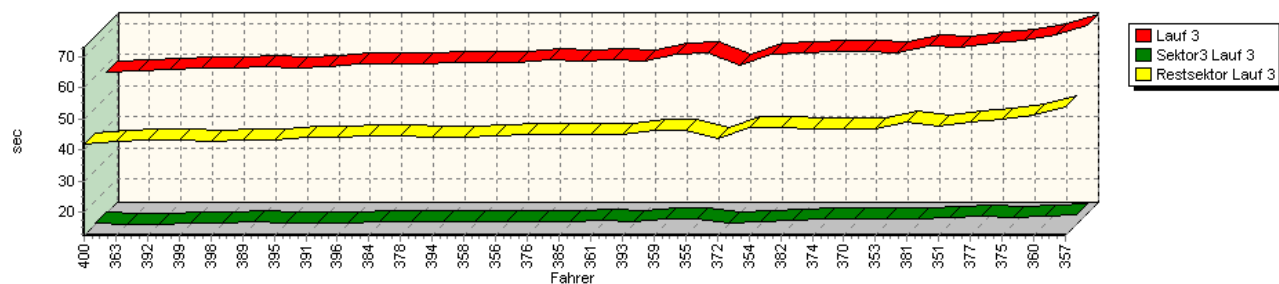
Speed-Diagramm Lauf 3



Sektor-Diagramm (Start) Lauf 3

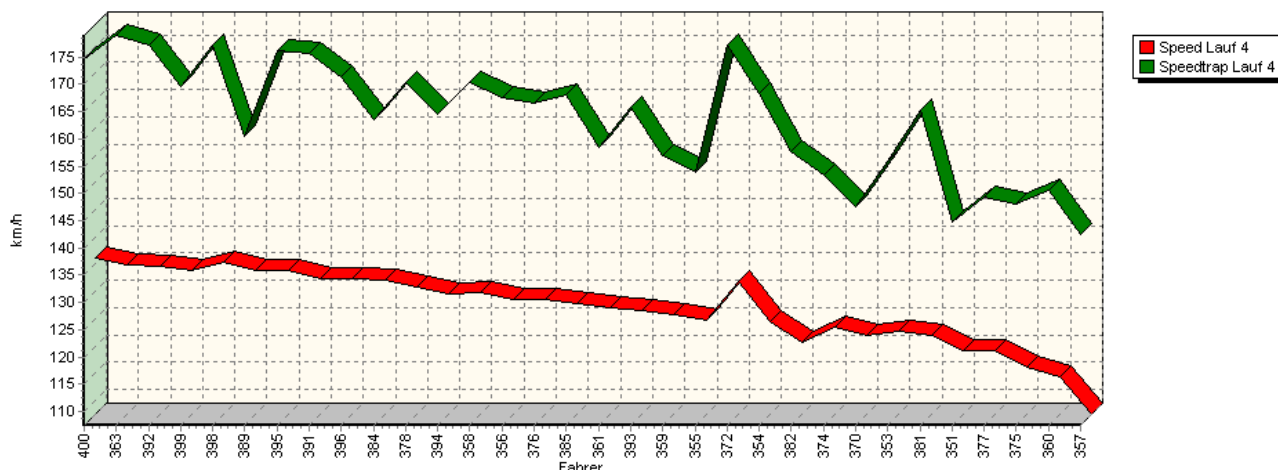


Sektor-Diagramm (Rest) Lauf 3

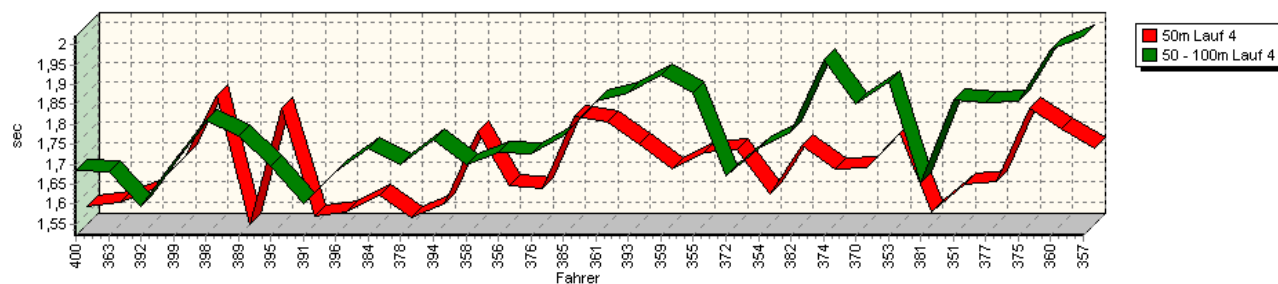


## Sektorzeiten & Speeds - Gruppe H (DMSB) / H (OSK) bis 2000 ccm - Klasse 23

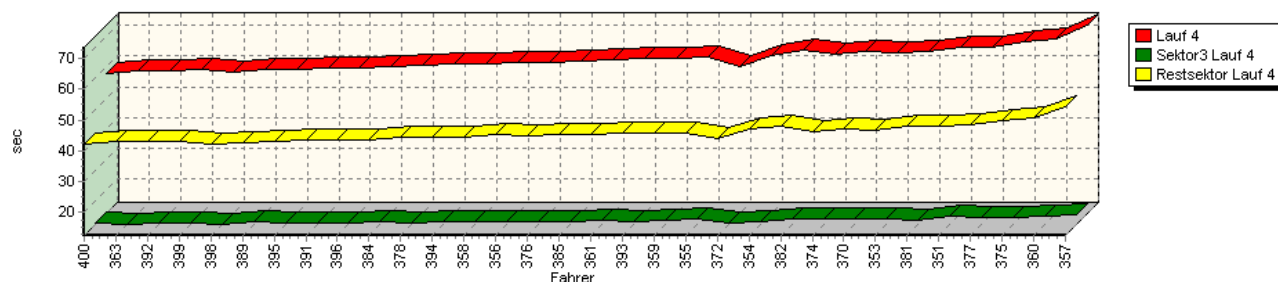
Speed-Diagramm Lauf 4



Sektor-Diagramm (Start) Lauf 4



Sektor-Diagramm (Rest) Lauf 4



Rg.	Nr.	Sektor 1 (15m)	Sektor 2 (15-50m)	Sektor 3	Speed Trap	Sektor 4	Laufzeit	Speed (Lauf)	
1	400	<b>HOVEMANN Holger</b>		Opel Risse Kadett 16V					
		Lauf 1:	00:01.607	00:01.720	00:12.615	174,68 km/h	00:43.050	00:58.992	134,25 km/h
		Lauf 2:	00:01.593	00:01.631	00:12.567	175,49 km/h	00:42.453	00:58.244	135,98 km/h
		Lauf 3:	00:01.562	00:01.656	00:12.623	174,40 km/h	00:42.026	00:57.867	136,86 km/h
		Lauf 4:	00:01.567	00:01.683	00:12.666	174,60 km/h	00:42.212	00:58.128	136,25 km/h

## Sektorzeiten & Speeds - Gruppe H (DMSB) / H (OSK) bis 2000 ccm - Klasse 23

Rg.	Nr.		Sektor 1 (15m)	Sektor 2 (15-50m)	Sektor 3	Speed Trap	Sektor 4	Laufzeit	Speed (Lauf)
2	363	<b>KROLL Ralf</b>		VW Lehmann Golf 16V					
		Lauf 1:	00:01.712	00:01.737	00:12.485	175,01 km/h	00:44.693	01:00.627	130,64 km/h
		Lauf 2:	00:01.651	00:01.699	00:12.392	176,26 km/h	00:43.414	00:59.156	133,88 km/h
		Lauf 3:	00:01.611	00:01.698	00:12.354	179,91 km/h	00:42.760	00:58.423	135,56 km/h
		Lauf 4:	00:01.576	00:01.680	00:12.398	178,96 km/h	00:43.082	00:58.736	134,84 km/h
3	392	<b>SCHMITT Sebastian</b>		Opel Kadett C 16V					
		Lauf 1:	00:01.564	00:01.585	00:12.604	175,63 km/h	00:44.145	00:59.898	132,23 km/h
		Lauf 2:	00:01.566	00:01.598	00:12.611	177,06 km/h	00:43.689	00:59.464	133,19 km/h
		Lauf 3:	00:01.577	00:01.592	00:12.481	177,03 km/h	00:43.190	00:58.840	134,60 km/h
		Lauf 4:	00:01.607	00:01.593	00:12.643	177,31 km/h	00:42.976	00:58.819	134,65 km/h
4	399	<b>WIEBE Björn</b>		Renault Clio Williams 16V BWR					
		Lauf 1:	00:01.759	00:01.758	00:12.869	168,59 km/h	00:43.758	01:00.144	131,68 km/h
		Lauf 2:	00:01.675	00:01.698	00:12.698	168,71 km/h	00:43.239	00:59.310	133,54 km/h
		Lauf 3:	00:01.700	00:01.806	00:12.737	171,86 km/h	00:43.172	00:59.415	133,30 km/h
		Lauf 4:	00:01.693	00:01.709	00:12.747	169,54 km/h	00:43.058	00:59.207	133,77 km/h
5	398	<b>MINICHBERGER Mario</b>		VW Minichberger Scirocco					
		Lauf 1:	00:01.929	00:01.833	00:12.857	176,81 km/h	00:44.778	01:01.397	129,00 km/h
		Lauf 2:	00:01.857	00:01.816	00:12.608	178,00 km/h	00:42.984	00:59.265	133,64 km/h
		Lauf 3:	00:01.882	00:01.879	00:12.626	177,83 km/h	00:42.840	00:59.227	133,72 km/h
		Lauf 4:	00:01.845	00:01.810	00:12.592	177,21 km/h	00:42.297	00:58.544	135,28 km/h
6	389	<b>WIMMER Norbert</b>		BMW 2002 8V					
		Lauf 1:	00:01.555	00:01.771	00:13.335	159,95 km/h	00:43.625	01:00.286	131,37 km/h
		Lauf 2:	00:01.535	00:01.754	00:13.435	160,09 km/h	00:43.276	01:00.000	132,00 km/h
		Lauf 3:	00:01.558	00:01.775	00:13.260	161,20 km/h	00:43.068	00:59.661	132,75 km/h
		Lauf 4:	00:01.521	00:01.773	00:13.271	160,51 km/h	00:42.578	00:59.143	133,91 km/h
7	395	<b>ROTTENBERGER Dieter</b>		BMW 318i E36					
		Lauf 1:	00:01.781	00:01.656	00:12.953	180,22 km/h	00:44.622	01:01.012	129,81 km/h
		Lauf 2:	00:01.688	00:01.642	00:12.812	180,53 km/h	00:43.533	00:59.675	132,72 km/h
		Lauf 3:	00:01.751	00:01.680	00:12.669	180,54 km/h	00:43.411	00:59.511	133,08 km/h
		Lauf 4:	00:01.812	00:01.694	00:12.735	176,15 km/h	00:42.982	00:59.223	133,73 km/h
8	391	<b>PREISSER Dirk</b>		Opel Kadett Frank 16V					
		Lauf 1:	00:01.567	00:01.595	00:13.189	176,03 km/h	00:45.685	01:02.036	127,67 km/h
		Lauf 2:	00:01.560	00:01.615	00:12.901	177,70 km/h	00:43.952	01:00.028	131,94 km/h
		Lauf 3:	00:01.578	00:01.591	00:12.786	176,99 km/h	00:43.965	00:59.920	132,18 km/h
		Lauf 4:	00:01.542	00:01.601	00:12.981	175,64 km/h	00:43.686	00:59.810	132,42 km/h
9	396	<b>GÖSER Günter</b>		Opel Kadett C Coupé 16V					
		Lauf 1:	00:01.700	00:01.755	00:13.135	170,06 km/h	00:45.014	01:01.604	128,56 km/h
		Lauf 2:	00:01.669	00:01.702	00:12.941	170,17 km/h	00:43.948	01:00.260	131,43 km/h
		Lauf 3:	00:01.678	00:01.711	00:12.885	171,17 km/h	00:44.263	01:00.537	130,83 km/h
		Lauf 4:	00:01.554	00:01.680	00:12.926	171,46 km/h	00:43.704	00:59.864	132,30 km/h
10	384	<b>DANDL Michael</b>		BMW E30 320is					
		Lauf 1:	00:01.664	00:01.677	00:13.362	163,63 km/h	00:45.223	01:01.926	127,89 km/h
		Lauf 2:	00:01.620	00:01.670	00:13.233	165,15 km/h	00:44.038	01:00.561	130,78 km/h
		Lauf 3:	00:01.685	00:01.672	00:13.119	163,90 km/h	00:44.364	01:00.840	130,18 km/h
		Lauf 4:	00:01.593	00:01.741	00:13.175	163,44 km/h	00:43.443	00:59.952	132,10 km/h



## Sektorzeiten & Speeds - Gruppe H (DMSB) / H (OSK) bis 2000 ccm - Klasse 23

Rg.	Nr.		Sektor 1 (15m)	Sektor 2 (15-50m)	Sektor 3	Speed Trap	Sektor 4	Laufzeit	Speed (Lauf)
11	378	<b>FAATH Sascha</b>		Opel Kadett C Coupé					
		Lauf 1:	00:01.560	00:01.730	00:13.247	168,35 km/h	00:45.329	01:01.866	128,02 km/h
		Lauf 2:	00:01.557	00:01.712	00:12.964	170,29 km/h	00:44.516	01:00.749	130,37 km/h
		Lauf 3:	00:01.568	00:01.745	00:13.070	169,65 km/h	00:44.380	01:00.763	130,34 km/h
		Lauf 4:	00:01.538	00:01.697	00:13.001	170,34 km/h	00:44.283	01:00.519	130,87 km/h
12	394	<b>EHRLE Bernd</b>		Opel Kadett C					
		Lauf 1:	00:01.608	00:01.764	00:13.382	164,82 km/h	00:45.519	01:02.273	127,18 km/h
		Lauf 2:	00:01.608	00:01.761	00:13.289	164,88 km/h	00:44.779	01:01.437	128,91 km/h
		Lauf 3:	00:01.583	00:01.758	00:13.309	164,93 km/h	00:44.274	01:00.924	130,00 km/h
		Lauf 4:	00:01.574	00:01.760	00:13.384	164,40 km/h	00:44.405	01:01.123	129,57 km/h
13	358	<b>OCHSNER Jürg</b>		Opel Kadett C					
		Lauf 1:	00:01.761	00:01.695	00:13.274	169,18 km/h	00:45.772	01:02.502	126,72 km/h
		Lauf 2:	00:01.738	00:01.681	00:13.365	169,67 km/h	00:45.078	01:01.862	128,03 km/h
		Lauf 3:	00:01.759	00:01.689	00:13.148	170,15 km/h	00:44.277	01:00.873	130,11 km/h
		Lauf 4:	00:01.753	00:01.698	00:13.087	170,32 km/h	00:44.499	01:01.037	129,76 km/h
14	356	<b>MARTY Roman</b>		Opel Kadett C					
		Lauf 1:	00:01.680	00:01.714	00:13.328	167,90 km/h	00:46.310	01:03.032	125,65 km/h
		Lauf 2:	00:01.602	00:01.687	00:13.201	170,00 km/h	00:44.460	01:00.950	129,94 km/h
		Lauf 3:	00:01.593	00:01.742	00:13.039	169,88 km/h	00:44.572	01:00.946	129,95 km/h
		Lauf 4:	00:01.620	00:01.729	00:13.144	167,68 km/h	00:45.068	01:01.561	128,65 km/h
15	376	<b>WEISS Werner</b>		Ford Escort RS 1800 BDA					
		Lauf 1:	00:01.618	00:01.711	00:13.537	166,68 km/h	00:45.303	01:02.169	127,40 km/h
		Lauf 2:	00:01.819	00:01.768	00:13.305	167,93 km/h	00:44.860	01:01.752	128,26 km/h
		Lauf 3:	00:01.644	00:01.702	00:13.362	167,38 km/h	00:45.101	01:01.809	128,13 km/h
		Lauf 4:	00:01.610	00:01.728	00:13.404	166,65 km/h	00:44.819	01:01.561	128,65 km/h
16	385	<b>SCHÖNBORN Rainer</b>		VW Golf 1 16V					
		Lauf 1:	00:01.795	00:01.752	00:13.244	163,24 km/h	00:46.924	01:03.715	124,30 km/h
		Lauf 2:	00:01.742	00:01.727	00:13.043	165,63 km/h	00:45.101	01:01.613	128,54 km/h
		Lauf 3:	00:01.775	00:01.724	00:13.033	169,28 km/h	00:44.882	01:01.414	128,96 km/h
		Lauf 4:	00:01.793	00:01.771	00:13.122	168,10 km/h	00:45.280	01:01.966	127,81 km/h
17	361	<b>BANZ Urs</b>		Opel Ascona B 8V					
		Lauf 1:	00:01.782	00:01.818	00:13.798	157,86 km/h	00:45.910	01:03.308	125,10 km/h
		Lauf 2:	00:01.790	00:01.973	00:13.752	158,35 km/h	00:45.569	01:03.084	125,55 km/h
		Lauf 3:	00:01.784	00:01.915	00:13.528	158,73 km/h	00:44.818	01:02.045	127,65 km/h
		Lauf 4:	00:01.780	00:01.859	00:13.606	158,45 km/h	00:45.078	01:02.323	127,08 km/h
18	393	<b>FLIK Thomas</b>		Renault Clio 16 S Williams					
		Lauf 1:	00:01.754	00:01.805	00:13.340	167,33 km/h	00:47.160	01:04.059	123,64 km/h
		Lauf 2:	00:01.723	00:01.787	00:13.188	169,06 km/h	00:45.720	01:02.418	126,89 km/h
		Lauf 3:	00:01.708	00:01.779	00:13.193	169,71 km/h	00:45.007	01:01.687	128,39 km/h
		Lauf 4:	00:01.724	00:01.880	00:13.444	165,82 km/h	00:45.609	01:02.657	126,40 km/h
19	359	<b>SCHILL Daniel</b>		Opel Kadett C					
		Lauf 1:	00:01.698	00:01.923	00:14.458	154,52 km/h	00:47.409	01:05.488	120,94 km/h
		Lauf 2:	00:01.635	00:01.881	00:13.929	156,99 km/h	00:45.635	01:03.080	125,56 km/h
		Lauf 3:	00:01.660	00:01.921	00:13.937	156,75 km/h	00:46.378	01:03.896	123,95 km/h
		Lauf 4:	00:01.660	00:01.926	00:13.810	156,94 km/h	00:45.573	01:02.969	125,78 km/h

## Sektorzeiten & Speeds - Gruppe H (DMSB) / H (OSK) bis 2000 ccm - Klasse 23

Rg.	Nr.		Sektor 1 (15m)	Sektor 2 (15-50m)	Sektor 3	Speed Trap	Sektor 4	Laufzeit	Speed (Lauf)
20	355	<b>KÖBELE Manfred</b>		Opel Kadett C Coupé					
		Lauf 1:	00:01.722	00:01.848	00:14.305	151,38 km/h	00:46.958	01:04.833	122,16 km/h
		Lauf 2:	00:01.632	00:01.858	00:14.052	154,20 km/h	00:45.751	01:03.293	125,13 km/h
		Lauf 3:	00:01.694	00:01.954	00:14.347	153,57 km/h	00:46.166	01:04.161	123,44 km/h
		Lauf 4:	00:01.702	00:01.881	00:14.148	153,88 km/h	00:45.750	01:03.481	124,76 km/h
21	372	<b>GÖBEL Henning</b>		Opel Risse Kadett 16V					
		Lauf 1:	00:01.810	00:01.741	00:13.819	164,76 km/h	00:44.155	01:01.525	128,73 km/h
		Lauf 2:	00:01.708	00:01.767	00:14.065	139,40 km/h	00:58.528	01:16.068	104,12 km/h
		Lauf 3:	00:01.820	00:01.793	00:12.707	177,02 km/h	00:43.851	01:00.171	131,63 km/h
		Lauf 4:	00:01.710	00:01.670	00:12.658	177,06 km/h	00:44.090	01:00.128	131,72 km/h
22	354	<b>EHRBAR Rolf</b>		Opel Kadett C					
		Lauf 1:	00:01.808	00:01.788	00:13.542	154,55 km/h	00:49.512	01:06.650	118,83 km/h
		Lauf 2:	00:01.679	00:01.743	00:13.403	158,94 km/h	00:47.593	01:04.418	122,95 km/h
		Lauf 3:	00:01.735	00:01.748	00:13.162	165,32 km/h	00:47.241	01:03.886	123,97 km/h
		Lauf 4:	00:01.599	00:01.741	00:13.270	168,19 km/h	00:47.020	01:03.630	124,47 km/h
23	382	<b>PETER Guido</b>		VW Golf 8V					
		Lauf 1:	00:01.756	00:01.786	00:13.903	158,48 km/h	00:47.782	01:05.227	121,42 km/h
		Lauf 2:	00:01.750	00:01.781	00:13.722	160,75 km/h	00:46.528	01:03.781	124,17 km/h
		Lauf 3:	00:01.715	00:01.776	00:13.705	158,31 km/h	00:47.055	01:04.251	123,27 km/h
		Lauf 4:	00:01.721	00:01.782	00:14.119	157,61 km/h	00:48.021	01:05.643	120,65 km/h
24	374	<b>HATEZIC Johann</b>		Opel Ascona B					
		Lauf 1:	00:01.816	00:02.028	00:14.468	152,79 km/h	00:47.629	01:05.941	120,11 km/h
		Lauf 2:	00:01.745	00:01.982	00:14.313	153,57 km/h	00:46.880	01:04.920	122,00 km/h
		Lauf 3:	00:01.721	00:01.942	00:14.308	154,02 km/h	00:46.855	01:04.826	122,17 km/h
		Lauf 4:	00:01.660	00:01.964	00:14.343	153,33 km/h	00:46.151	01:04.118	123,52 km/h
25	370	<b>EHRET Christian</b>		Opel Ascona B					
		Lauf 1:	00:01.774	00:01.871	00:14.546	146,31 km/h	00:48.168	01:06.359	119,35 km/h
		Lauf 2:	00:01.741	00:01.859	00:14.363	147,83 km/h	00:47.255	01:05.218	121,44 km/h
		Lauf 3:	00:01.704	00:01.931	00:14.323	148,26 km/h	00:46.794	01:04.752	122,31 km/h
		Lauf 4:	00:01.662	00:01.853	00:14.402	147,59 km/h	00:47.082	01:04.999	121,85 km/h
26	353	<b>WENZEL Uwe</b>		Opel Kadett C Coupé					
		Lauf 1:	00:01.774	00:01.842	00:14.319	155,48 km/h	00:49.880	01:07.815	116,79 km/h
		Lauf 2:	00:01.824	00:02.023	00:13.988	159,17 km/h	00:47.240	01:05.075	121,71 km/h
		Lauf 3:	00:01.719	00:01.828	00:13.929	159,48 km/h	00:46.875	01:04.351	123,08 km/h
		Lauf 4:	00:01.750	00:01.906	00:14.229	155,96 km/h	00:46.662	01:04.547	122,70 km/h
27	381	<b>WILFER Werner</b>		Ford Escort MK I 16V					
		Lauf 1:	00:01.596	00:01.657	00:13.889	159,11 km/h	00:50.937	01:08.079	116,34 km/h
		Lauf 2:	00:01.624	00:01.648	00:13.638	163,44 km/h	00:50.425	01:07.335	117,62 km/h
		Lauf 3:	00:01.594	00:01.689	00:14.062	160,98 km/h	00:49.022	01:06.367	119,34 km/h
		Lauf 4:	00:01.552	00:01.653	00:13.738	165,40 km/h	00:48.032	01:04.975	121,89 km/h
28	351	<b>SEITZ Hans-Dieter</b>		Ford Escort MK II					
		Lauf 1:	00:02.028	00:02.052	00:14.999	142,14 km/h	00:49.642	01:08.721	115,25 km/h
		Lauf 2:	00:01.775	00:01.879	00:14.663	145,01 km/h	00:47.989	01:06.306	119,45 km/h
		Lauf 3:	00:01.749	00:01.856	00:14.712	143,90 km/h	00:47.544	01:05.861	120,25 km/h
		Lauf 4:	00:01.621	00:01.861	00:14.973	144,65 km/h	00:48.039	01:06.494	119,11 km/h

## Sektorzeiten & Speeds - Gruppe H (DMSB) / H (OSK) bis 2000 ccm - Klasse 23

Rg.	Nr.		Sektor 1 (15m)	Sektor 2 (15-50m)	Sektor 3	Speed Trap	Sektor 4	Laufzeit	Speed (Lauf)
29	377	<b>LANG Bernhard</b>		Ford Escort RS2000 MKII					
		Lauf 1:	00:01.661	00:01.882	00:14.644	149,57 km/h	00:49.302	01:07.489	117,35 km/h
		Lauf 2:	00:01.600	00:01.834	00:14.401	150,40 km/h	00:48.461	01:06.296	119,46 km/h
		Lauf 3:	00:01.619	00:01.861	00:14.841	145,00 km/h	00:48.944	01:07.265	117,74 km/h
		Lauf 4:	00:01.629	00:01.856	00:14.609	149,22 km/h	00:48.361	01:06.455	119,18 km/h
30	375	<b>GÜRTZGEN Friedhelm</b>		BMW 2002 tii					
		Lauf 1:	00:01.849	00:01.915	00:14.795	149,59 km/h	00:50.185	01:08.744	115,21 km/h
		Lauf 2:	00:01.728	00:01.856	00:14.613	149,98 km/h	00:50.278	01:08.475	115,66 km/h
		Lauf 3:	00:01.774	00:01.926	00:14.665	148,50 km/h	00:49.797	01:08.162	116,19 km/h
		Lauf 4:	00:01.812	00:01.858	00:14.696	148,01 km/h	00:49.795	01:08.161	116,20 km/h
31	360	<b>SCHMID Thomas</b>		Opel Kadett C Coupé					
		Lauf 1:	00:01.917	00:02.081	00:15.463	140,80 km/h	00:55.851	01:15.312	105,16 km/h
		Lauf 2:	00:01.810	00:02.014	00:15.177	149,94 km/h	00:52.412	01:11.413	110,90 km/h
		Lauf 3:	00:01.739	00:01.973	00:15.105	151,17 km/h	00:51.423	01:10.240	112,76 km/h
		Lauf 4:	00:01.760	00:01.986	00:14.961	150,70 km/h	00:50.608	01:09.315	114,26 km/h
32	357	<b>NEU Kai</b>		Ford Escort RS 2000 DTC					
		Lauf 1:	00:01.751	00:02.031	00:16.018	140,65 km/h	00:58.428	01:18.228	101,24 km/h
		Lauf 2:	00:01.790	00:02.154	00:16.089	141,44 km/h	00:54.200	01:14.233	106,69 km/h
		Lauf 3:	00:01.698	00:01.977	00:15.576	143,20 km/h	00:53.915	01:13.166	108,25 km/h
		Lauf 4:	00:01.713	00:02.022	00:15.455	142,49 km/h	00:54.489	01:13.679	107,49 km/h