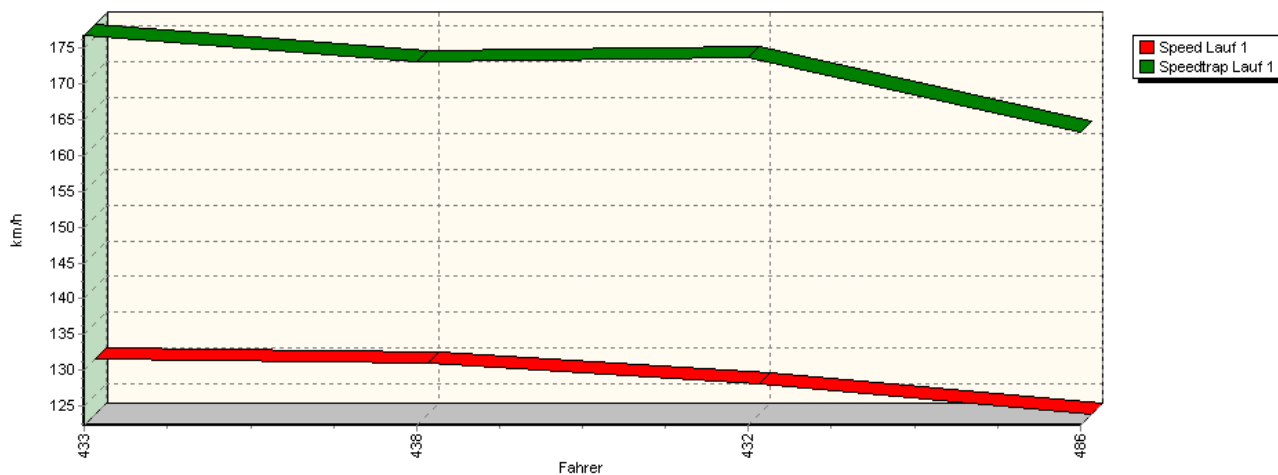
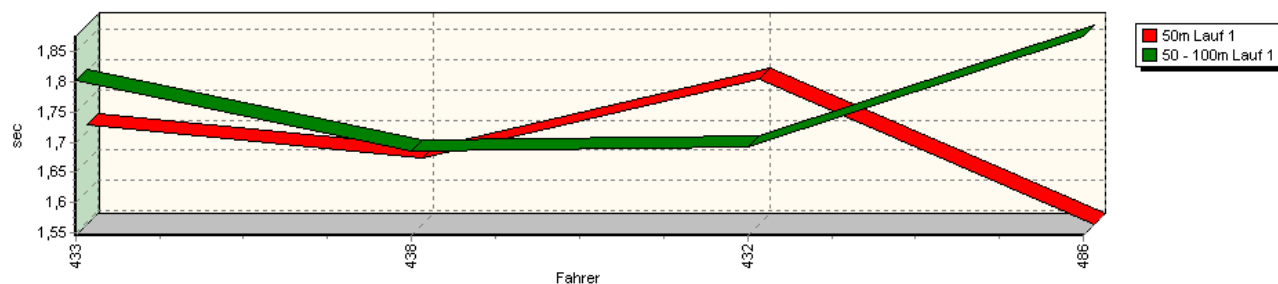


Sektorzeiten & Speeds - Gruppe H (DMSB) / H (OSK) über 2000 ccm - Klasse 24

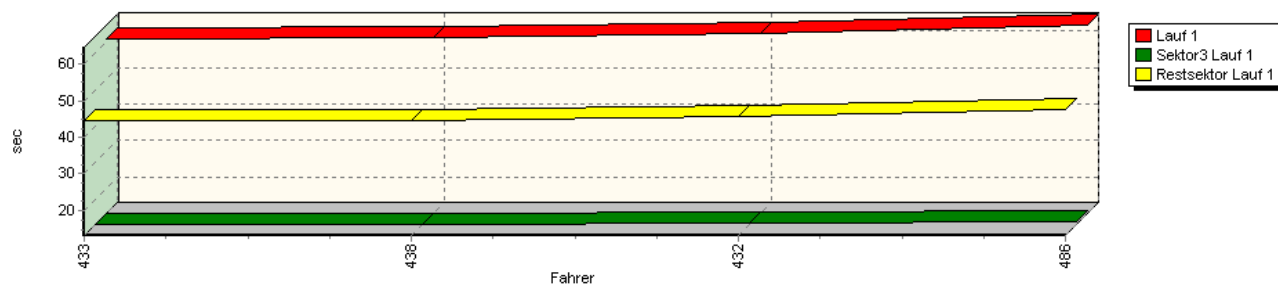
Speed-Diagramm Lauf 1



Sektor-Diagramm (Start) Lauf 1

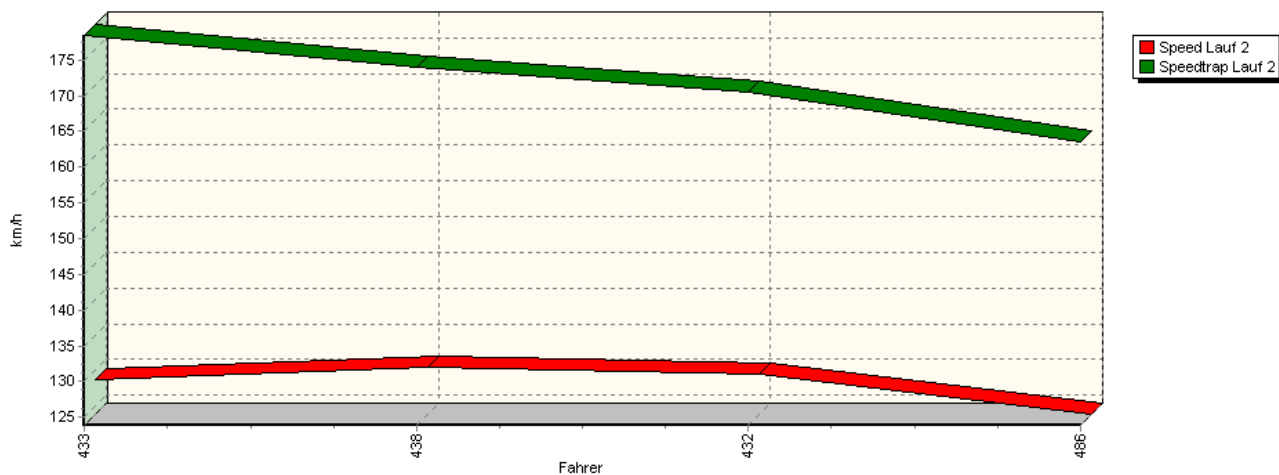


Sektor-Diagramm (Rest) Lauf 1

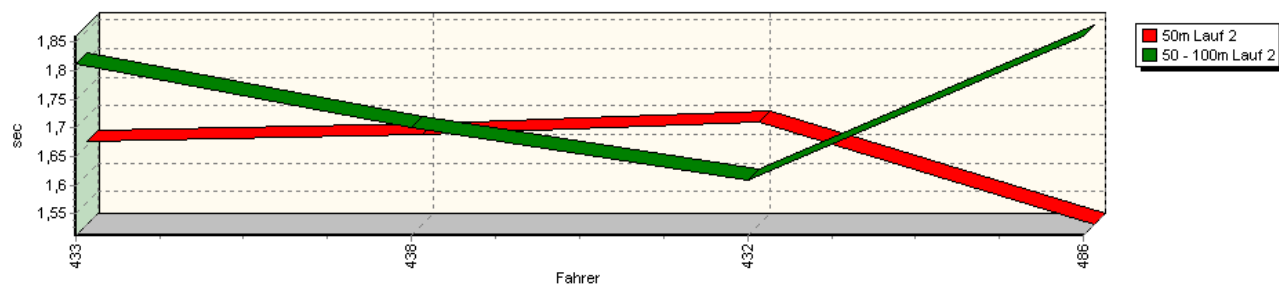


Sektorzeiten & Speeds - Gruppe H (DMSB) / H (OSK) über 2000 ccm - Klasse 24

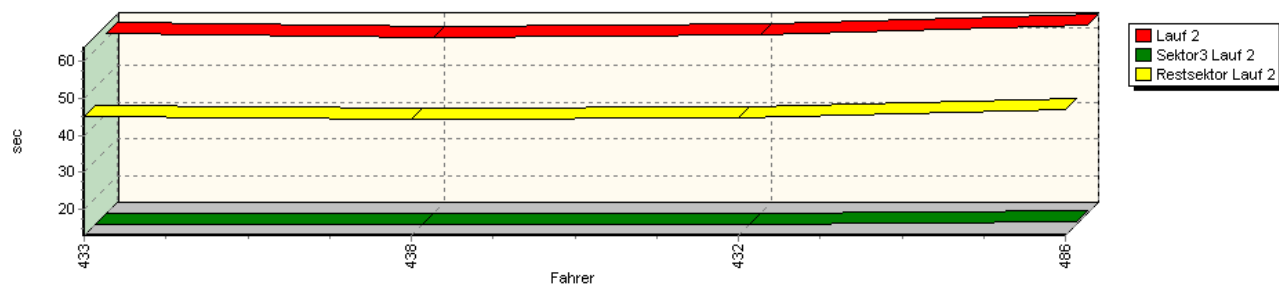
Speed-Diagramm Lauf 2



Sektor-Diagramm (Start) Lauf 2

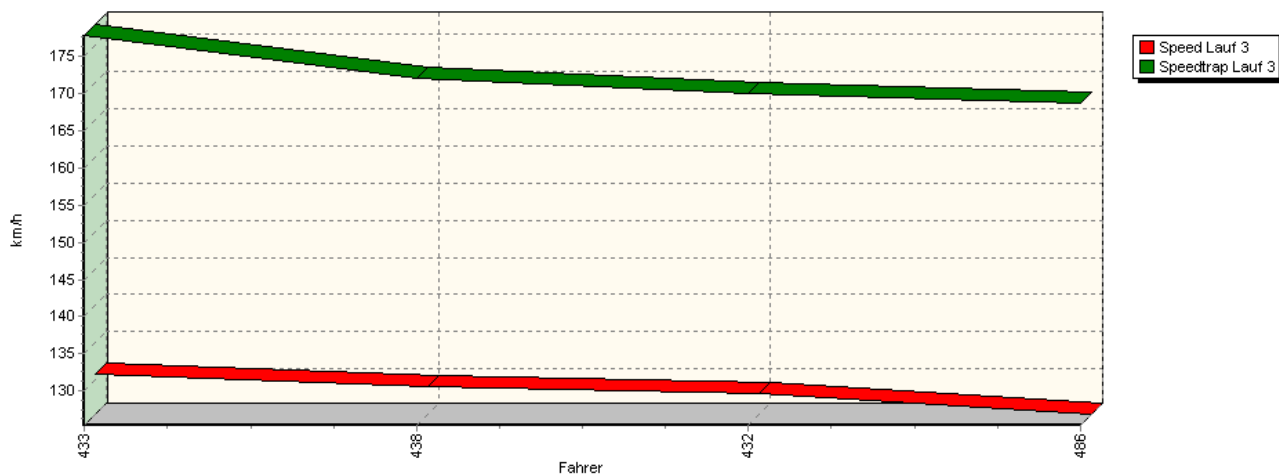


Sektor-Diagramm (Rest) Lauf 2

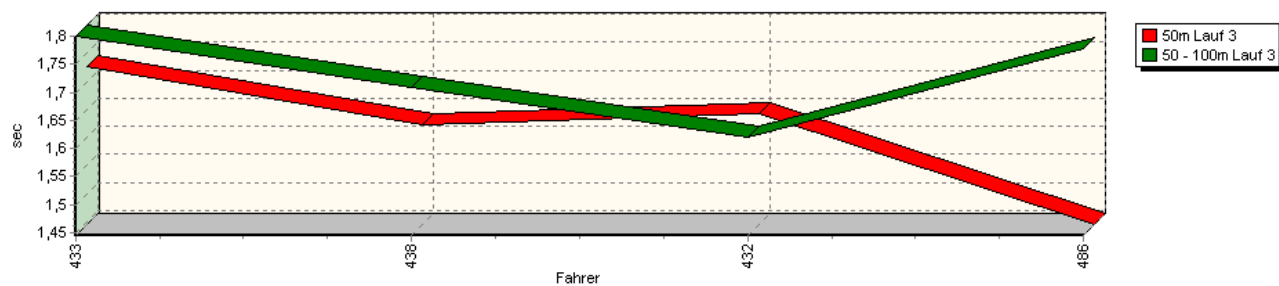


Sektorzeiten & Speeds - Gruppe H (DMSB) / H (OSK) über 2000 ccm - Klasse 24

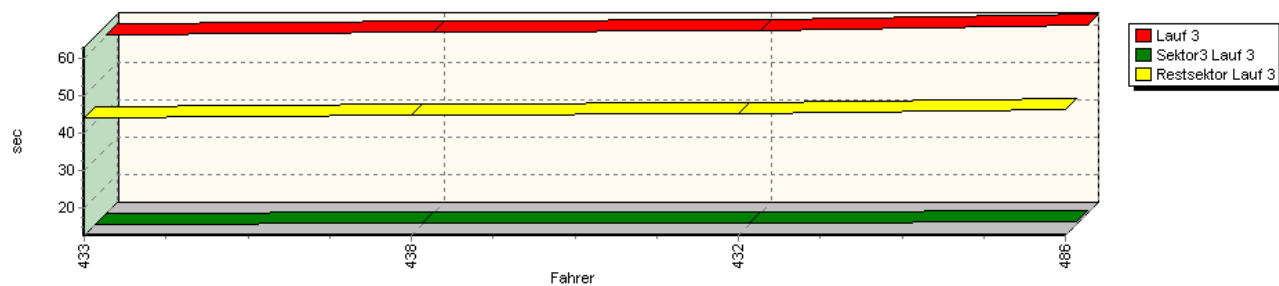
Speed-Diagramm Lauf 3



Sektor-Diagramm (Start) Lauf 3

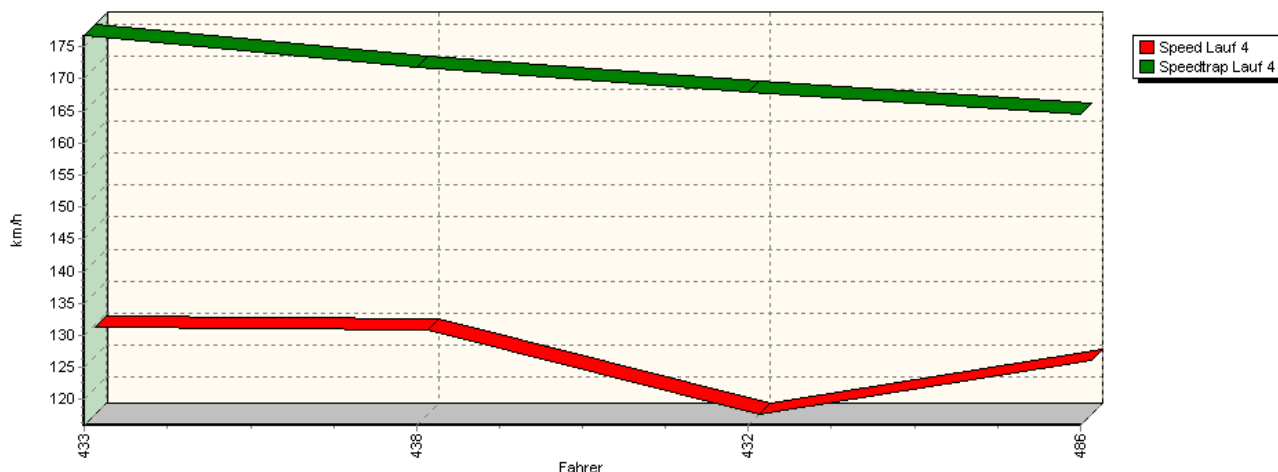


Sektor-Diagramm (Rest) Lauf 3

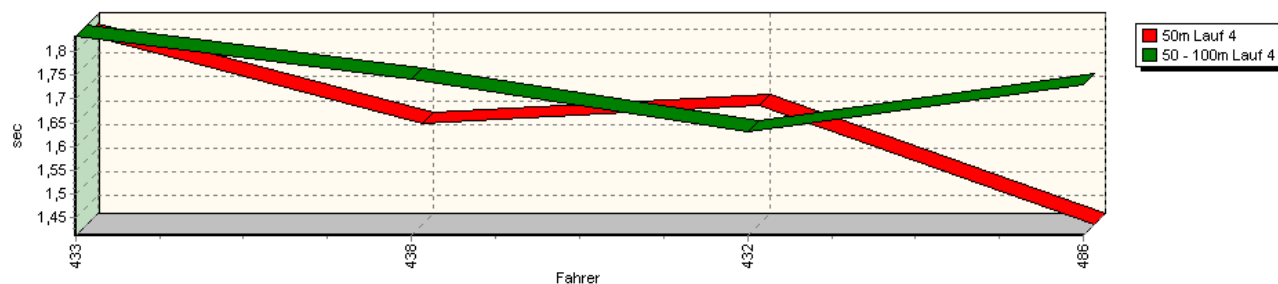


Sektorzeiten & Speeds - Gruppe H (DMSB) / H (OSK) über 2000 ccm - Klasse 24

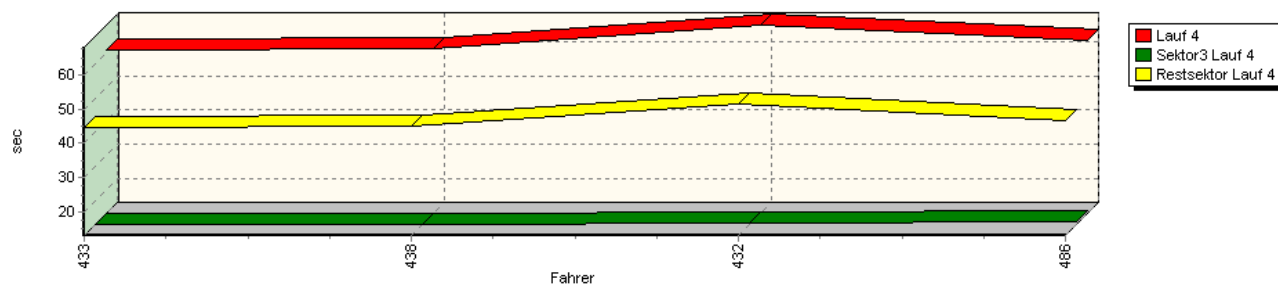
Speed-Diagramm Lauf 4



Sektor-Diagramm (Start) Lauf 4



Sektor-Diagramm (Rest) Lauf 4



Rg.	Nr.	Sektor 1 (15m)	Sektor 2 (15-50m)	Sektor 3	Speed Trap	Sektor 4	Laufzeit	Speed (Lauf)	
1	433	PERMETINGER Bernhard BMW M3 E30							
		Lauf 1:	00:01.711	00:01.801	00:12.961	176,68 km/h	00:44.408	01:00.881	130,09 km/h
		Lauf 2:	00:01.658	00:01.812	00:12.962	178,42 km/h	00:45.117	01:01.549	128,68 km/h
		Lauf 3:	00:01.725	00:01.800	00:12.755	177,76 km/h	00:44.285	01:00.565	130,77 km/h
		Lauf 4:	00:01.813	00:01.833	00:12.887	176,75 km/h	00:44.556	01:01.089	129,65 km/h

Sektorzeiten & Speeds - Gruppe H (DMSB) / H (OSK) über 2000 ccm - Klasse 24

Rg.	Nr.		Sektor 1 (15m)	Sektor 2 (15-50m)	Sektor 3	Speed Trap	Sektor 4	Laufzeit	Speed (Lauf)
2	438	DELLKAMM Armin		BMW M3					
		Lauf 1:	00:01.655	00:01.686	00:13.150	172,94 km/h	00:44.698	01:01.189	129,44 km/h
		Lauf 2:	00:01.668	00:01.700	00:12.883	173,90 km/h	00:44.414	01:00.665	130,55 km/h
		Lauf 3:	00:01.622	00:01.709	00:12.979	171,95 km/h	00:45.051	01:01.361	129,07 km/h
		Lauf 4:	00:01.625	00:01.742	00:13.060	171,87 km/h	00:44.939	01:01.366	129,06 km/h
3	432	BANZ Armin		Opel Kadett C 16V					
		Lauf 1:	00:01.787	00:01.692	00:13.218	173,56 km/h	00:45.854	01:02.551	126,62 km/h
		Lauf 2:	00:01.692	00:01.608	00:13.064	170,43 km/h	00:44.748	01:01.112	129,60 km/h
		Lauf 3:	00:01.642	00:01.621	00:13.184	170,01 km/h	00:45.359	01:01.806	128,14 km/h
		Lauf 4:	00:01.664	00:01.631	00:13.231	168,00 km/h	00:51.758	01:08.284	115,99 km/h
4	486	BRACHT Jürgen		Lancia Delta Integrale					
		Lauf 1:	00:01.546	00:01.875	00:13.808	163,24 km/h	00:47.485	01:04.714	122,38 km/h
		Lauf 2:	00:01.512	00:01.860	00:13.697	163,62 km/h	00:46.853	01:03.922	123,90 km/h
		Lauf 3:	00:01.445	00:01.778	00:13.346	168,64 km/h	00:46.573	01:03.142	125,43 km/h
		Lauf 4:	00:01.412	00:01.731	00:13.613	164,41 km/h	00:46.859	01:03.615	124,50 km/h