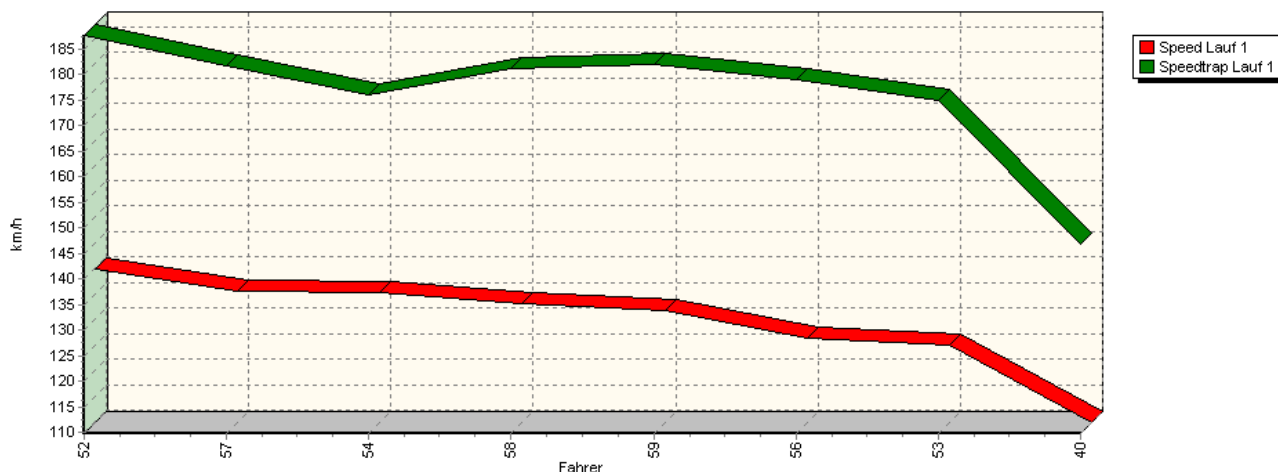
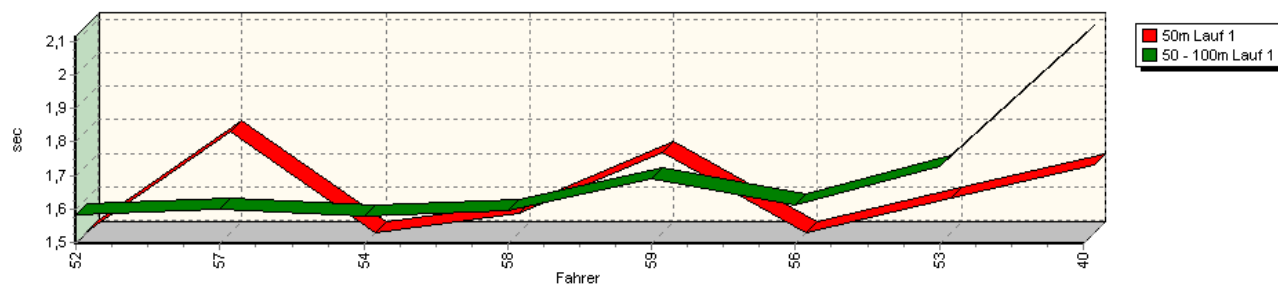


## Sektorzeiten & Speeds - Gruppe E2-SC

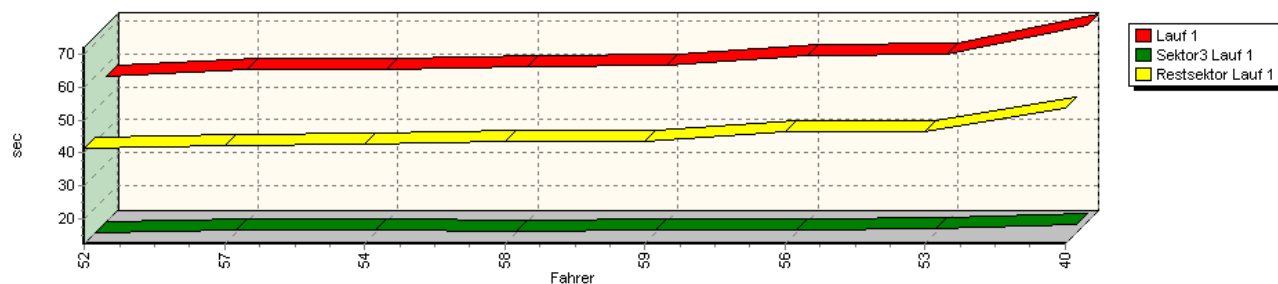
Speed-Diagramm Lauf 1



Sektor-Diagramm (Start) Lauf 1

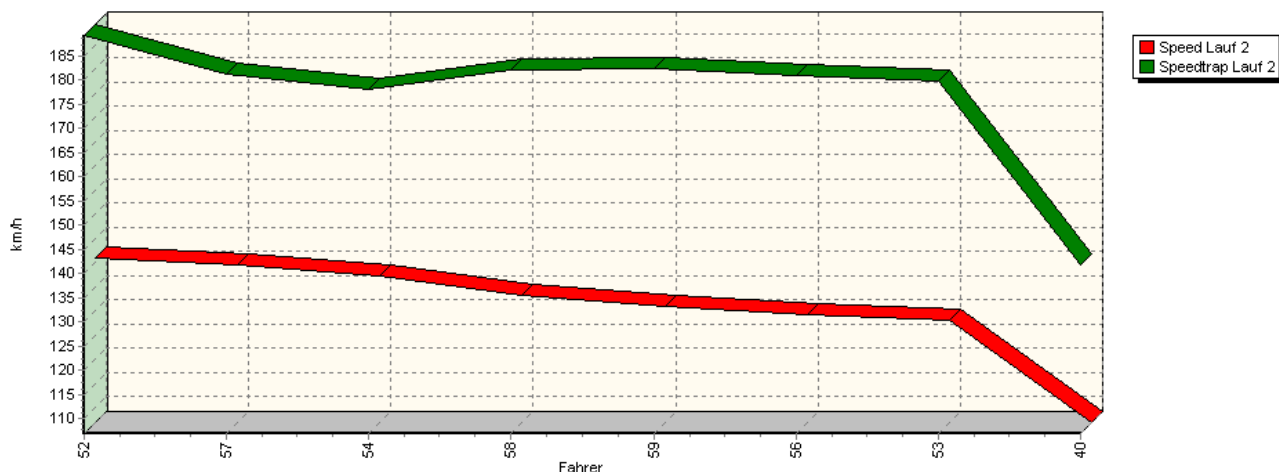


Sektor-Diagramm (Rest) Lauf 1

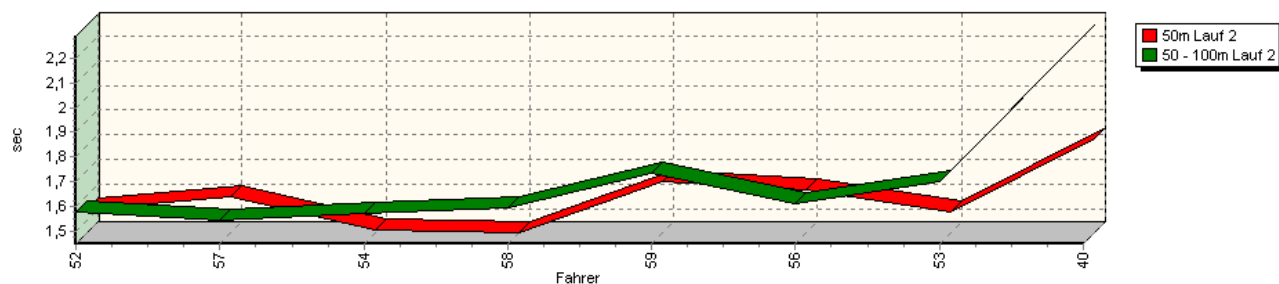


## Sektorzeiten & Speeds - Gruppe E2-SC

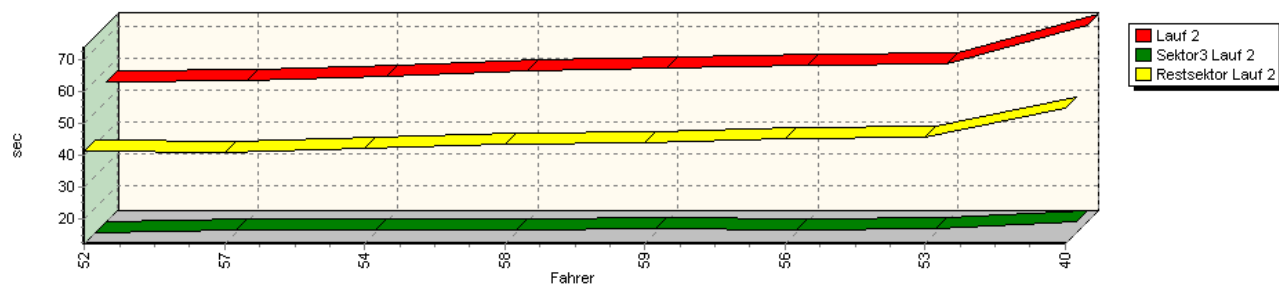
Speed-Diagramm Lauf 2



Sektor-Diagramm (Start) Lauf 2

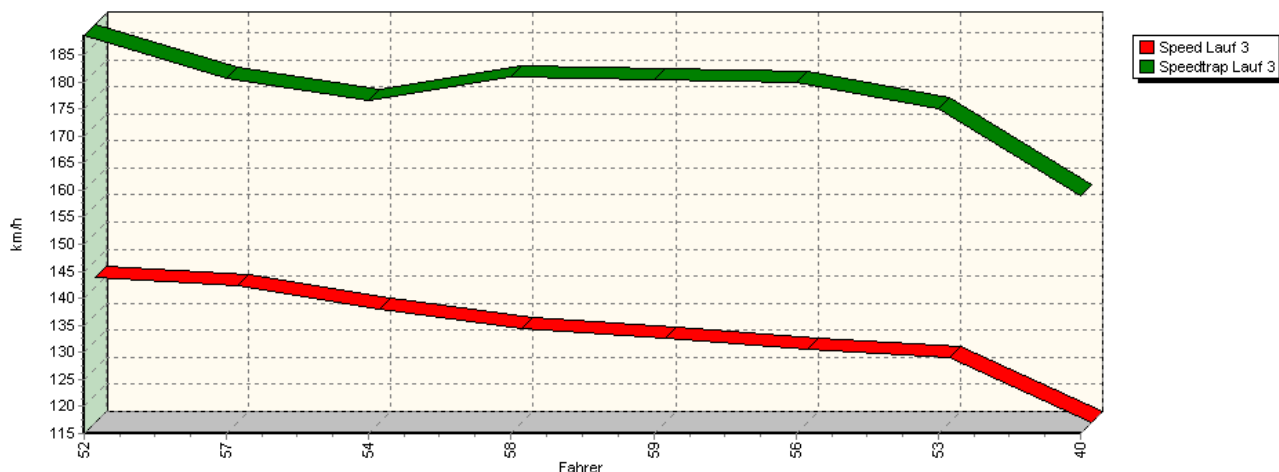


Sektor-Diagramm (Rest) Lauf 2

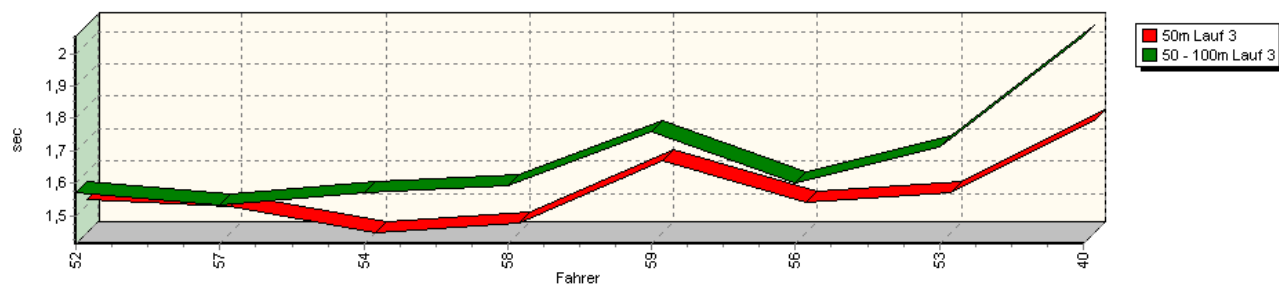


## Sektorzeiten & Speeds - Gruppe E2-SC

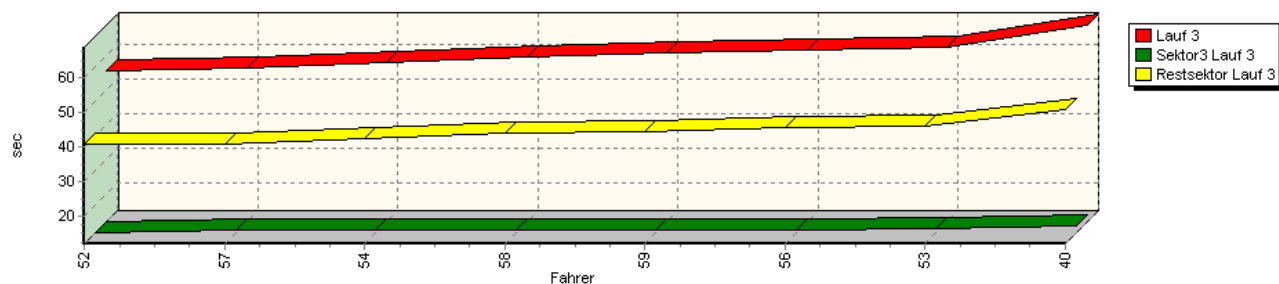
Speed-Diagramm Lauf 3



Sektor-Diagramm (Start) Lauf 3



Sektor-Diagramm (Rest) Lauf 3

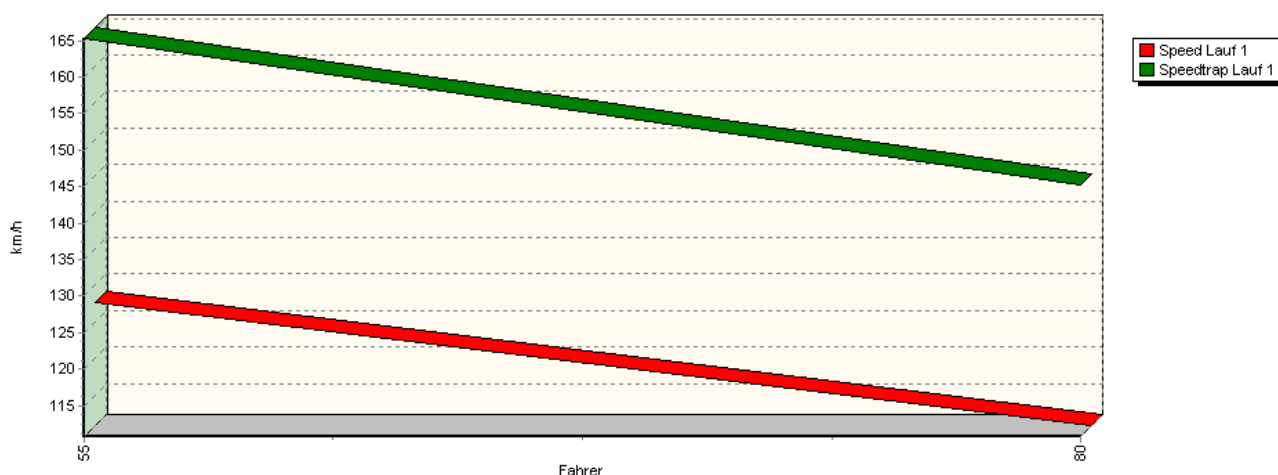


Rg.	Nr.	Sektor 1 (15m)	Sektor 2 (15-50m)	Sektor 3	Speed Trap	Sektor 4	Laufzeit	Speed (Lauf)	
1	52	PERONI Fabrizio		Lucchini Honda					
		Lauf 1:	00:01.501	00:01.582	00:12.310	187,68 km/h	00:41.257	00:56.650	139,81 km/h
		Lauf 2:	00:01.544	00:01.579	00:11.920	189,25 km/h	00:41.128	00:56.171	141,00 km/h
		Lauf 3:	00:01.517	00:01.571	00:12.011	188,60 km/h	00:40.758	00:55.857	141,79 km/h

## Sektorzeiten & Speeds - Gruppe E2-SC

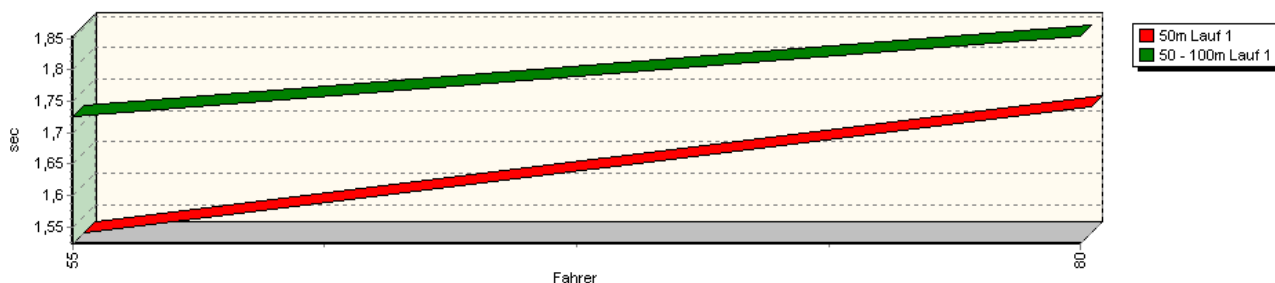
Rg.	Nr.		Sektor 1 (15m)	Sektor 2 (15-50m)	Sektor 3	Speed Trap	Sektor 4	Laufzeit	Speed (Lauf)
2	57	<b>OLBRICH Georg</b>		Osella PA21/P					
		Lauf 1:	00:01.796	00:01.600	00:13.046	181,73 km/h	00:42.033	00:58.475	135,44 km/h
		Lauf 2:	00:01.592	00:01.541	00:12.737	181,28 km/h	00:40.892	00:56.762	139,53 km/h
		Lauf 3:	00:01.493	00:01.534	00:12.632	180,71 km/h	00:40.794	00:56.453	140,30 km/h
3	54	<b>WOLPERT Uwe</b>		UWR WFK					
		Lauf 1:	00:01.496	00:01.577	00:13.025	176,00 km/h	00:42.512	00:58.610	135,13 km/h
		Lauf 2:	00:01.461	00:01.574	00:12.791	178,04 km/h	00:41.953	00:57.779	137,07 km/h
		Lauf 3:	00:01.413	00:01.570	00:12.724	176,56 km/h	00:42.516	00:58.223	136,03 km/h
4	58	<b>GEBHARD Dino</b>		Norma M20 2B					
		Lauf 1:	00:01.553	00:01.594	00:12.712	181,11 km/h	00:43.638	00:59.497	133,11 km/h
		Lauf 2:	00:01.448	00:01.593	00:12.741	182,15 km/h	00:43.655	00:59.437	133,25 km/h
		Lauf 3:	00:01.441	00:01.592	00:12.785	180,82 km/h	00:44.002	00:59.820	132,40 km/h
5	59	<b>BOBINGER Martin</b>		Osella PA21					
		Lauf 1:	00:01.734	00:01.690	00:13.019	181,99 km/h	00:43.681	01:00.124	131,73 km/h
		Lauf 2:	00:01.658	00:01.733	00:13.040	182,33 km/h	00:44.053	01:00.484	130,94 km/h
		Lauf 3:	00:01.637	00:01.761	00:12.989	180,52 km/h	00:44.307	01:00.694	130,49 km/h
6	56	<b>LETMADE Bernd</b>		Norma 1120					
		Lauf 1:	00:01.496	00:01.613	00:13.036	178,94 km/h	00:46.570	01:02.715	126,29 km/h
		Lauf 2:	00:01.620	00:01.611	00:12.750	180,83 km/h	00:45.320	01:01.301	129,20 km/h
		Lauf 3:	00:01.506	00:01.599	00:12.704	179,84 km/h	00:45.761	01:01.570	128,63 km/h
7	53	<b>AMANN Peter</b>		PRC Honda					
		Lauf 1:	00:01.599	00:01.728	00:13.598	174,92 km/h	00:46.467	01:03.392	124,94 km/h
		Lauf 2:	00:01.535	00:01.698	00:13.041	179,74 km/h	00:45.614	01:01.888	127,97 km/h
		Lauf 3:	00:01.537	00:01.713	00:13.143	175,07 km/h	00:45.964	01:02.357	127,01 km/h
8	40	<b>SIEBERT Gerhard</b>		Osella PA 18					
		Lauf 1:	00:01.699	00:02.116	00:14.636	146,70 km/h	00:53.702	01:12.153	109,77 km/h
		Lauf 2:	00:01.832	00:02.290	00:15.315	141,65 km/h	00:54.657	01:14.094	106,89 km/h
		Lauf 3:	00:01.759	00:02.054	00:14.092	159,03 km/h	00:50.981	01:08.886	114,97 km/h

Speed-Diagramm Lauf 1

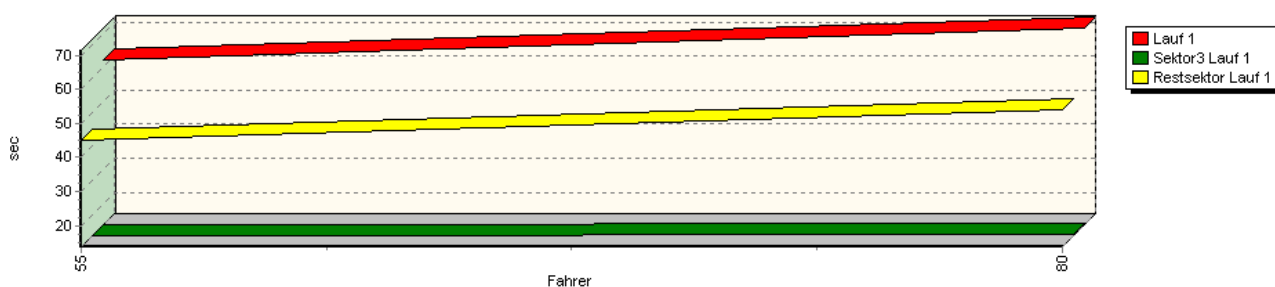


## Sektorzeiten & Speeds - Gruppe E2-SC

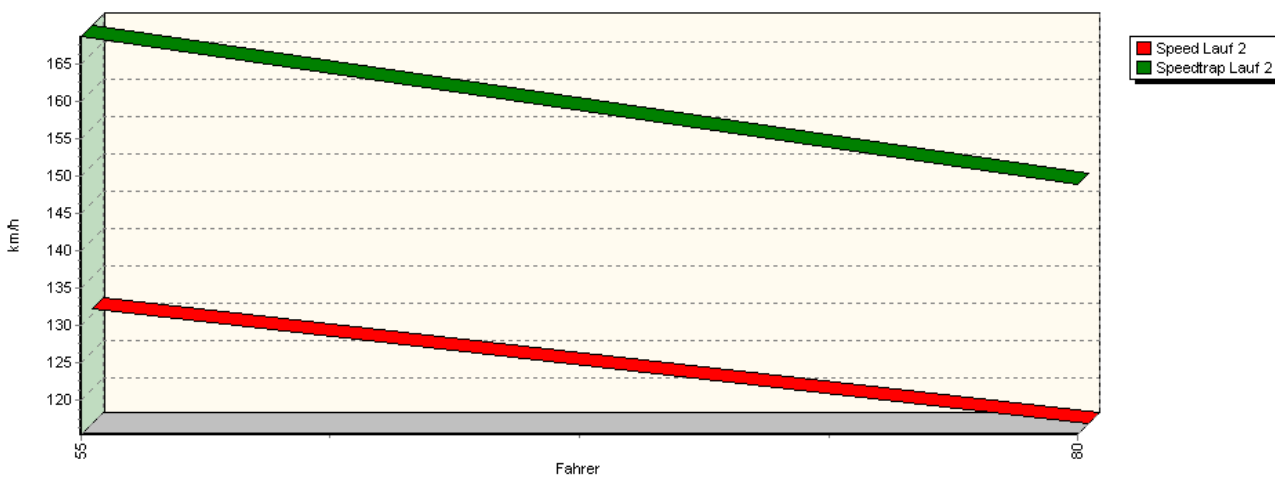
**Sektor-Diagramm (Start) Lauf 1**



**Sektor-Diagramm (Rest) Lauf 1**

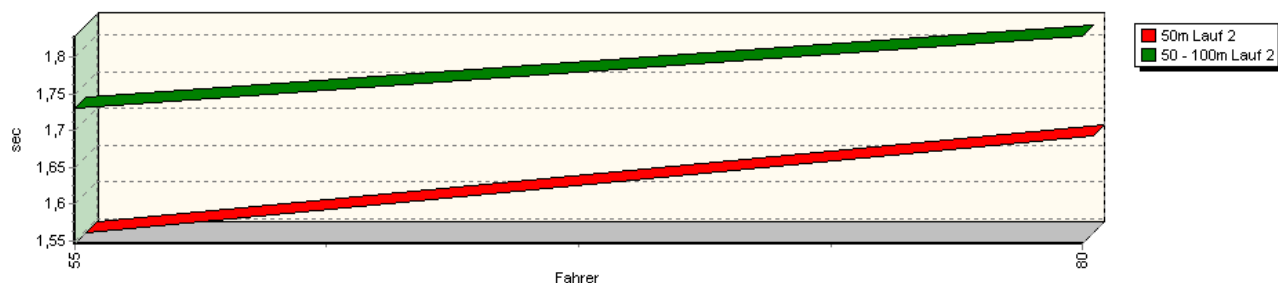


**Speed-Diagramm Lauf 2**

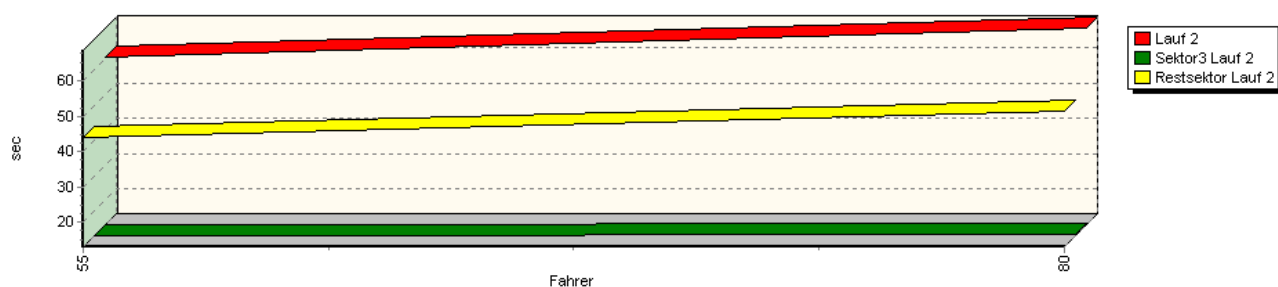


## Sektorzeiten & Speeds - Gruppe E2-SC

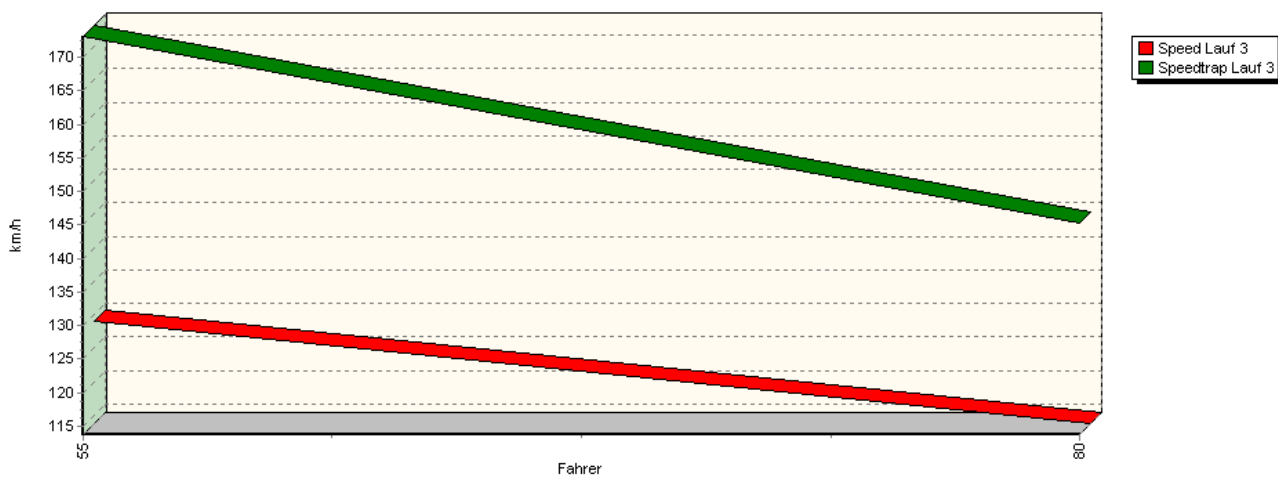
**Sektor-Diagramm (Start) Lauf 2**



**Sektor-Diagramm (Rest) Lauf 2**

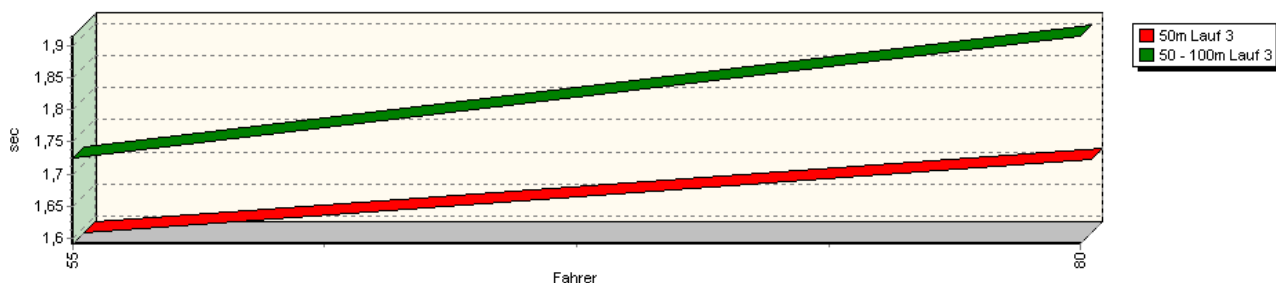


**Speed-Diagramm Lauf 3**

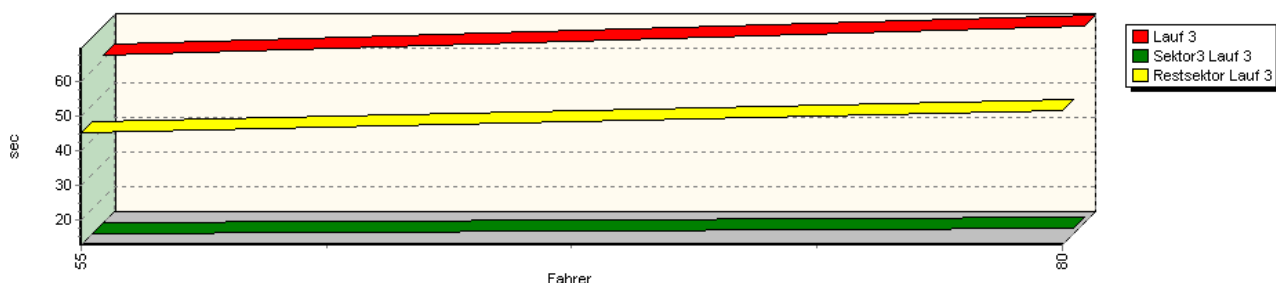


## Sektorzeiten & Speeds - Gruppe E2-SC

**Sektor-Diagramm (Start) Lauf 3**



**Sektor-Diagramm (Rest) Lauf 3**

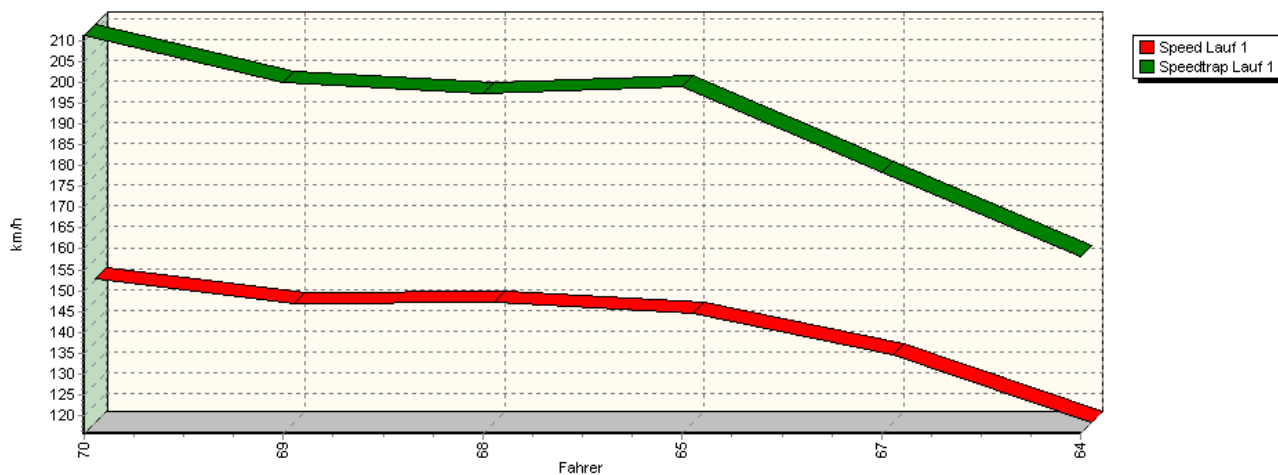


Rg.	Nr.		Sektor 1 (15m)	Sektor 2 (15-50m)	Sektor 3	Speed Trap	Sektor 4	Laufzeit	Speed (Lauf)
1	55	<b>BORMOLINI Luigi</b>		Osella PA9					
		Lauf 1:	00:01.523	00:01.727	00:13.735	165,29 km/h	00:45.094	01:02.079	127,58 km/h
		Lauf 2:	00:01.546	00:01.730	00:13.151	168,80 km/h	00:44.175	01:00.602	130,69 km/h
		Lauf 3:	00:01.591	00:01.724	00:12.926	173,13 km/h	00:45.111	01:01.352	129,09 km/h
2	80	<b>COLLISI Stephan</b>		Behnke Condor					
		Lauf 1:	00:01.723	00:01.854	00:14.107	145,20 km/h	00:53.817	01:11.501	110,77 km/h
		Lauf 2:	00:01.679	00:01.829	00:13.578	149,02 km/h	00:51.567	01:08.653	115,36 km/h
		Lauf 3:	00:01.706	00:01.915	00:14.395	145,21 km/h	00:51.614	01:09.630	113,74 km/h

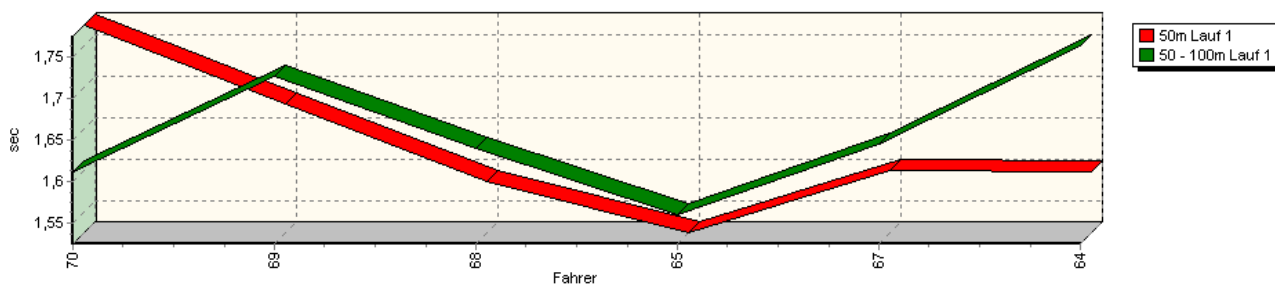


## Sektorzeiten & Speeds - Gruppe E2-SC

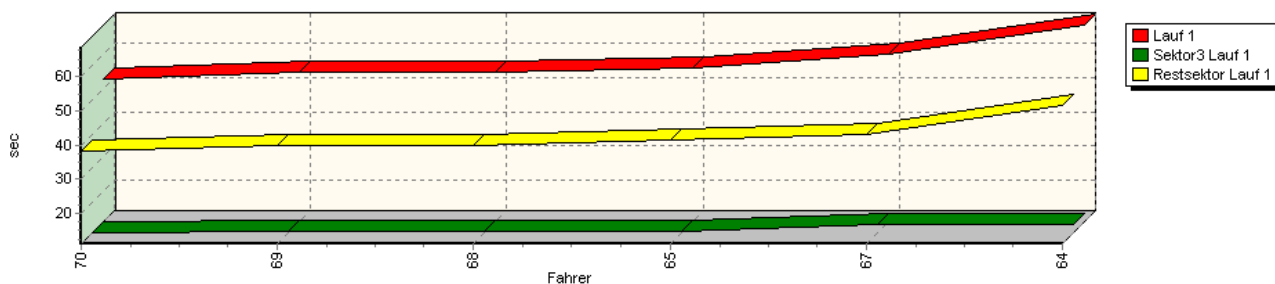
Speed-Diagramm Lauf 1



Sektor-Diagramm (Start) Lauf 1



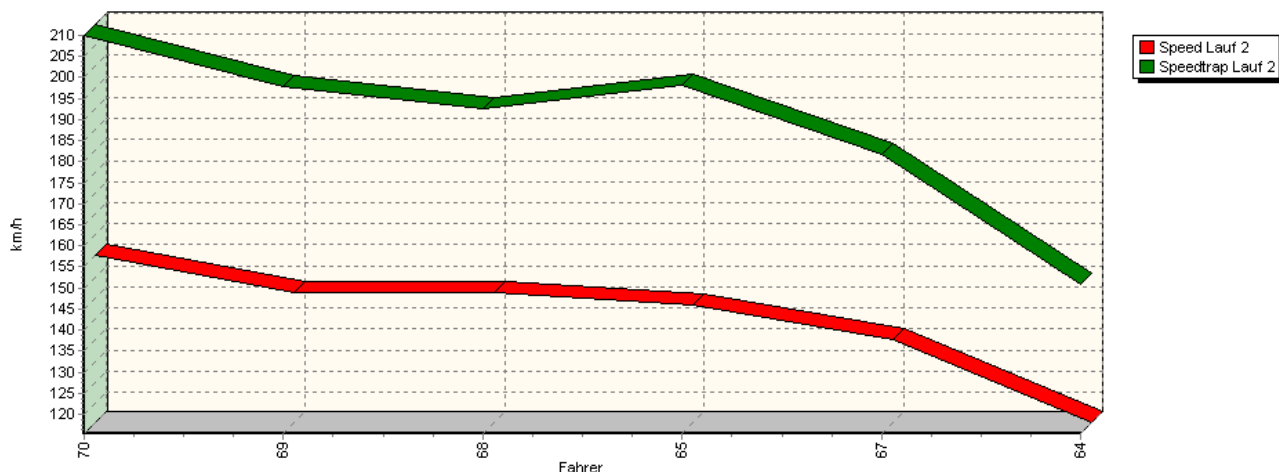
Sektor-Diagramm (Rest) Lauf 1



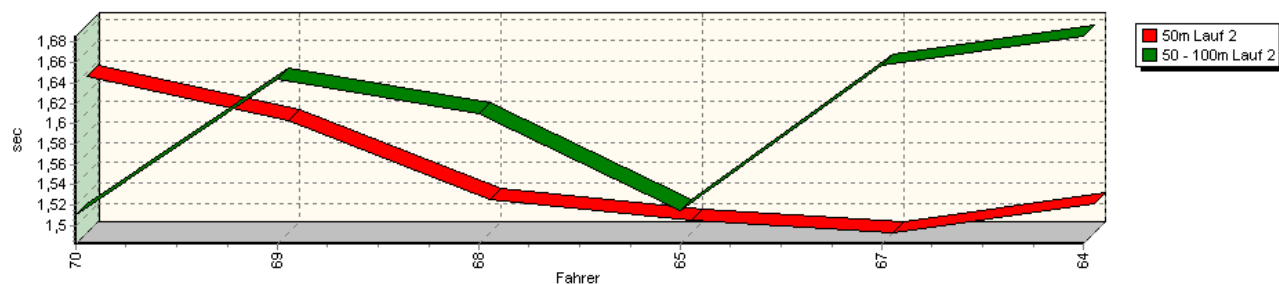


## Sektorzeiten & Speeds - Gruppe E2-SC

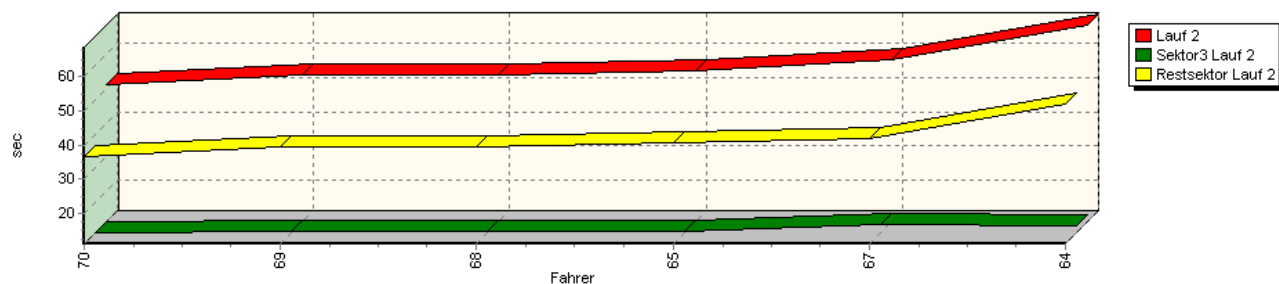
Speed-Diagramm Lauf 2



Sektor-Diagramm (Start) Lauf 2

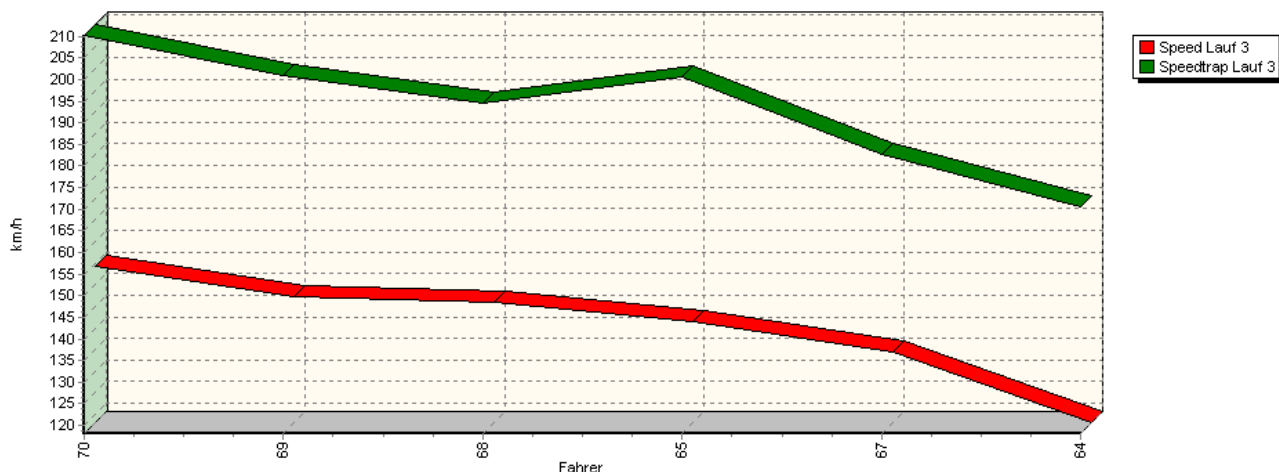


Sektor-Diagramm (Rest) Lauf 2

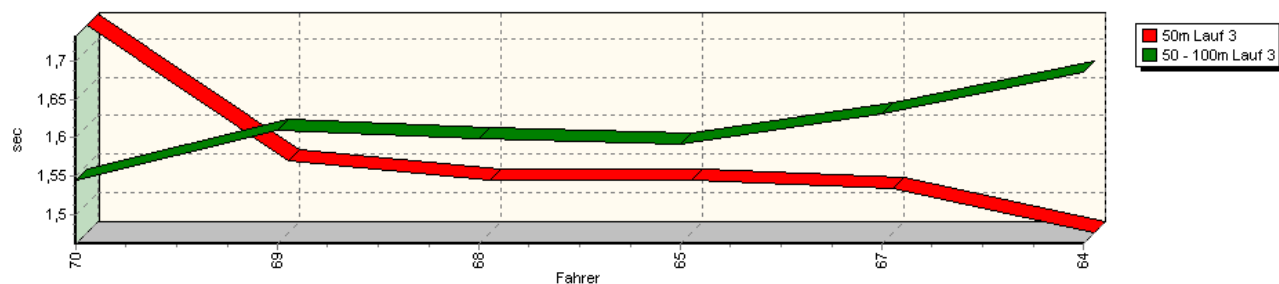


## Sektorzeiten & Speeds - Gruppe E2-SC

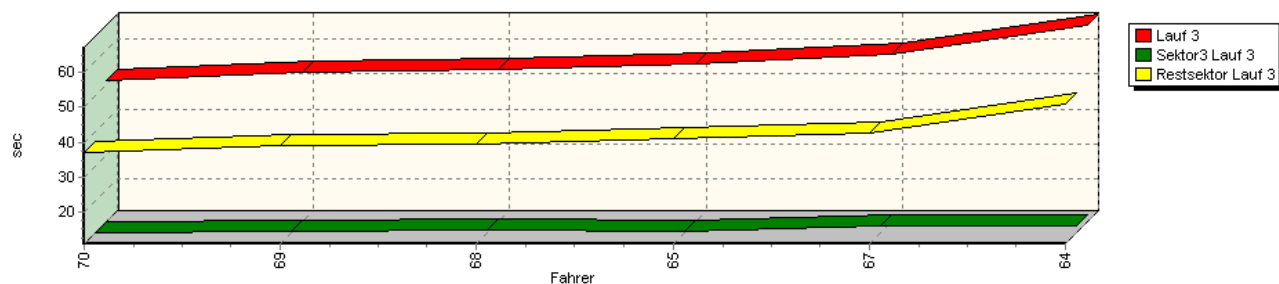
Speed-Diagramm Lauf 3



Sektor-Diagramm (Start) Lauf 3



Sektor-Diagramm (Rest) Lauf 3



Rg.	Nr.		Sektor 1 (15m)	Sektor 2 (15-50m)	Sektor 3	Speed Trap	Sektor 4	Laufzeit	Speed (Lauf)
1	70	<b>LANG Uwe</b>		Osella PA20/S					
		Lauf 1:	00:01.776	00:01.612	00:11.266	211,25 km/h	00:38.053	00:52.707	150,26 km/h
		Lauf 2:	00:01.635	00:01.510	00:11.165	210,00 km/h	00:36.727	00:51.037	155,18 km/h
		Lauf 3:	00:01.732	00:01.545	00:11.092	210,21 km/h	00:36.989	00:51.358	154,21 km/h

## Sektorzeiten & Speeds - Gruppe E2-SC

Rg.	Nr.		Sektor 1 (15m)	Sektor 2 (15-50m)	Sektor 3	Speed Trap	Sektor 4	Laufzeit	Speed (Lauf)
2	69	<b>BEHNKE Peter</b>		Osella PA20/S					
		Lauf 1:	00:01.681	00:01.727	00:11.637	200,10 km/h	00:39.802	00:54.847	144,40 km/h
		Lauf 2:	00:01.592	00:01.644	00:11.380	197,73 km/h	00:39.537	00:54.153	146,25 km/h
		Lauf 3:	00:01.555	00:01.610	00:11.552	201,01 km/h	00:39.026	00:53.743	147,37 km/h
3	68	<b>BEHNKE Michael</b>		Osella PA20/S					
		Lauf 1:	00:01.586	00:01.640	00:11.737	197,17 km/h	00:39.765	00:54.728	144,71 km/h
		Lauf 2:	00:01.514	00:01.610	00:11.544	192,44 km/h	00:39.494	00:54.162	146,23 km/h
		Lauf 3:	00:01.530	00:01.598	00:11.728	194,70 km/h	00:39.469	00:54.325	145,79 km/h
4	65	<b>ÖPPINGER Erich</b>		Osella PA16					
		Lauf 1:	00:01.524	00:01.559	00:11.476	198,92 km/h	00:41.292	00:55.851	141,80 km/h
		Lauf 2:	00:01.494	00:01.514	00:11.424	198,04 km/h	00:40.799	00:55.231	143,40 km/h
		Lauf 3:	00:01.531	00:01.591	00:11.617	200,71 km/h	00:41.233	00:55.972	141,50 km/h
5	67	<b>MÜLLER Urs</b>		Argo Alfa Romeo JM21					
		Lauf 1:	00:01.599	00:01.645	00:13.807	178,35 km/h	00:42.942	00:59.993	132,02 km/h
		Lauf 2:	00:01.482	00:01.657	00:13.406	181,80 km/h	00:42.112	00:58.657	135,02 km/h
		Lauf 3:	00:01.519	00:01.632	00:13.225	182,57 km/h	00:42.510	00:58.886	134,50 km/h
6	64	<b>WILHELM Philipp</b>		PRC BMW M3 B+U					
		Lauf 1:	00:01.598	00:01.764	00:13.604	158,26 km/h	00:51.481	01:08.447	115,71 km/h
		Lauf 2:	00:01.510	00:01.686	00:13.344	151,00 km/h	00:52.074	01:08.614	115,43 km/h
		Lauf 3:	00:01.462	00:01.686	00:12.974	170,45 km/h	00:50.934	01:07.056	118,11 km/h