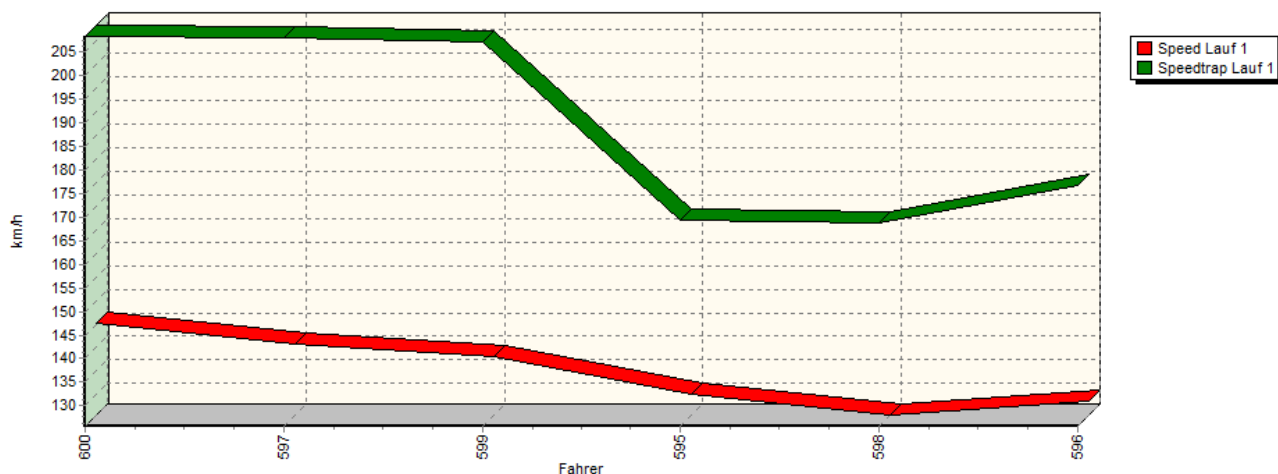
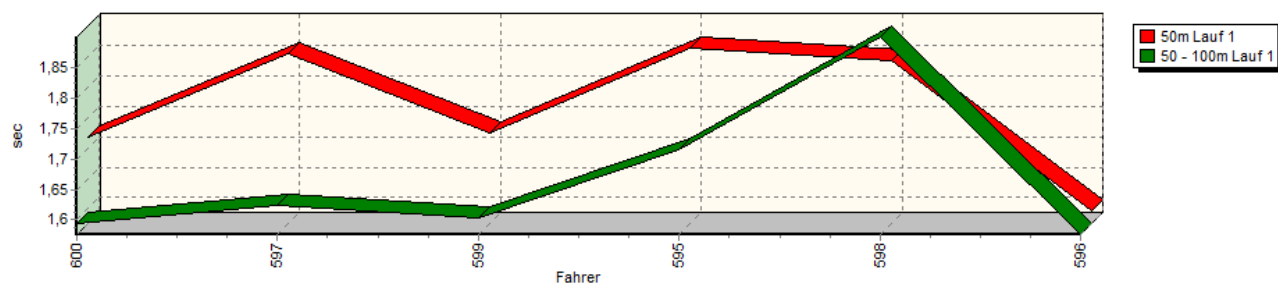


Sektorzeiten & Speeds - Gruppe E2-SH

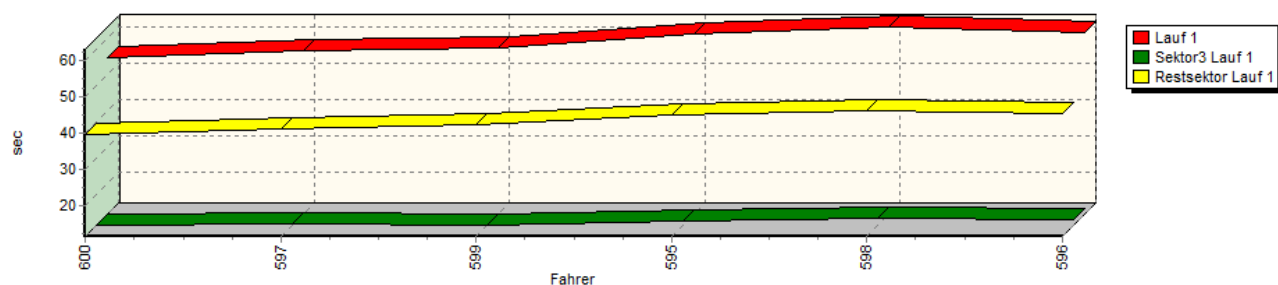
Speed-Diagramm Lauf 1



Sektor-Diagramm (Start) Lauf 1

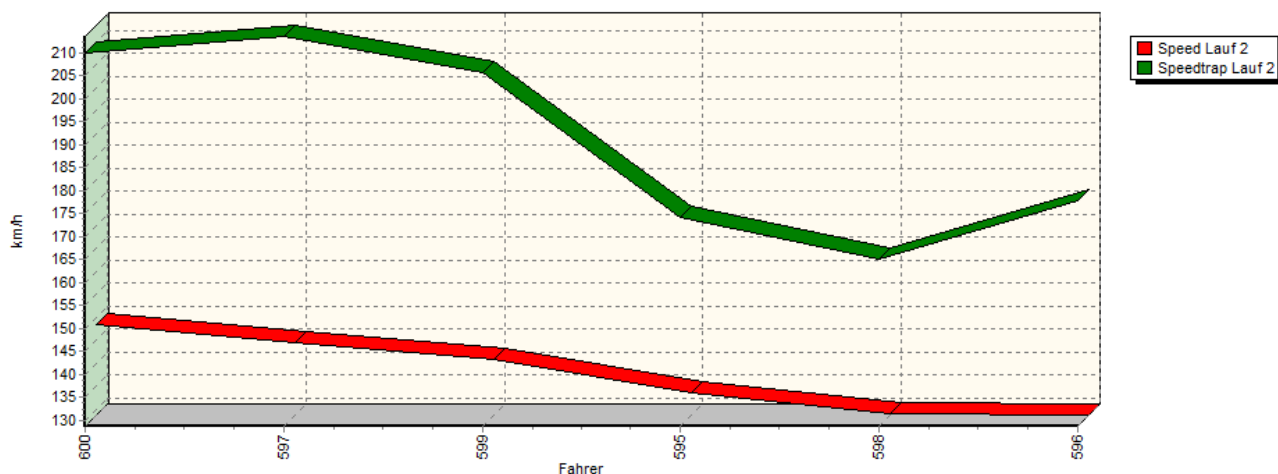


Sektor-Diagramm (Rest) Lauf 1

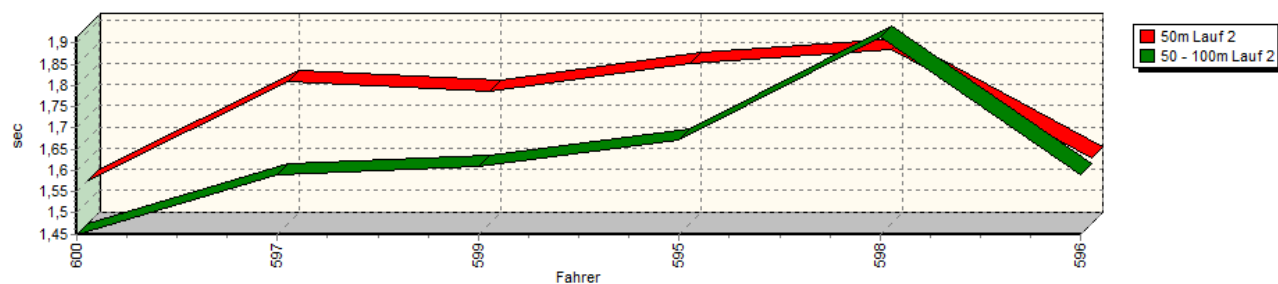


Sektorzeiten & Speeds - Gruppe E2-SH

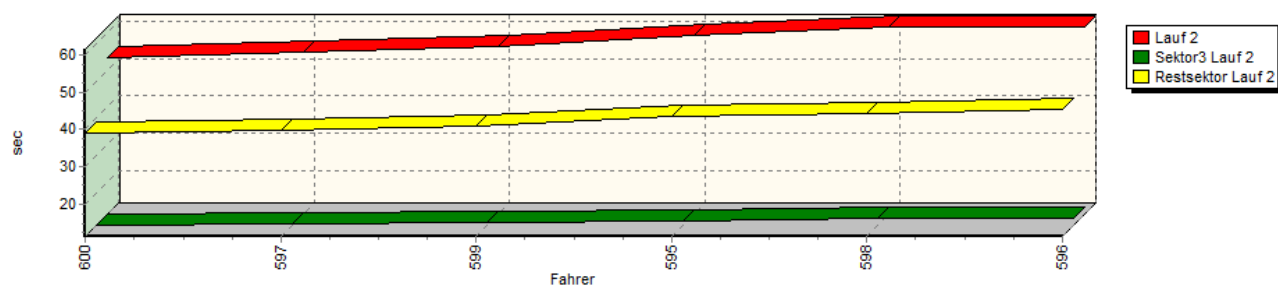
Speed-Diagramm Lauf 2



Sektor-Diagramm (Start) Lauf 2

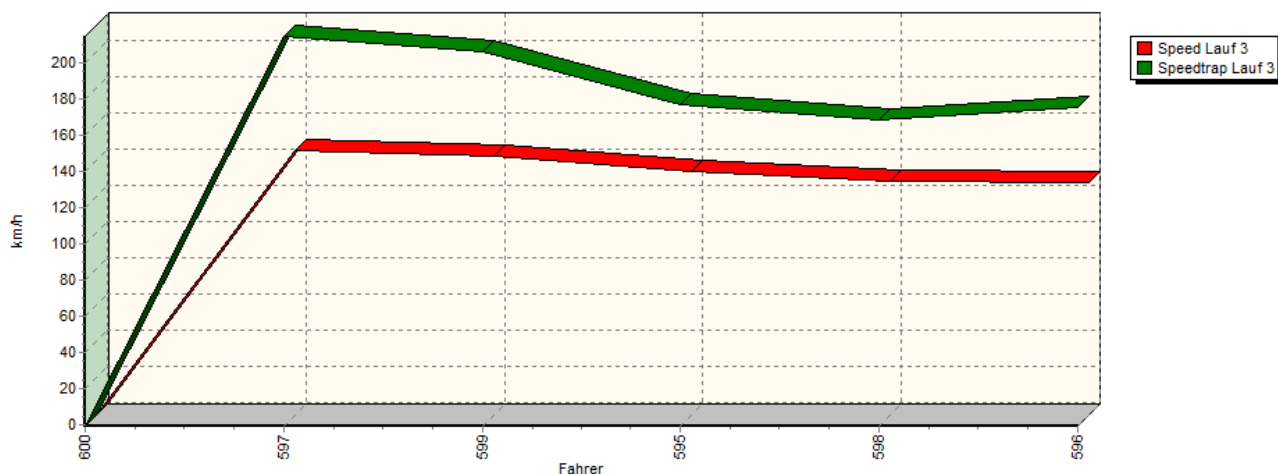


Sektor-Diagramm (Rest) Lauf 2

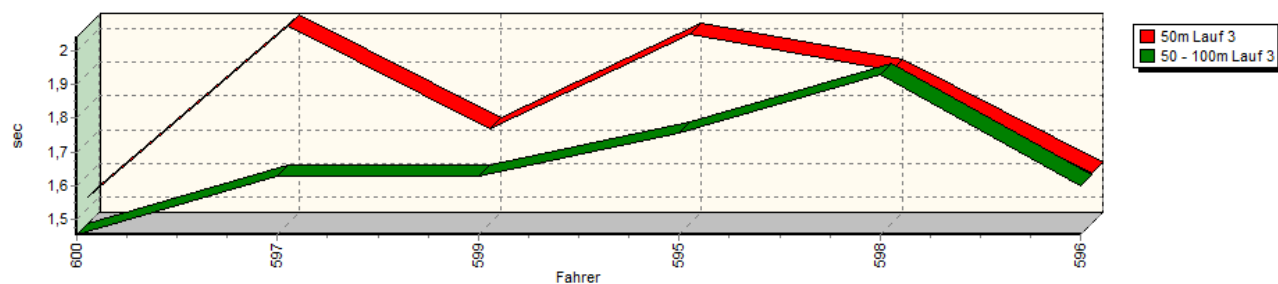


Sektorzeiten & Speeds - Gruppe E2-SH

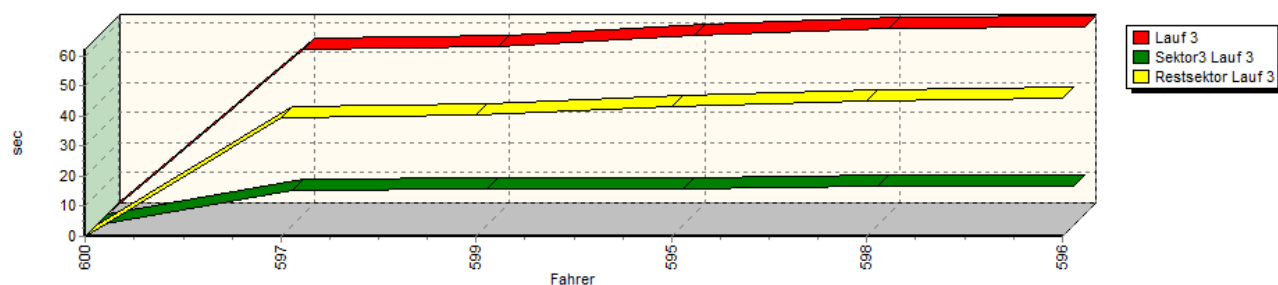
Speed-Diagramm Lauf 3



Sektor-Diagramm (Start) Lauf 3



Sektor-Diagramm (Rest) Lauf 3



Rg.	Nr.	Sektor 1 (15m)	Sektor 2 (15-50m)	Sektor 3	Speed Trap	Sektor 4	Laufzeit	Speed (Lauf)	
1	600	MEISEL Reto		Mercedes Benz RM1 V8					
		Lauf 1:	00:01.718	00:01.595	00:11.510	208,25 km/h	00:39.741	00:54.564	145,15 km/h
		Lauf 2:	00:01.549	00:01.449	00:11.247	210,02 km/h	00:39.094	00:53.339	148,49 km/h
		Lauf 3:	00:01.534	00:01.456	*	* km/h	*	A	* km/h

Sektorzeiten & Speeds - Gruppe E2-SH

Rg.	Nr.		Sektor 1 (15m)	Sektor 2 (15-50m)	Sektor 3	Speed Trap	Sektor 4	Laufzeit	Speed (Lauf)
2	597	FULIN Petr		Audi A4 DTM					
		Lauf 1:	00:01.855	00:01.623	00:11.886	207,82 km/h	00:40.925	00:56.289	140,70 km/h
		Lauf 2:	00:01.782	00:01.591	00:11.719	213,58 km/h	00:39.673	00:54.765	144,62 km/h
		Lauf 3:	00:02.040	00:01.630	00:11.518	214,72 km/h	00:39.387	00:54.575	145,12 km/h
3	599	HOFFMANN Klaus		Opel Astra DTM V8					
		Lauf 1:	00:01.724	00:01.604	00:11.702	207,21 km/h	00:42.360	00:57.390	138,00 km/h
		Lauf 2:	00:01.759	00:01.610	00:11.854	205,75 km/h	00:40.985	00:56.208	140,91 km/h
		Lauf 3:	00:01.735	00:01.627	00:12.021	205,90 km/h	00:40.381	00:55.764	142,03 km/h
4	595	PACHER Georg		PRC TR V					
		Lauf 1:	00:01.863	00:01.715	00:12.525	169,21 km/h	00:44.804	01:00.907	130,03 km/h
		Lauf 2:	00:01.825	00:01.671	00:12.331	174,15 km/h	00:43.484	00:59.311	133,53 km/h
		Lauf 3:	00:02.015	00:01.758	00:12.258	177,35 km/h	00:43.181	00:59.212	133,76 km/h
5	598	ADELBRECHT Otto		BMW Compact 113					
		Lauf 1:	00:01.844	00:01.900	00:13.302	168,84 km/h	00:45.959	01:03.005	125,70 km/h
		Lauf 2:	00:01.859	00:01.914	00:13.218	165,07 km/h	00:44.400	01:01.391	129,01 km/h
		Lauf 3:	00:01.908	00:01.931	00:13.205	168,23 km/h	00:44.778	01:01.822	128,11 km/h
6	596	LENZ Bernhard		BMW E36 M3					
		Lauf 1:	00:01.596	00:01.576	00:13.118	176,78 km/h	00:45.232	01:01.522	128,73 km/h
		Lauf 2:	00:01.602	00:01.590	00:12.995	177,85 km/h	00:45.334	01:01.521	128,74 km/h
		Lauf 3:	00:01.603	00:01.600	00:13.185	175,18 km/h	00:45.761	01:02.149	127,43 km/h