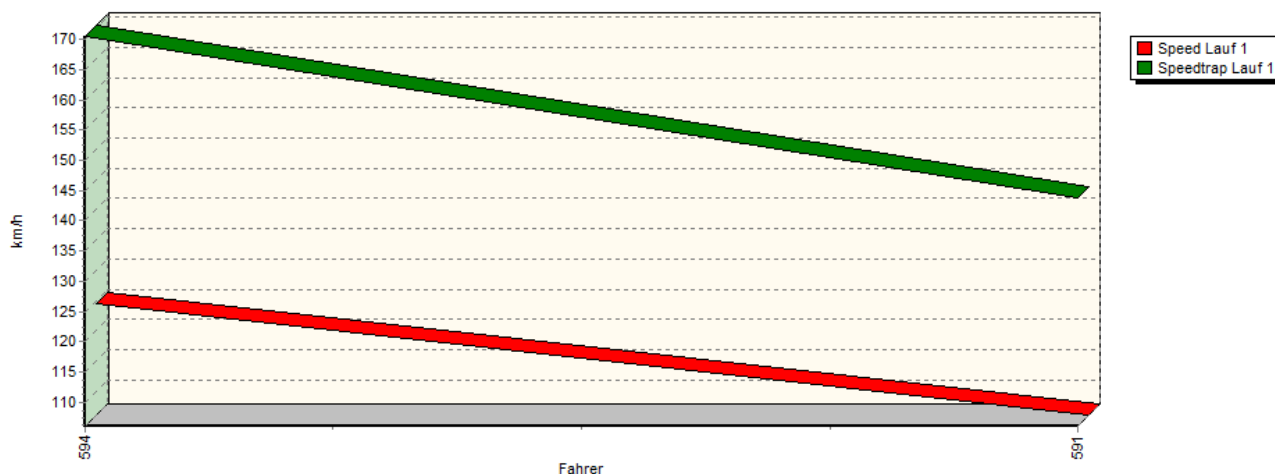
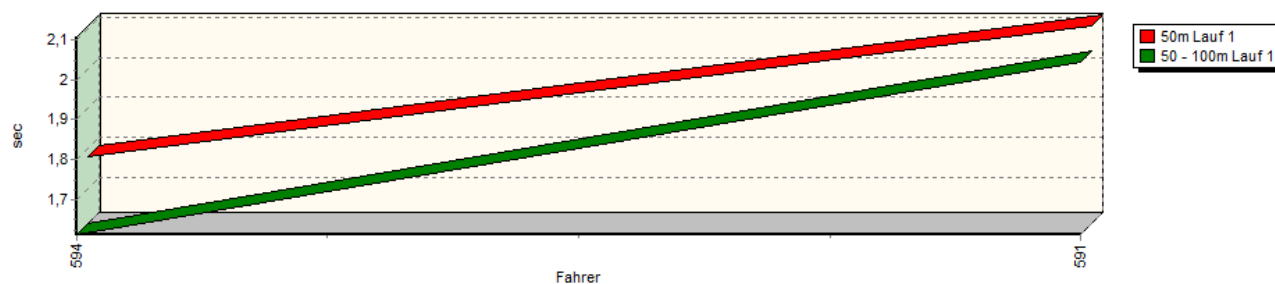


Sektorzeiten & Speeds - Gruppe GT (GT1/GT2/GT3/GT OSK)

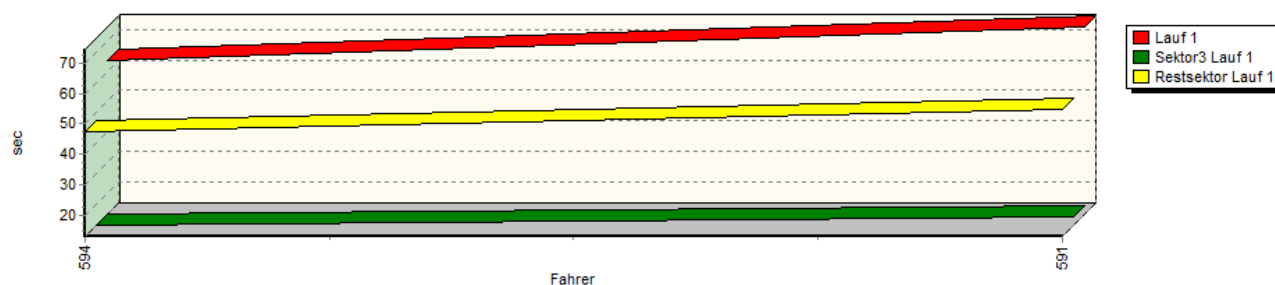
Speed-Diagramm Lauf 1



Sektor-Diagramm (Start) Lauf 1

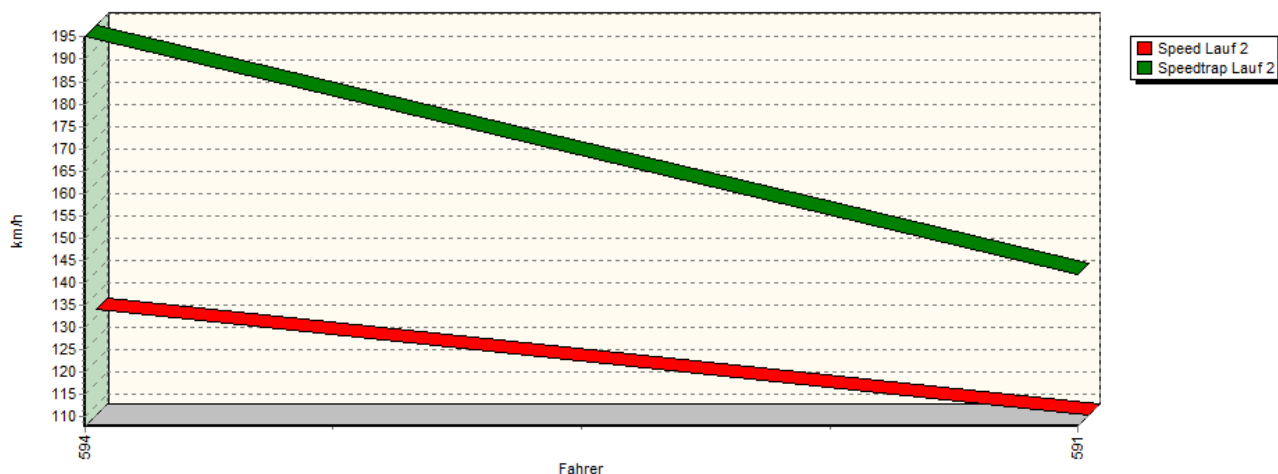


Sektor-Diagramm (Rest) Lauf 1

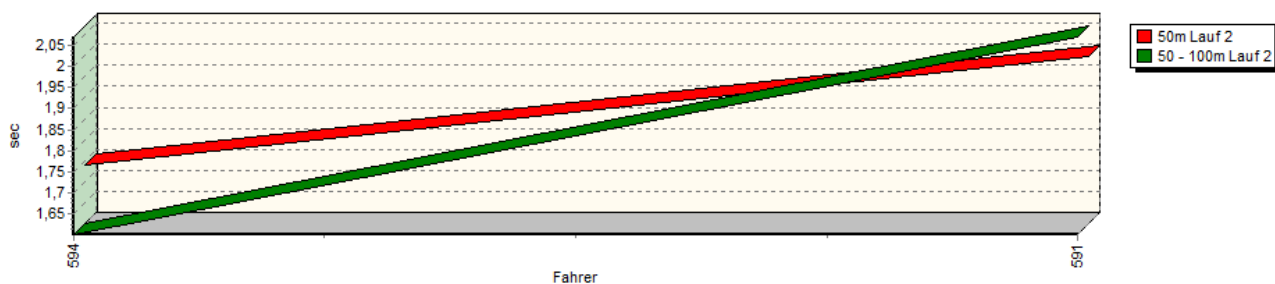


Sektorzeiten & Speeds - Gruppe GT (GT1/GT2/GT3/GT OSK)

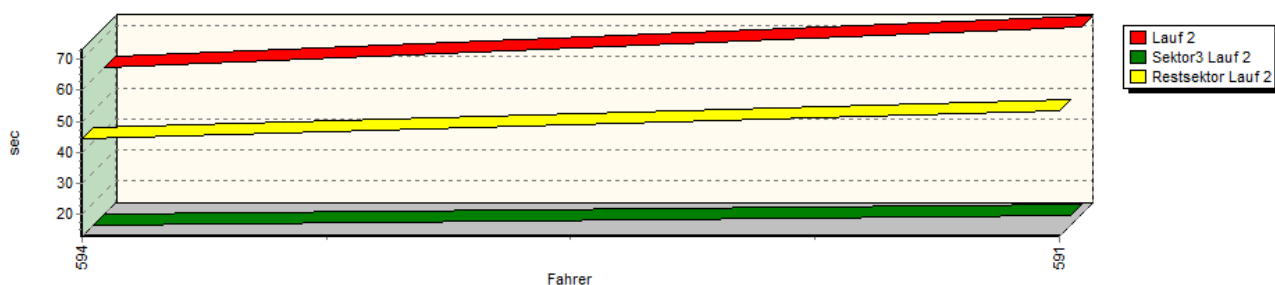
Speed-Diagramm Lauf 2



Sektor-Diagramm (Start) Lauf 2

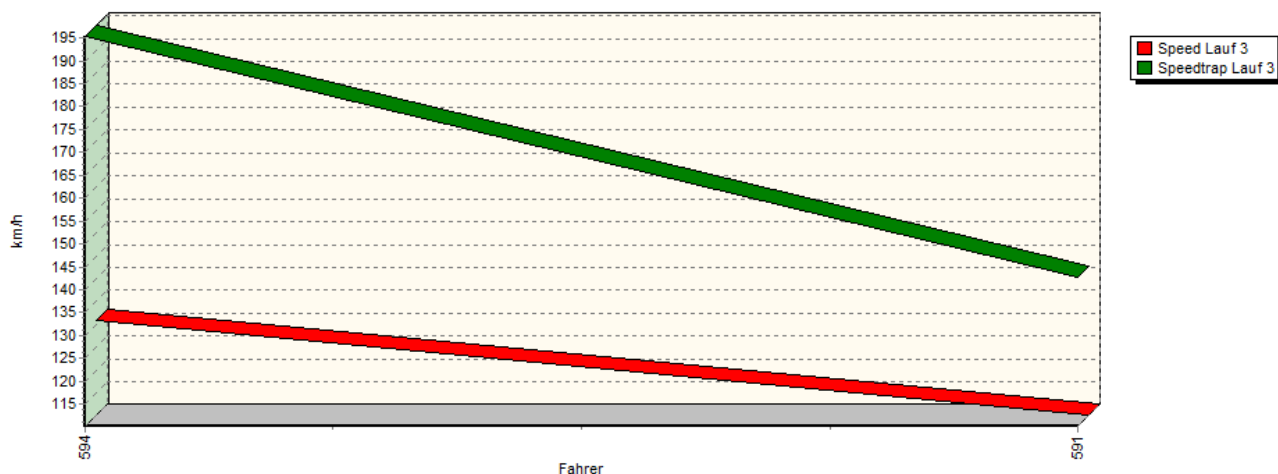


Sektor-Diagramm (Rest) Lauf 2

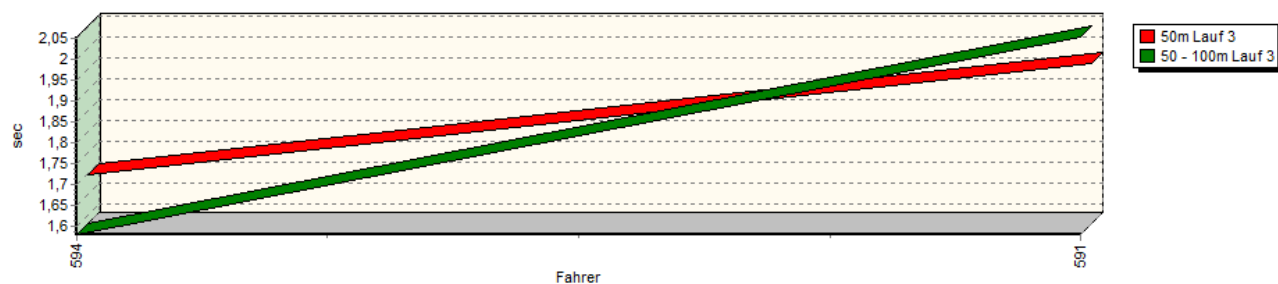


Sektorzeiten & Speeds - Gruppe GT (GT1/GT2/GT3/GT OSK)

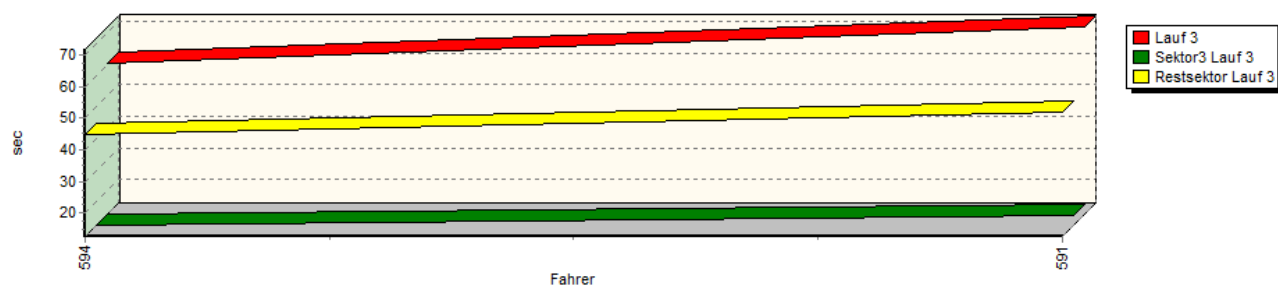
Speed-Diagramm Lauf 3



Sektor-Diagramm (Start) Lauf 3



Sektor-Diagramm (Rest) Lauf 3



Rg.	Nr.	Sektor 1 (15m)	Sektor 2 (15-50m)	Sektor 3	Speed Trap	Sektor 4	Laufzeit	Speed (Lauf)	
1	594	VALENTINI Michael		Porsche RSR					
		Lauf 1:	00:01.779	00:01.611	00:12.853	170,47 km/h	00:47.346	01:03.589	124,55 km/h
		Lauf 2:	00:01.740	00:01.601	00:12.583	195,13 km/h	00:44.198	01:00.122	131,73 km/h
		Lauf 3:	00:01.698	00:01.581	00:12.598	195,32 km/h	00:44.681	01:00.558	130,78 km/h

Sektorzeiten & Speeds - Gruppe GT (GT1/GT2/GT3/GT OSK)

Rg.	Nr.		Sektor 1 (15m)	Sektor 2 (15-50m)	Sektor 3	Speed Trap	Sektor 4	Laufzeit	Speed (Lauf)
2	591	AGNELLO Giuseppe		Mazda MX 5					
		Lauf 1:	00:02.108	00:02.046	00:15.730	143,74 km/h	00:54.796	01:14.680	106,05 km/h
		Lauf 2:	00:01.996	00:02.070	00:15.748	141,74 km/h	00:53.563	01:13.377	107,93 km/h
		Lauf 3:	00:01.963	00:02.052	00:15.698	142,61 km/h	00:52.134	01:11.847	110,23 km/h