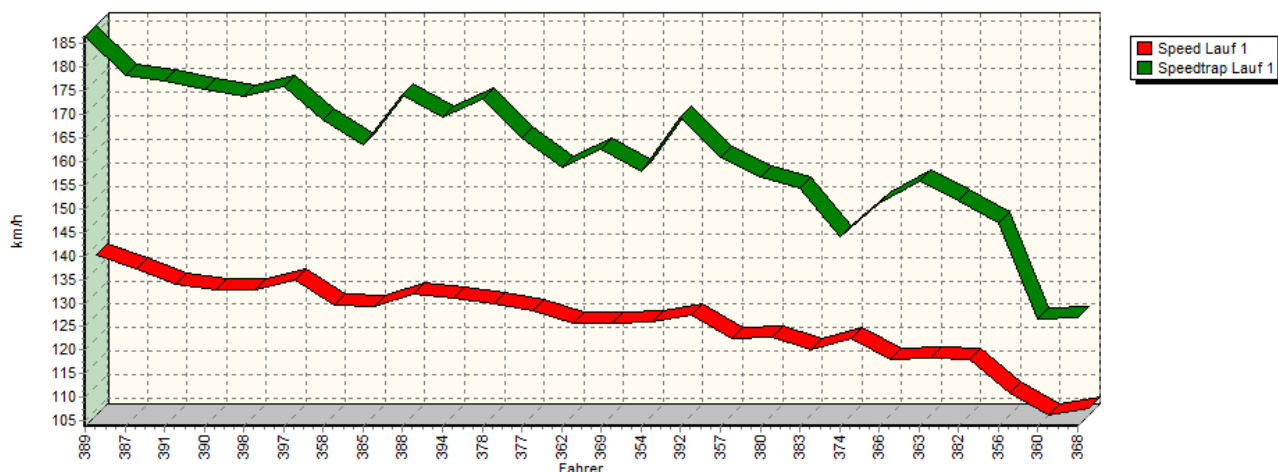
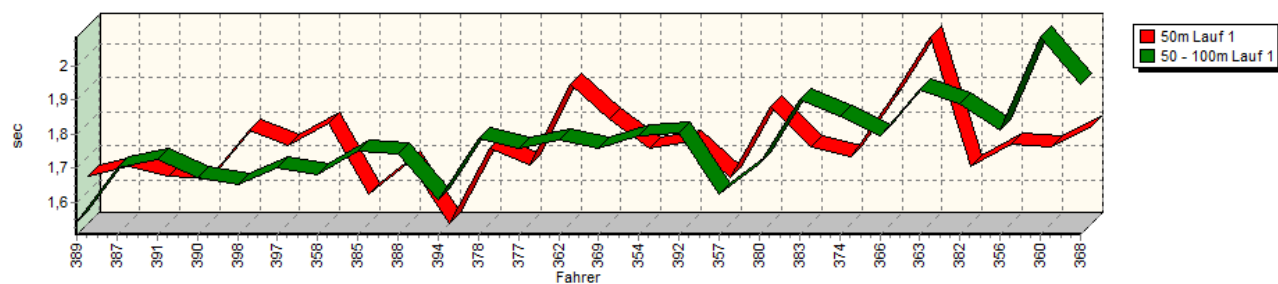


Sektorzeiten & Speeds - Gruppe H (DMSB, OSK) bis 2000 ccm - Klasse 22

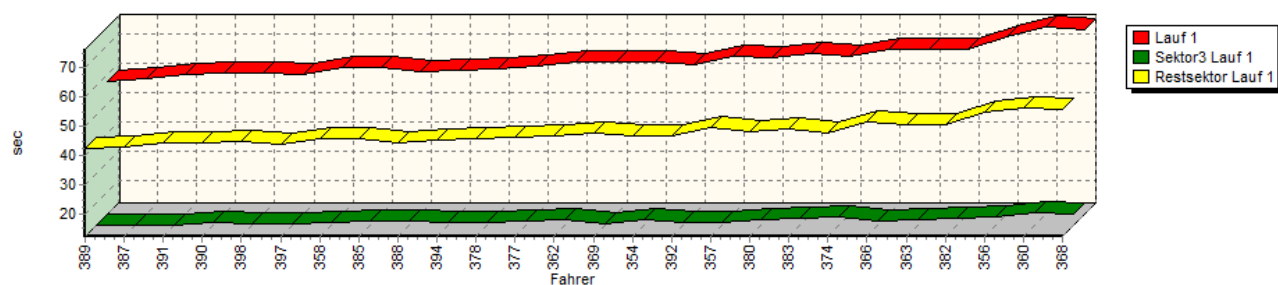
Speed-Diagramm Lauf 1



Sektor-Diagramm (Start) Lauf 1

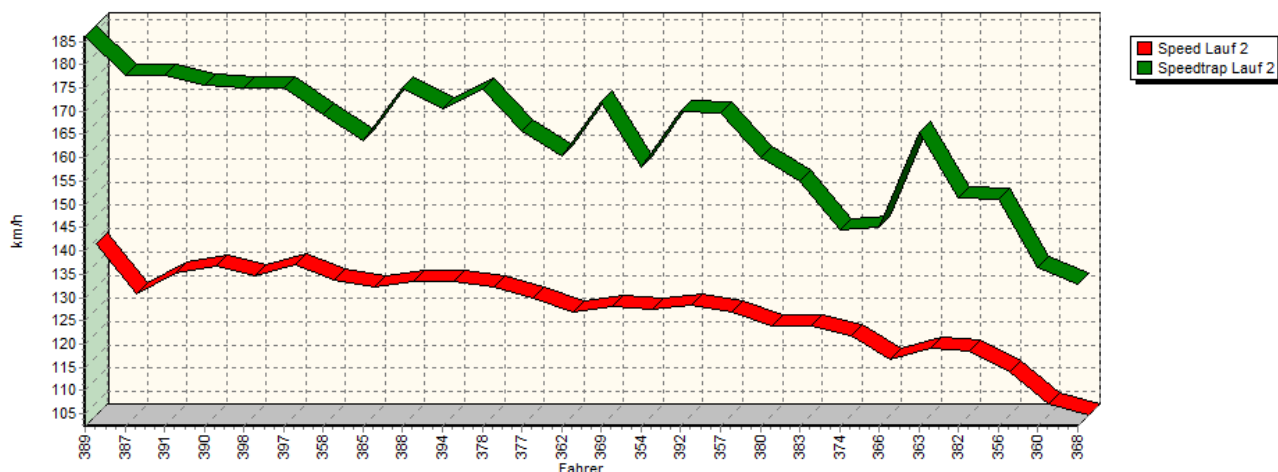


Sektor-Diagramm (Rest) Lauf 1

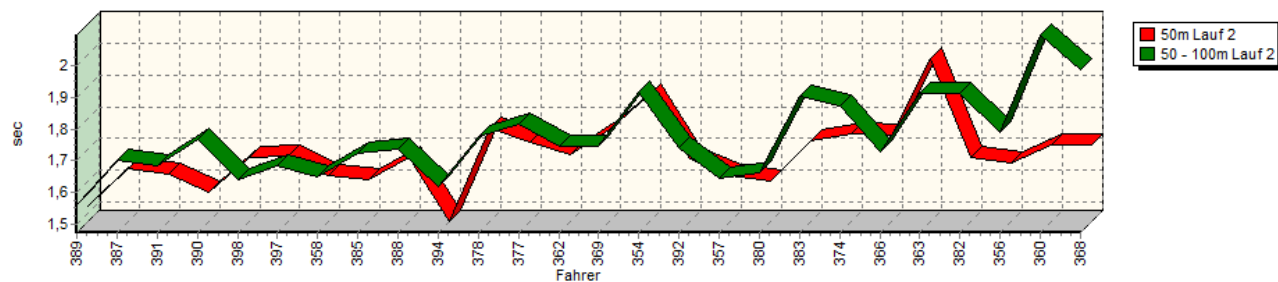


Sektorzeiten & Speeds - Gruppe H (DMSB, OSK) bis 2000 ccm - Klasse 22

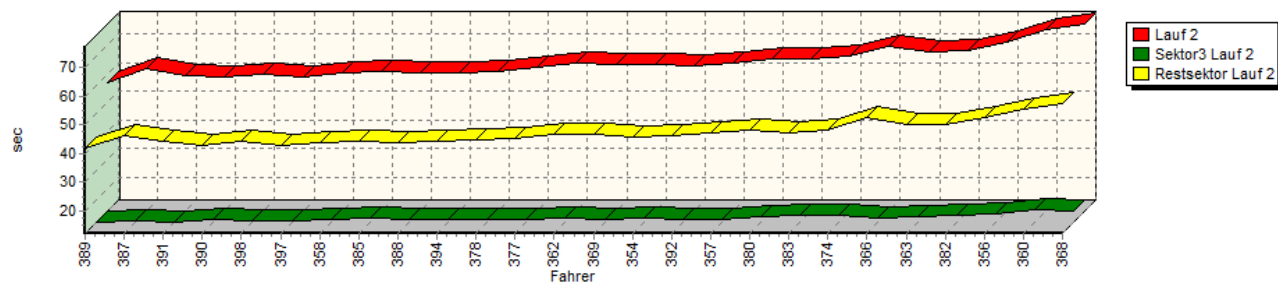
Speed-Diagramm Lauf 2



Sektor-Diagramm (Start) Lauf 2

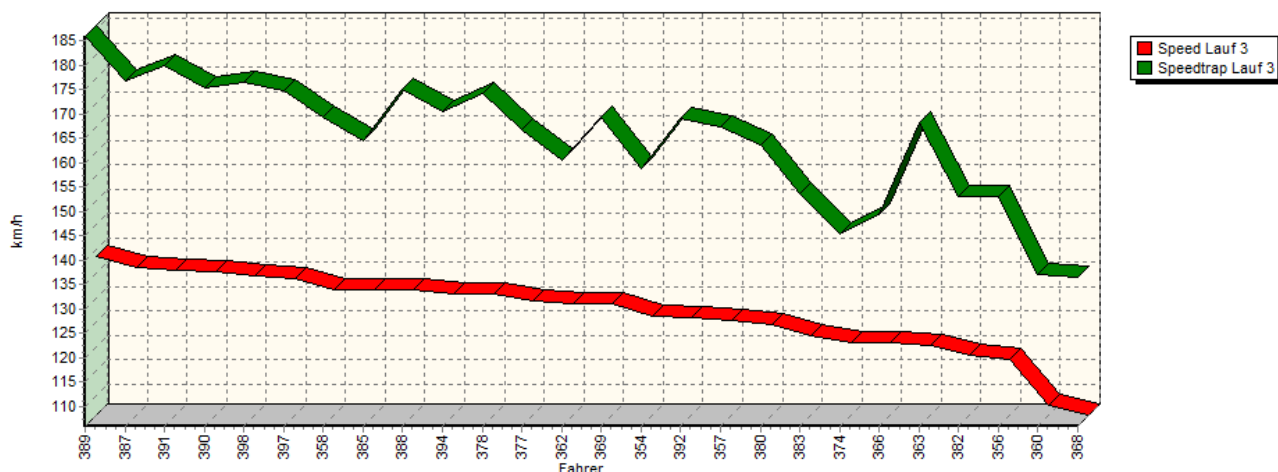


Sektor-Diagramm (Rest) Lauf 2

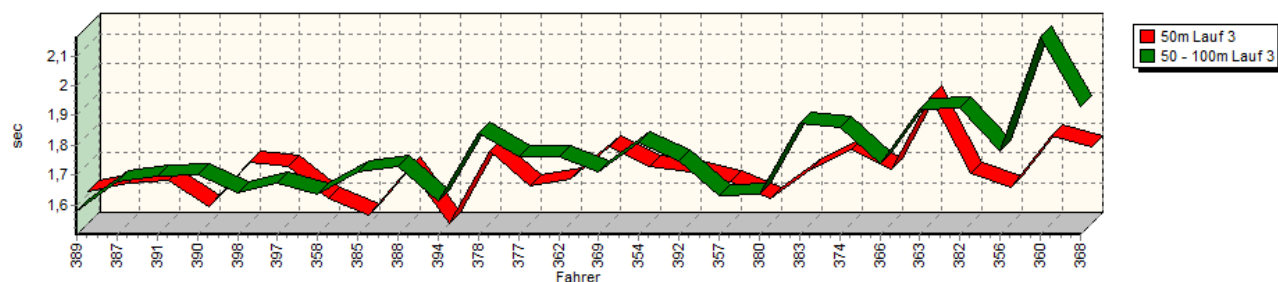


Sektorzeiten & Speeds - Gruppe H (DMSB, OSK) bis 2000 ccm - Klasse 22

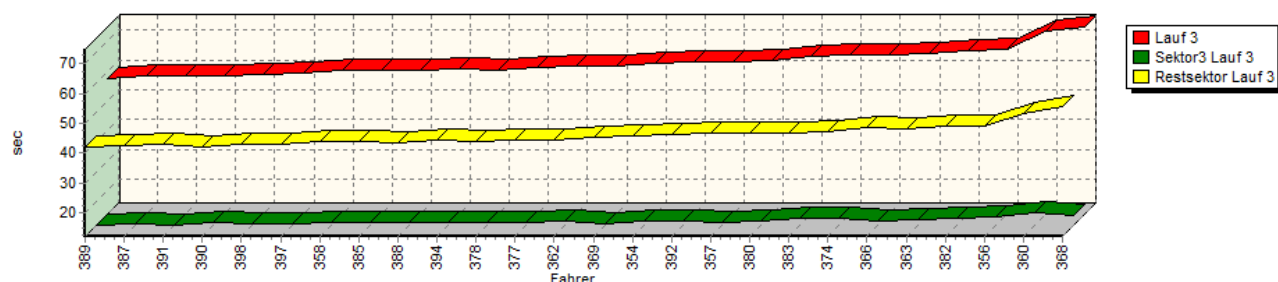
Speed-Diagramm Lauf 3



Sektor-Diagramm (Start) Lauf 3



Sektor-Diagramm (Rest) Lauf 3



Rg.	Nr.	Sektor 1 (15m)	Sektor 2 (15-50m)	Sektor 3	Speed Trap	Sektor 4	Laufzeit	Speed (Lauf)	
1	389	SCHMITT Sebastian		Opel Gerant Kadett C 16V					
		Lauf 1:	00:01.642	00:01.541	00:12.168	186,51 km/h	00:42.140	00:57.491	137,76 km/h
		Lauf 2:	00:01.524	00:01.561	00:12.064	186,05 km/h	00:41.722	00:56.871	139,26 km/h
		Lauf 3:	00:01.610	00:01.582	00:12.149	185,87 km/h	00:41.909	00:57.250	138,34 km/h

Sektorzeiten & Speeds - Gruppe H (DMSB, OSK) bis 2000 ccm - Klasse 22

Rg.	Nr.		Sektor 1 (15m)	Sektor 2 (15-50m)	Sektor 3	Speed Trap	Sektor 4	Laufzeit	Speed (Lauf)
2	387	NAUMANN Peter	VW Polo 1,4 G60						
		Lauf 1:	00:01.672	00:01.699	00:12.385	178,11 km/h	00:42.956	00:58.712	134,90 km/h
		Lauf 2:	00:01.639	00:01.701	00:12.449	177,59 km/h	00:45.980	01:01.769	128,22 km/h
		Lauf 3:	00:01.638	00:01.680	00:12.487	176,62 km/h	00:42.396	00:58.201	136,08 km/h
3	391	KROLL Ralf	VW Lehmann Golf 16V						
		Lauf 1:	00:01.645	00:01.725	00:12.370	176,99 km/h	00:44.361	01:00.101	131,78 km/h
		Lauf 2:	00:01.625	00:01.686	00:12.226	177,82 km/h	00:44.027	00:59.564	132,97 km/h
		Lauf 3:	00:01.645	00:01.696	00:12.224	179,89 km/h	00:42.839	00:58.404	135,61 km/h
4	390	PREISSER Dirk	Opel Kadett C Frank 16V						
		Lauf 1:	00:01.637	00:01.672	00:13.191	175,25 km/h	00:44.159	01:00.659	130,57 km/h
		Lauf 2:	00:01.565	00:01.766	00:12.979	175,71 km/h	00:42.697	00:59.007	134,22 km/h
		Lauf 3:	00:01.556	00:01.700	00:12.950	175,22 km/h	00:42.258	00:58.464	135,47 km/h
5	398	ROTTENBERGER Dieter	BMW 318i E36 STW						
		Lauf 1:	00:01.778	00:01.652	00:12.692	173,73 km/h	00:44.521	01:00.643	130,60 km/h
		Lauf 2:	00:01.675	00:01.643	00:12.487	175,11 km/h	00:44.144	00:59.949	132,11 km/h
		Lauf 3:	00:01.705	00:01.640	00:12.508	176,54 km/h	00:42.987	00:58.840	134,60 km/h
6	397	WIEBE Björn	Renault Clio Williams BWR						
		Lauf 1:	00:01.733	00:01.702	00:12.640	175,92 km/h	00:43.708	00:59.783	132,48 km/h
		Lauf 2:	00:01.681	00:01.685	00:12.627	175,11 km/h	00:42.865	00:58.858	134,56 km/h
		Lauf 3:	00:01.691	00:01.676	00:12.694	174,80 km/h	00:43.075	00:59.136	133,93 km/h
7	358	OCHSNER Jürg	Opel Kadett C						
		Lauf 1:	00:01.800	00:01.680	00:13.328	168,88 km/h	00:45.432	01:02.240	127,25 km/h
		Lauf 2:	00:01.621	00:01.651	00:13.179	169,18 km/h	00:43.911	01:00.362	131,21 km/h
		Lauf 3:	00:01.585	00:01.635	00:13.143	169,35 km/h	00:43.757	01:00.120	131,74 km/h
8	385	RAUCH Michael	Briegel Kadett C 8V						
		Lauf 1:	00:01.589	00:01.749	00:13.522	163,42 km/h	00:45.601	01:02.461	126,80 km/h
		Lauf 2:	00:01.604	00:01.726	00:13.494	163,77 km/h	00:44.153	01:00.977	129,88 km/h
		Lauf 3:	00:01.532	00:01.713	00:13.107	164,44 km/h	00:43.769	01:00.121	131,73 km/h
9	388	FINK Marco	BMW 320i						
		Lauf 1:	00:01.683	00:01.742	00:13.418	174,06 km/h	00:44.323	01:01.166	129,48 km/h
		Lauf 2:	00:01.674	00:01.739	00:13.092	174,88 km/h	00:43.906	01:00.411	131,10 km/h
		Lauf 3:	00:01.687	00:01.731	00:13.139	175,09 km/h	00:43.649	01:00.206	131,55 km/h
10	394	WEISS Werner	Ford Escort Zakspeed BDA						
		Lauf 1:	00:01.504	00:01.607	00:13.116	169,31 km/h	00:45.376	01:01.603	128,57 km/h
		Lauf 2:	00:01.475	00:01.619	00:13.027	170,56 km/h	00:44.350	01:00.471	130,97 km/h
		Lauf 3:	00:01.502	00:01.612	00:13.041	170,50 km/h	00:44.415	01:00.570	130,76 km/h
11	378	REICH Markus	VW Golf 2 16V						
		Lauf 1:	00:01.726	00:01.785	00:12.977	173,22 km/h	00:45.607	01:02.095	127,55 km/h
		Lauf 2:	00:01.769	00:01.777	00:12.904	174,74 km/h	00:44.604	01:01.054	129,72 km/h
		Lauf 3:	00:01.744	00:01.841	00:12.899	174,05 km/h	00:44.017	01:00.501	130,91 km/h
12	377	WEBER Jens	Opel Kadett C						
		Lauf 1:	00:01.675	00:01.757	00:13.456	164,95 km/h	00:45.946	01:02.834	126,05 km/h
		Lauf 2:	00:01.725	00:01.816	00:13.272	165,59 km/h	00:45.324	01:02.137	127,46 km/h
		Lauf 3:	00:01.628	00:01.765	00:13.205	166,70 km/h	00:44.612	01:01.210	129,39 km/h
13	362	TERLER Walter	Opel Kadett C Coupe						
		Lauf 1:	00:01.913	00:01.783	00:13.969	158,75 km/h	00:46.519	01:04.184	123,39 km/h
		Lauf 2:	00:01.684	00:01.745	00:13.752	160,20 km/h	00:46.452	01:03.633	124,46 km/h
		Lauf 3:	00:01.651	00:01.764	00:13.632	160,49 km/h	00:44.460	01:01.507	128,77 km/h

Sektorzeiten & Speeds - Gruppe H (DMSB, OSK) bis 2000 ccm - Klasse 22

Rg.	Nr.		Sektor 1 (15m)	Sektor 2 (15-50m)	Sektor 3	Speed Trap	Sektor 4	Laufzeit	Speed (Lauf)
14	369	SCHÖNBORN Rainer		VW Golf1 16V					
		Lauf 1:	00:01.811	00:01.760	00:12.857	162,59 km/h	00:47.719	01:04.147	123,47 km/h
		Lauf 2:	00:01.764	00:01.744	00:12.938	172,05 km/h	00:46.583	01:03.029	125,66 km/h
		Lauf 3:	00:01.759	00:01.710	00:12.644	169,31 km/h	00:45.400	01:01.513	128,75 km/h
15	354	BANZ Urs		Opel Ascona B 8V					
		Lauf 1:	00:01.724	00:01.793	00:13.898	157,85 km/h	00:46.625	01:04.040	123,67 km/h
		Lauf 2:	00:01.873	00:01.916	00:13.766	157,95 km/h	00:45.836	01:03.391	124,94 km/h
		Lauf 3:	00:01.695	00:01.810	00:13.636	158,72 km/h	00:45.621	01:02.762	126,19 km/h
16	392	FLIK Thomas		Renault Clio 16S Williams					
		Lauf 1:	00:01.745	00:01.804	00:13.241	169,54 km/h	00:46.551	01:03.341	125,04 km/h
		Lauf 2:	00:01.672	00:01.743	00:13.203	170,00 km/h	00:46.235	01:02.853	126,01 km/h
		Lauf 3:	00:01.674	00:01.747	00:13.378	168,91 km/h	00:46.079	01:02.878	125,96 km/h
17	357	EHRBAR Rolf		Opel Kadett C					
		Lauf 1:	00:01.641	00:01.622	00:13.290	160,80 km/h	00:49.454	01:06.007	119,99 km/h
		Lauf 2:	00:01.617	00:01.647	00:13.135	169,62 km/h	00:47.198	01:03.597	124,54 km/h
		Lauf 3:	00:01.642	00:01.633	00:13.216	167,23 km/h	00:46.632	01:03.123	125,47 km/h
18	380	BEHR Martin		BMW 2002					
		Lauf 1:	00:01.850	00:01.711	00:14.031	156,71 km/h	00:48.122	01:05.714	120,52 km/h
		Lauf 2:	00:01.601	00:01.663	00:13.794	160,16 km/h	00:48.181	01:05.239	121,40 km/h
		Lauf 3:	00:01.586	00:01.636	00:13.723	163,60 km/h	00:46.609	01:03.554	124,62 km/h
19	383	HATEZIC Johann		Opel Ascona B					
		Lauf 1:	00:01.728	00:01.900	00:14.503	154,36 km/h	00:49.047	01:07.178	117,90 km/h
		Lauf 2:	00:01.729	00:01.903	00:14.260	154,95 km/h	00:47.360	01:05.252	121,38 km/h
		Lauf 3:	00:01.685	00:01.873	00:14.430	153,51 km/h	00:46.797	01:04.785	122,25 km/h
20	374	SEITZ Hans Dieter		Ford Escort MK II					
		Lauf 1:	00:01.701	00:01.852	00:14.986	144,06 km/h	00:47.450	01:05.989	120,02 km/h
		Lauf 2:	00:01.748	00:01.872	00:14.745	144,35 km/h	00:47.984	01:06.349	119,37 km/h
		Lauf 3:	00:01.751	00:01.861	00:14.623	145,38 km/h	00:47.287	01:05.522	120,88 km/h
21	366	WIEBE Horst		Megane Cup HWR					
		Lauf 1:	00:01.872	00:01.794	00:13.582	151,01 km/h	00:51.131	01:08.379	115,83 km/h
		Lauf 2:	00:01.747	00:01.727	00:13.497	144,99 km/h	00:52.378	01:09.349	114,20 km/h
		Lauf 3:	00:01.682	00:01.738	00:13.553	149,23 km/h	00:48.667	01:05.640	120,66 km/h
22	363	FLIK Beatrice		Megane Coupe 16V					
		Lauf 1:	00:02.054	00:01.930	00:14.050	155,93 km/h	00:50.314	01:08.348	115,88 km/h
		Lauf 2:	00:01.985	00:01.913	00:13.860	165,34 km/h	00:50.103	01:07.861	116,71 km/h
		Lauf 3:	00:01.926	00:01.919	00:13.955	168,27 km/h	00:48.067	01:05.867	120,24 km/h
23	382	LANG Bernhard		Ford Escort RS2000 MKII					
		Lauf 1:	00:01.672	00:01.889	00:14.636	151,79 km/h	00:50.317	01:08.514	115,60 km/h
		Lauf 2:	00:01.677	00:01.913	00:14.572	151,30 km/h	00:50.125	01:08.287	115,98 km/h
		Lauf 3:	00:01.669	00:01.927	00:14.482	152,98 km/h	00:48.967	01:07.045	118,13 km/h
24	356	BUSER Lis		Opel Kadett C					
		Lauf 1:	00:01.739	00:01.812	00:14.894	147,03 km/h	00:54.565	01:13.010	108,48 km/h
		Lauf 2:	00:01.660	00:01.788	00:14.770	151,01 km/h	00:52.749	01:10.967	111,60 km/h
		Lauf 3:	00:01.623	00:01.781	00:14.860	153,10 km/h	00:49.234	01:07.498	117,34 km/h
25	360	ALT Holger		Ford Escort RS2000					
		Lauf 1:	00:01.728	00:02.086	00:16.435	126,51 km/h	00:55.978	01:16.227	103,90 km/h
		Lauf 2:	00:01.716	00:02.095	00:16.258	136,51 km/h	00:55.450	01:15.519	104,87 km/h
		Lauf 3:	00:01.794	00:02.163	00:16.163	137,12 km/h	00:53.260	01:13.380	107,93 km/h

Sektorzeiten & Speeds - Gruppe H (DMSB, OSK) bis 2000 ccm - Klasse 22

Rg.	Nr.		Sektor 1 (15m)	Sektor 2 (15-50m)	Sektor 3	Speed Trap	Sektor 4	Laufzeit	Speed (Lauf)
26	368	SCHWANECKE Gero		VW Escher Golf 16 V					
		Lauf 1:	00:01.792	00:01.945	00:15.779	126,91 km/h	00:55.635	01:15.151	105,39 km/h
		Lauf 2:	00:01.717	00:01.985	00:16.052	132,90 km/h	00:57.630	01:17.384	102,35 km/h
		Lauf 3:	00:01.757	00:01.931	00:15.554	136,48 km/h	00:55.526	01:14.768	105,93 km/h