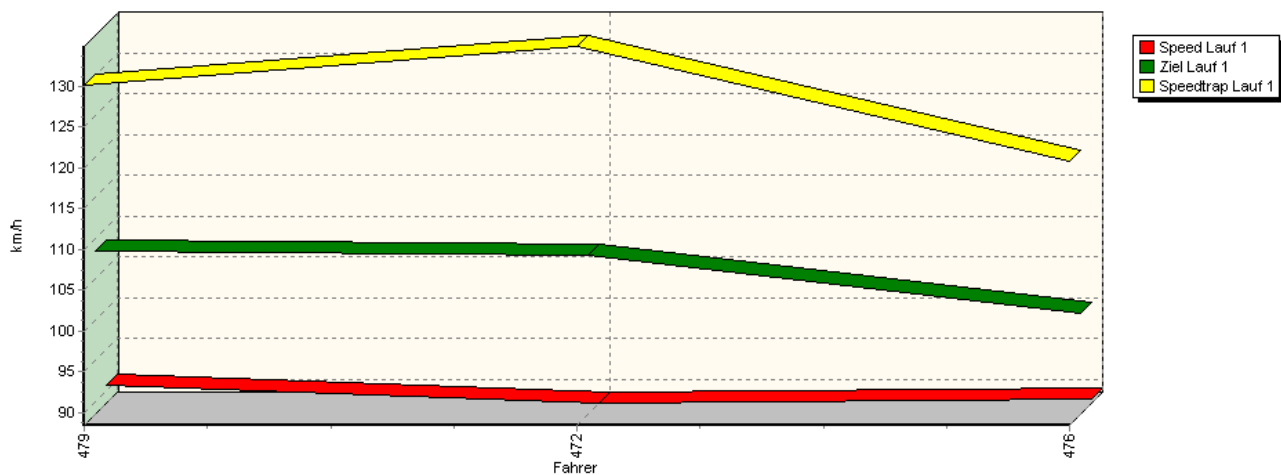
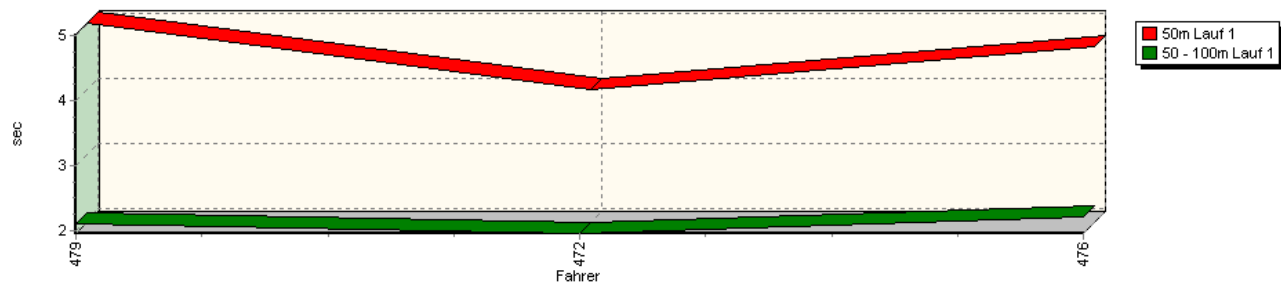


Sektorzeiten & Speeds - Rennen - Gruppe FS/E1-Bergrennen/E2-SH

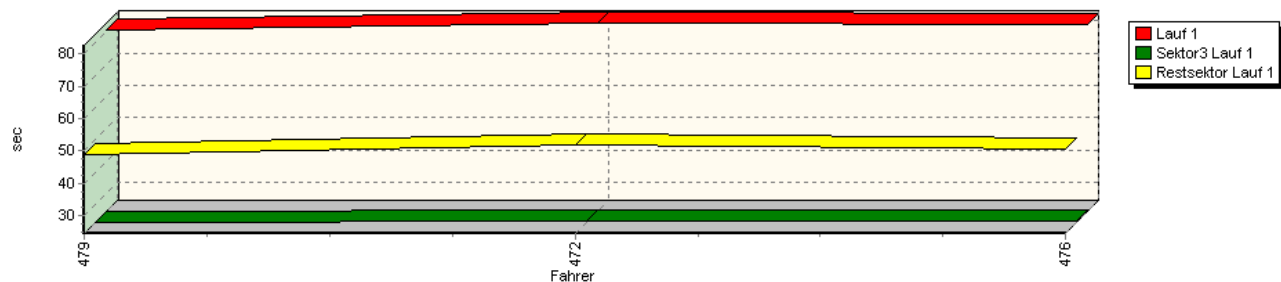
Speed-Diagramm Lauf 1



Sektor-Diagramm (Start) Lauf 1

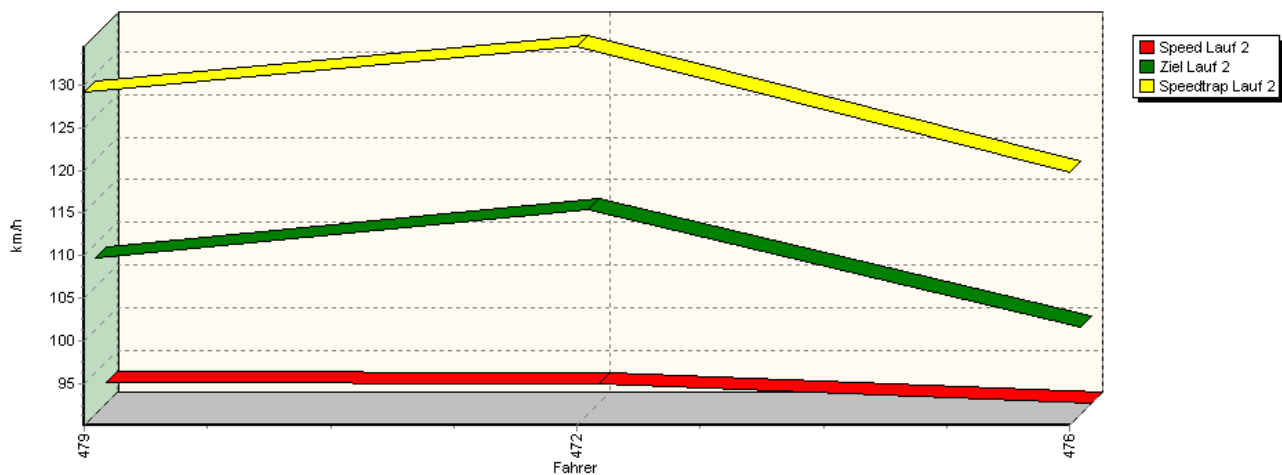


Sektor-Diagramm (Rest) Lauf 1

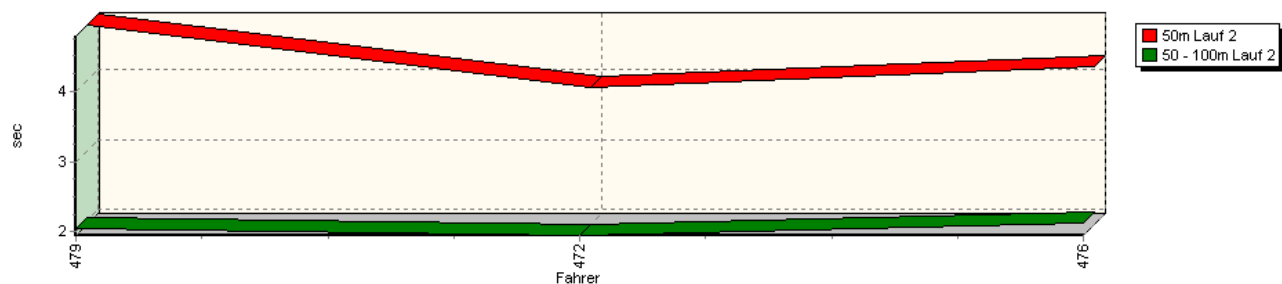


Sektorzeiten & Speeds - Rennen - Gruppe FS/E1-Bergrennen/E2-SH

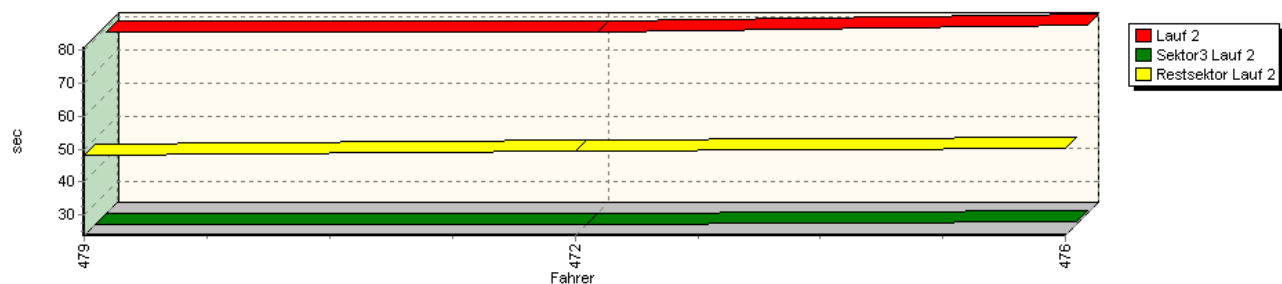
Speed-Diagramm Lauf 2



Sektor-Diagramm (Start) Lauf 2

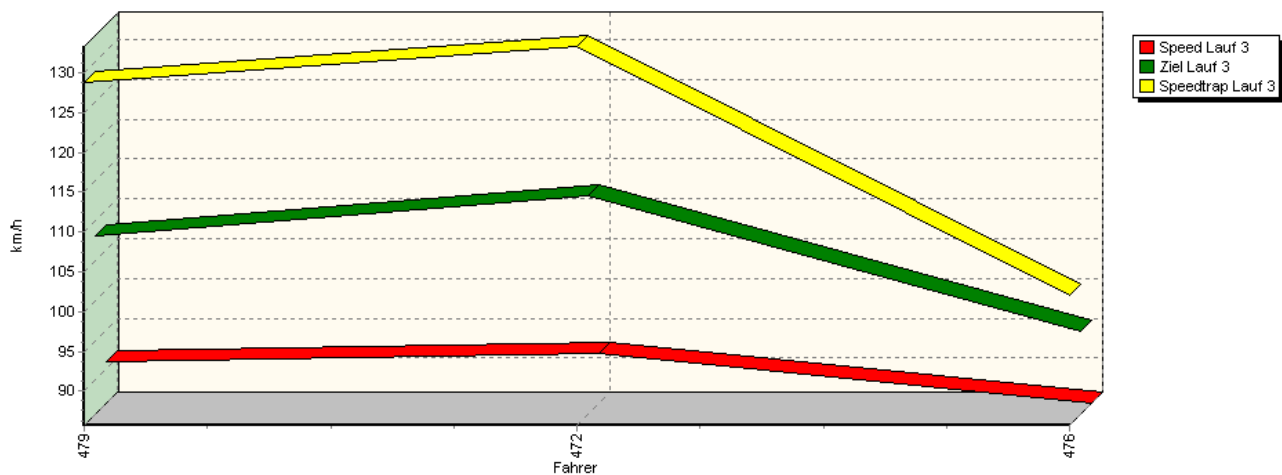


Sektor-Diagramm (Rest) Lauf 2

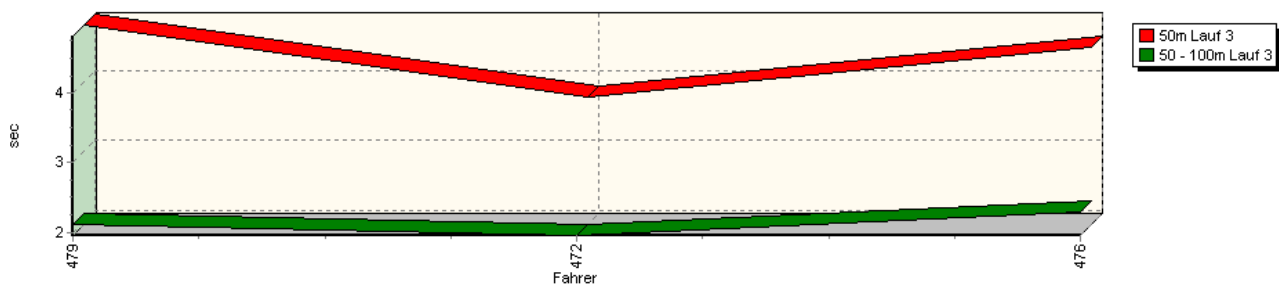


Sektorzeiten & Speeds - Rennen - Gruppe FS/E1-Bergrennen/E2-SH

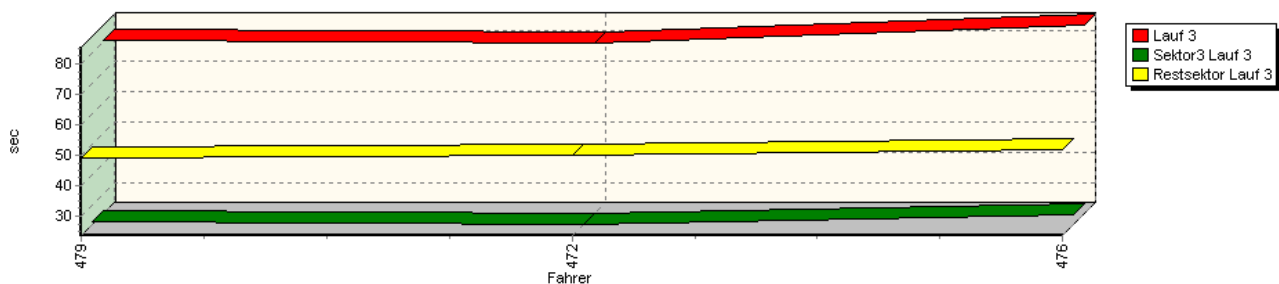
Speed-Diagramm Lauf 3



Sektor-Diagramm (Start) Lauf 3

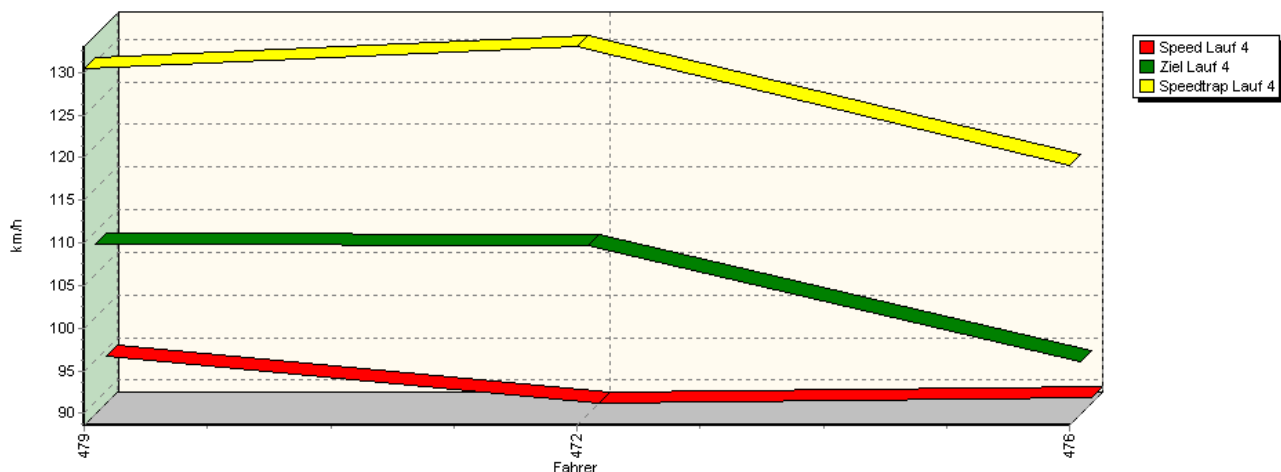


Sektor-Diagramm (Rest) Lauf 3

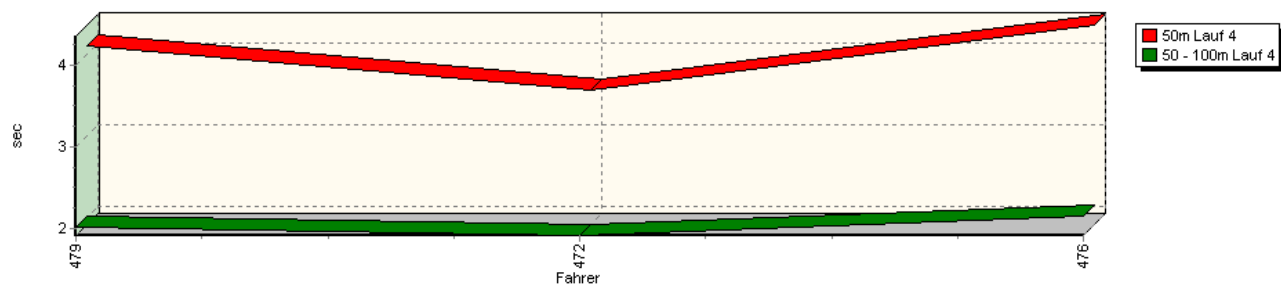


Sektorzeiten & Speeds - Rennen - Gruppe FS/E1-Bergrennen/E2-SH

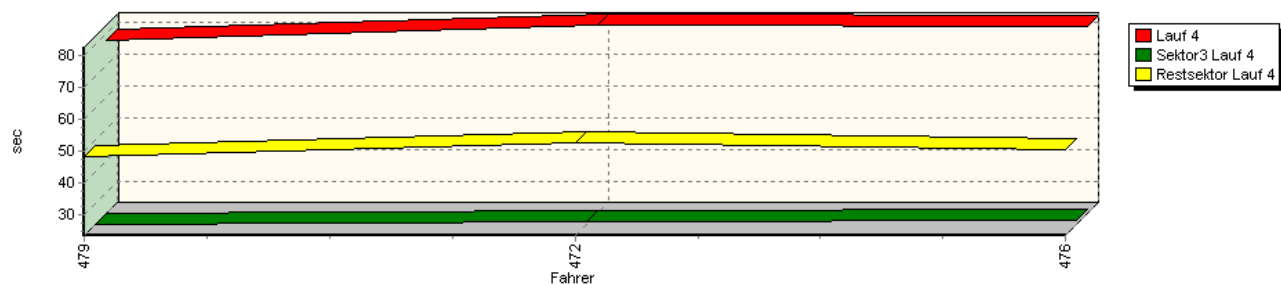
Speed-Diagramm Lauf 4



Sektor-Diagramm (Start) Lauf 4



Sektor-Diagramm (Rest) Lauf 4



Rg.	Nr.	Sektor 1 (50m)	Sektor 2 (50-100m)	Sektor 3	Speed Trap	Sektor 4	Speed (Ziel)	Laufzeit	Speed (Lauf)	
1	479	FERNER Kevin		HIQ Polo G60						
		Lauf 1:	00:05.015	00:02.110	00:24.553	130,11 km/h	00:49.014	108,49 km/h	01:20.692	90,57 km/h
		Lauf 2:	00:04.793	00:02.035	00:23.728	129,23 km/h	00:48.313	108,39 km/h	01:18.869	92,66 km/h
		Lauf 3:	00:04.802	00:02.122	00:24.531	128,84 km/h	00:48.842	108,06 km/h	01:20.297	91,01 km/h
		Lauf 4:	00:04.106	00:02.020	00:23.492	130,54 km/h	00:48.064	108,51 km/h	01:17.682	94,08 km/h




44. Osnabrücker ADAC Bergrennen

13. und 14. August 2011

Deutsche Bergmeisterschaft 2011

DMSB Bergpokal für Tourenwagen und Rennsportfahrzeuge

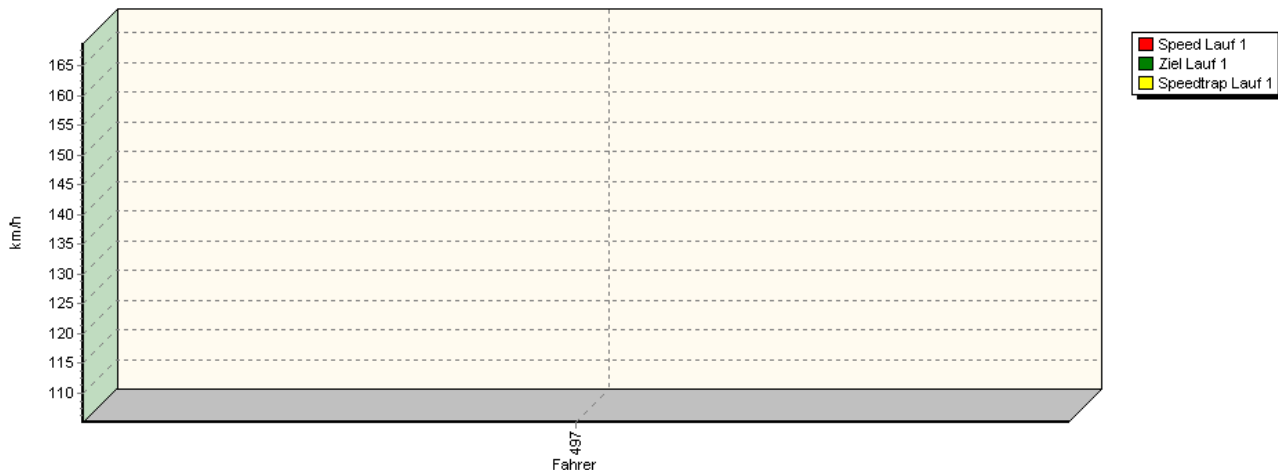
DMSB Classic-Berg-Pokal - KW Gruppe H Berg-Cup



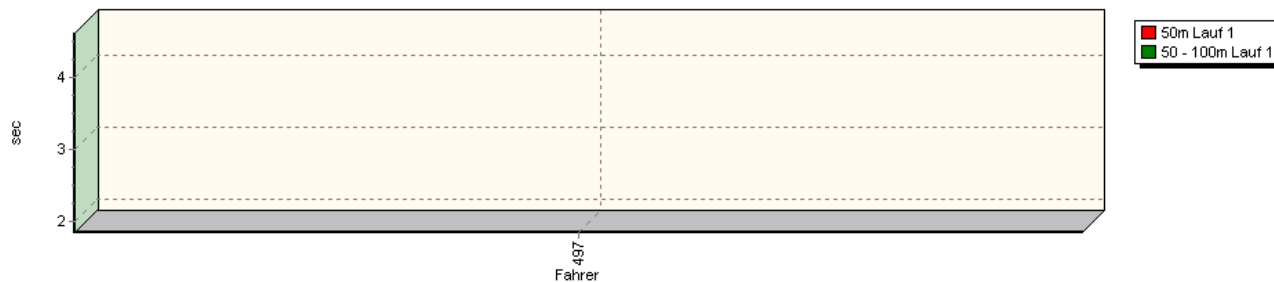
Sektorzeiten & Speeds - Rennen - Gruppe FS/E1-Bergrennen/E2-SH

Rg.	Nr.		Sektor 1 (50m)	Sektor 2 (50-100m)	Sektor 3	Speed Trap	Sektor 4	Speed (Ziel)	Laufzeit	Speed (Lauf)
2	472	URLAND Ronny		Trabant 601						
		Lauf 1:	00:04.001	00:01.957	00:24.834	134,92 km/h	00:51.832	107,96 km/h	01:22.624	88,45 km/h
		Lauf 2:	00:03.902	00:01.945	00:23.699	134,49 km/h	00:49.561	114,13 km/h	01:19.107	92,38 km/h
		Lauf 3:	00:03.774	00:01.966	00:23.723	133,29 km/h	00:50.038	113,18 km/h	01:19.501	91,92 km/h
		Lauf 4:	00:03.565	00:01.918	00:24.356	133,06 km/h	00:52.646	108,47 km/h	01:22.485	88,60 km/h
3	476	KIESER Werner		Ford Escort RS 2000						
		Lauf 1:	00:04.650	00:02.203	00:24.788	120,87 km/h	00:50.513	100,82 km/h	01:22.154	88,95 km/h
		Lauf 2:	00:04.193	00:02.114	00:24.660	119,85 km/h	00:50.079	100,37 km/h	01:21.046	90,17 km/h
		Lauf 3:	00:04.491	00:02.300	00:26.695	101,97 km/h	00:51.747	96,15 km/h	01:25.233	85,74 km/h
		Lauf 4:	00:04.356	00:02.156	00:24.904	119,12 km/h	00:50.474	94,75 km/h	01:21.890	89,24 km/h

Speed-Diagramm Lauf 1



Sektor-Diagramm (Start) Lauf 1






44. Osnabrücker ADAC Bergrennen

13. und 14. August 2011

Deutsche Bergmeisterschaft 2011

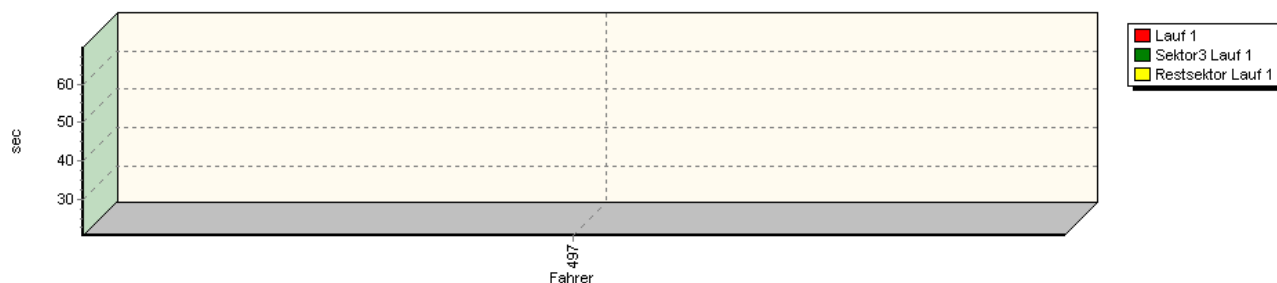
DMSB Bergpokal für Tourenwagen und Rennsportfahrzeuge

DMSB Classic-Berg-Pokal - KW Gruppe H Berg-Cup

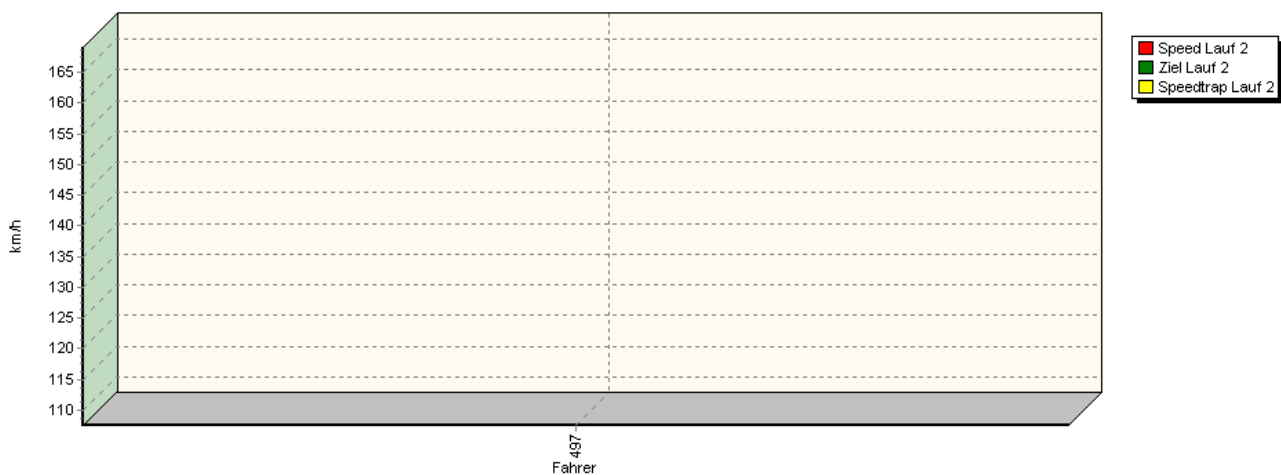


Sektorzeiten & Speeds - Rennen - Gruppe FS/E1-Bergrennen/E2-SH

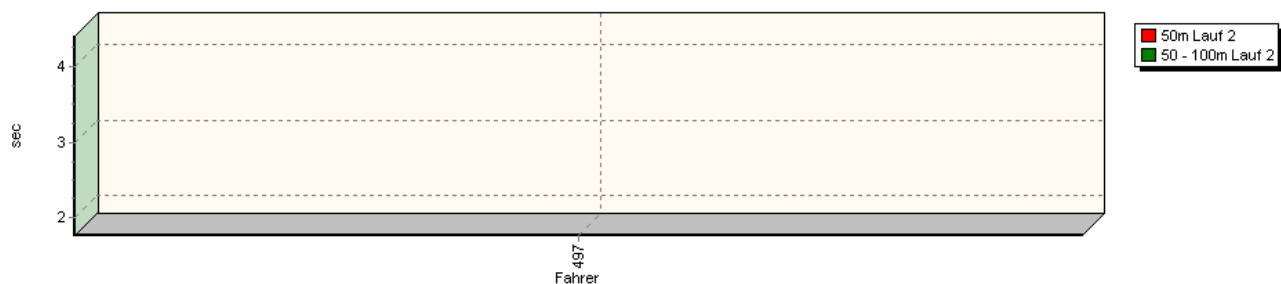
Sektor-Diagramm (Rest) Lauf 1



Speed-Diagramm Lauf 2



Sektor-Diagramm (Start) Lauf 2






44. Osnabrücker ADAC Bergrennen

13. und 14. August 2011

Deutsche Bergmeisterschaft 2011

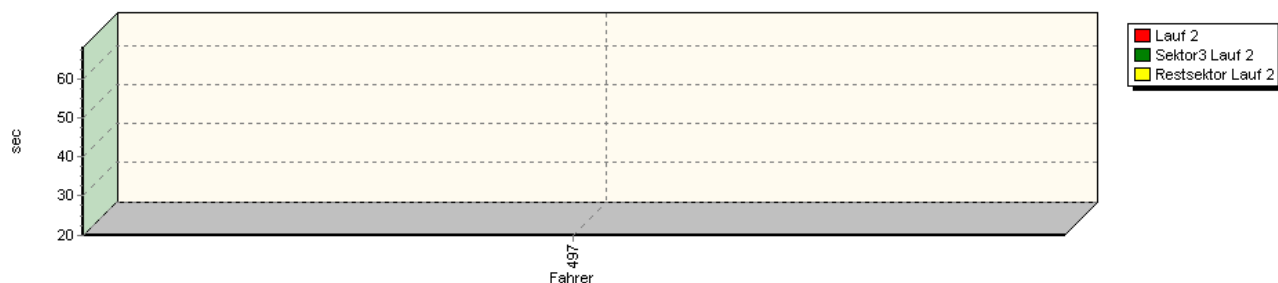
DMSB Bergpokal für Tourenwagen und Rennsportfahrzeuge

DMSB Classic-Berg-Pokal - KW Gruppe H Berg-Cup

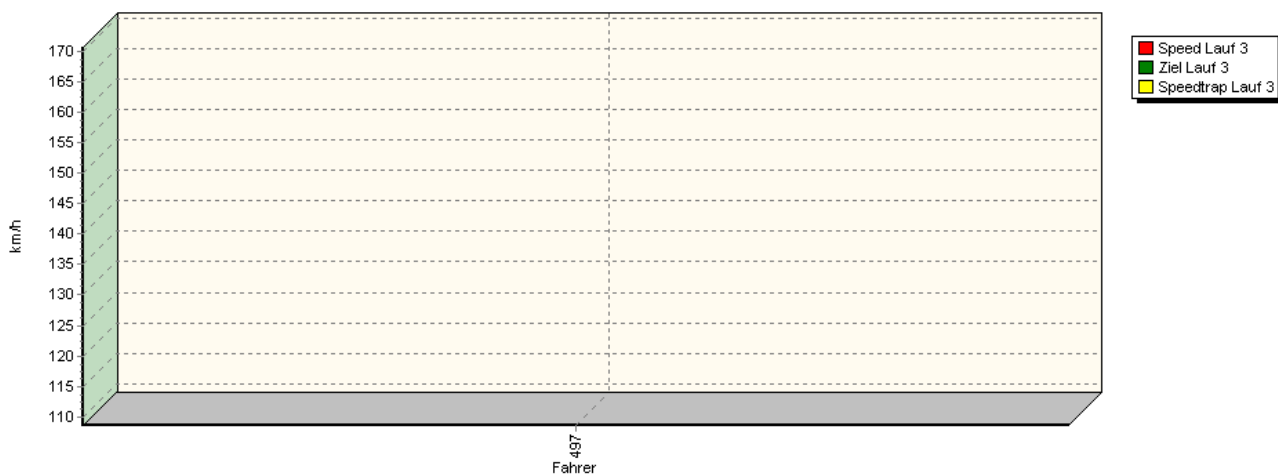


Sektorzeiten & Speeds - Rennen - Gruppe FS/E1-Bergrennen/E2-SH

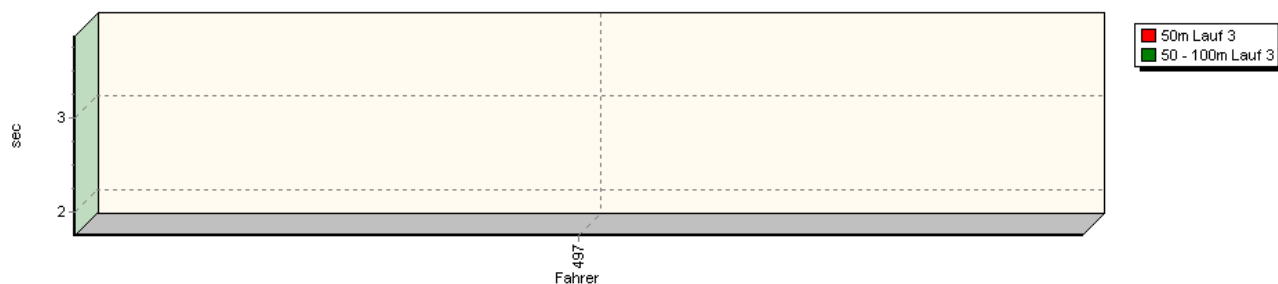
Sektor-Diagramm (Rest) Lauf 2



Speed-Diagramm Lauf 3



Sektor-Diagramm (Start) Lauf 3






44. Osnabrücker ADAC Bergrennen

13. und 14. August 2011

Deutsche Bergmeisterschaft 2011

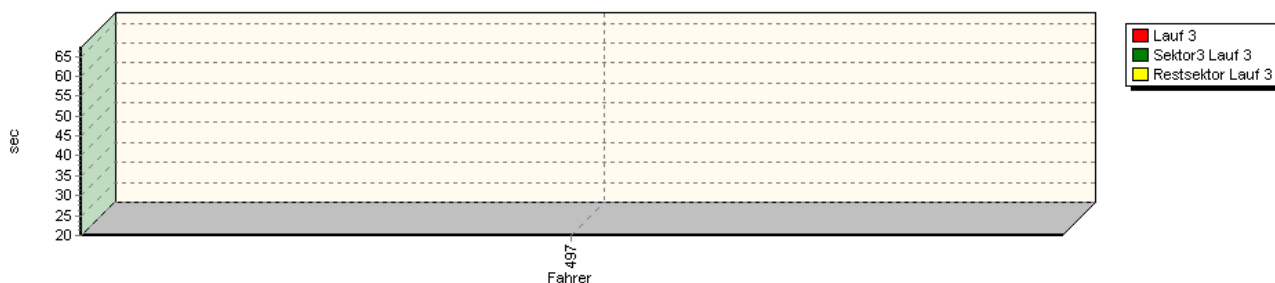
DMSB Bergpokal für Tourenwagen und Rennsportfahrzeuge

DMSB Classic-Berg-Pokal - KW Gruppe H Berg-Cup

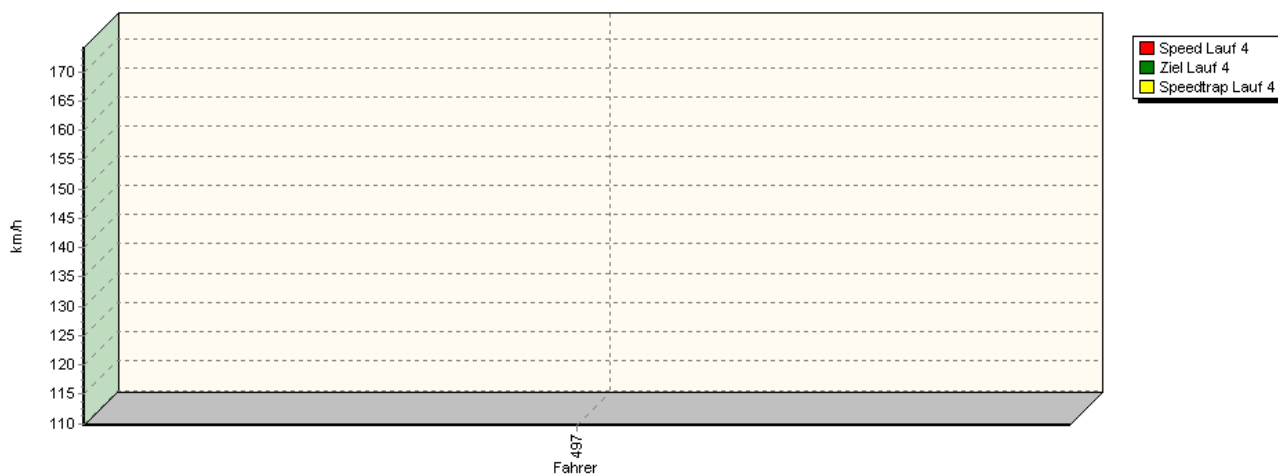


Sektorzeiten & Speeds - Rennen - Gruppe FS/E1-Bergrennen/E2-SH

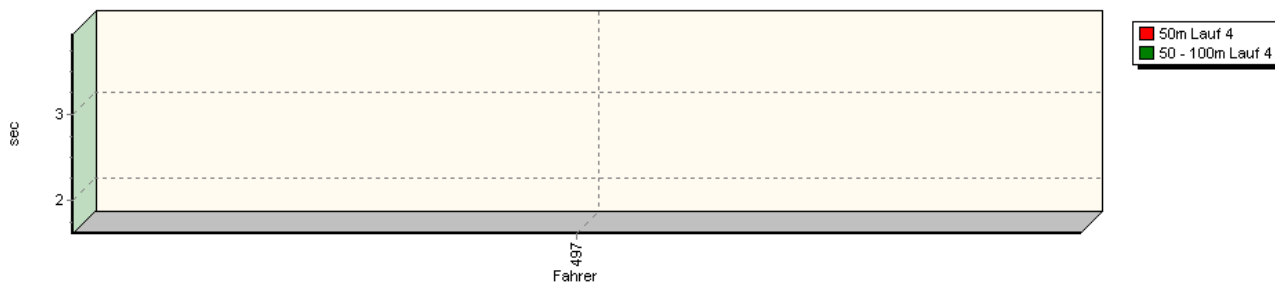
Sektor-Diagramm (Rest) Lauf 3



Speed-Diagramm Lauf 4



Sektor-Diagramm (Start) Lauf 4






44. Osnabrücker ADAC Bergrennen

13. und 14. August 2011

Deutsche Bergmeisterschaft 2011

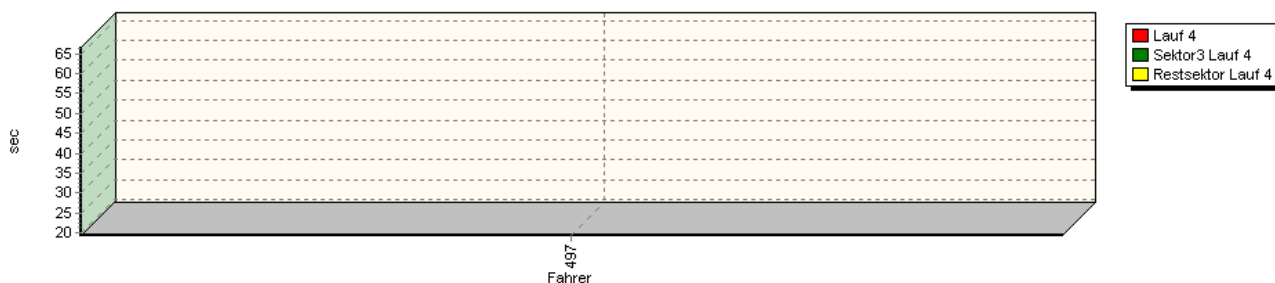
DMSB Bergpokal für Tourenwagen und Rennsportfahrzeuge

DMSB Classic-Berg-Pokal - KW Gruppe H Berg-Cup



Sektorzeiten & Speeds - Rennen - Gruppe FS/E1-Bergrennen/E2-SH

Sektor-Diagramm (Rest) Lauf 4



Rg.	Nr.	Sektor 1 (50m)	Sektor 2 (50-100m)	Sektor 3	Speed Trap	Sektor 4	Speed (Ziel)	Laufzeit	Speed (Lauf)	
1	497	MEISEL Reto		Mercedes Benz RM1 V8						
		Lauf 1:	00:04.620	00:01.843	00:20.737	168,80 km/h	00:42.338	130,55 km/h	01:09.538	105,09 km/h
		Lauf 2:	00:04.415	00:01.759	00:19.877	169,08 km/h	00:41.915	133,33 km/h	01:07.966	107,52 km/h
		Lauf 3:	00:03.861	00:01.744	00:19.983	170,58 km/h	00:41.692	134,54 km/h	01:07.280	108,62 km/h
		Lauf 4:	00:03.934	00:01.620	00:19.287	174,16 km/h	00:41.805	129,45 km/h	01:06.646	109,65 km/h