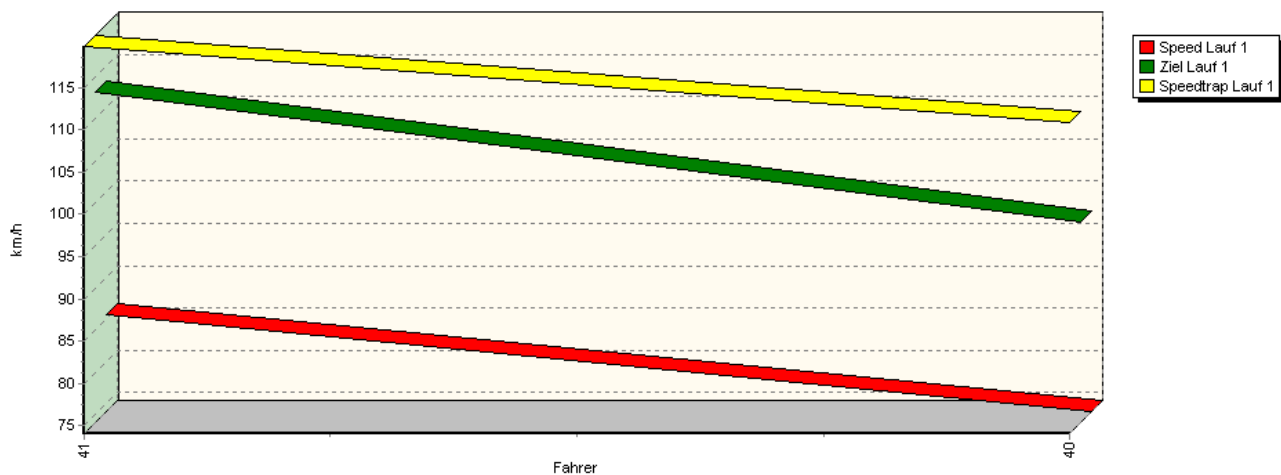
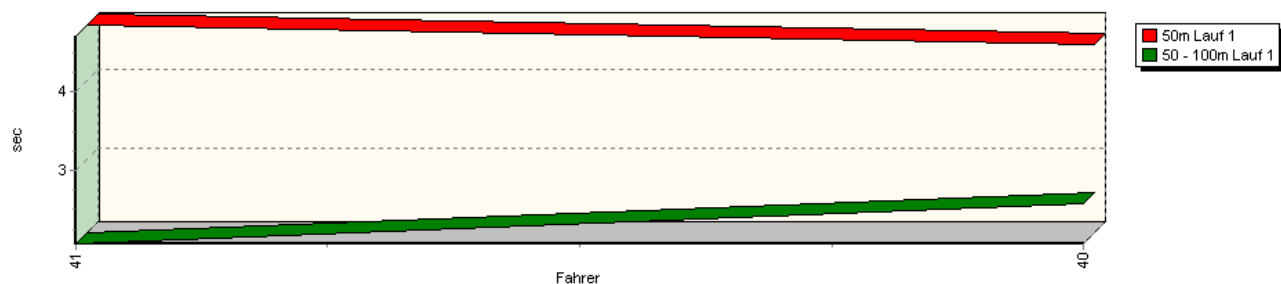


## Sektorzeiten & Speeds - Rennen - Division II

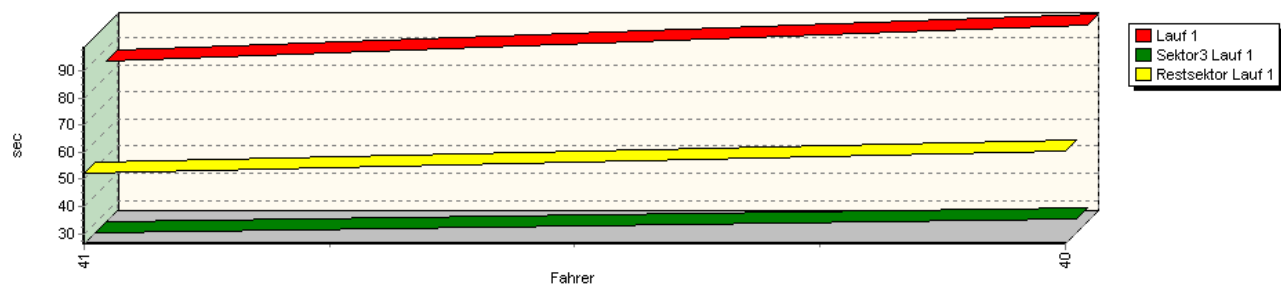
Speed-Diagramm Lauf 1



Sektor-Diagramm (Start) Lauf 1

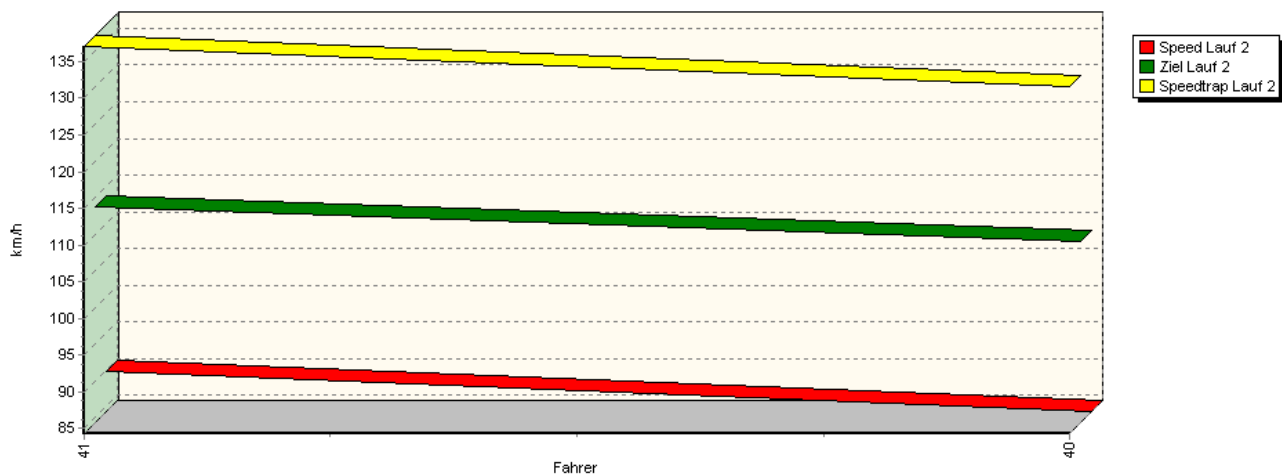


Sektor-Diagramm (Rest) Lauf 1

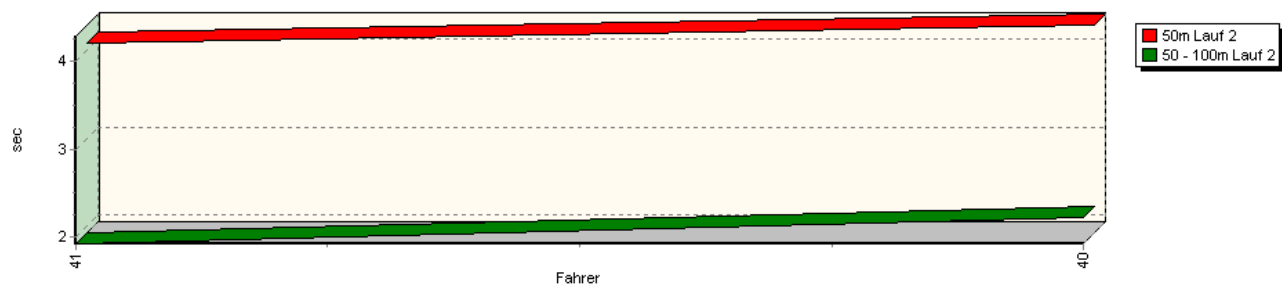


## Sektorzeiten & Speeds - Rennen - Division II

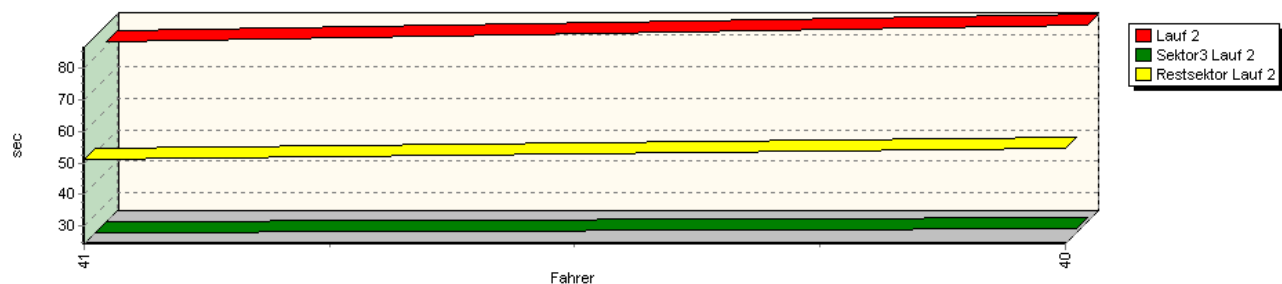
Speed-Diagramm Lauf 2



Sektor-Diagramm (Start) Lauf 2

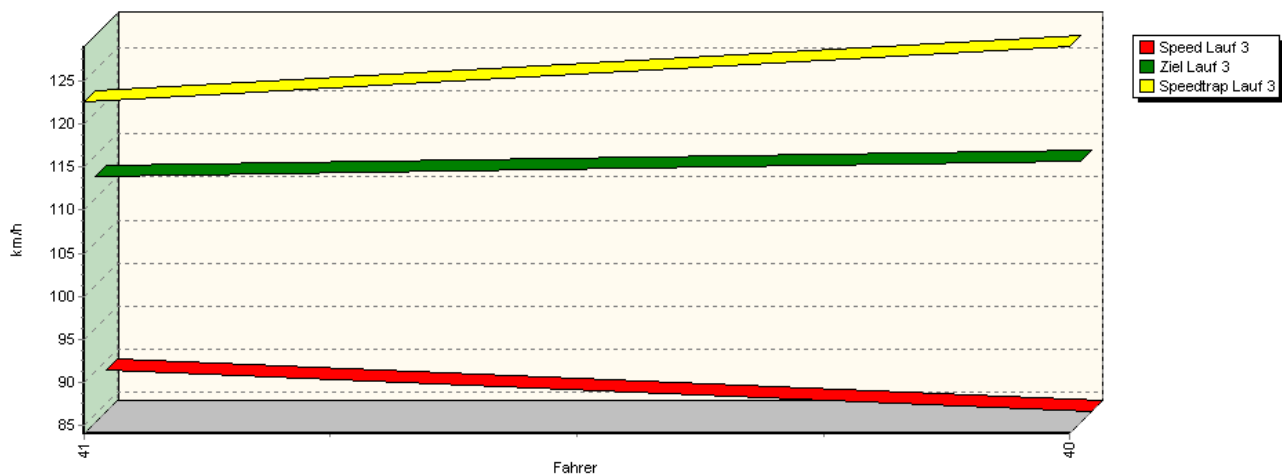


Sektor-Diagramm (Rest) Lauf 2

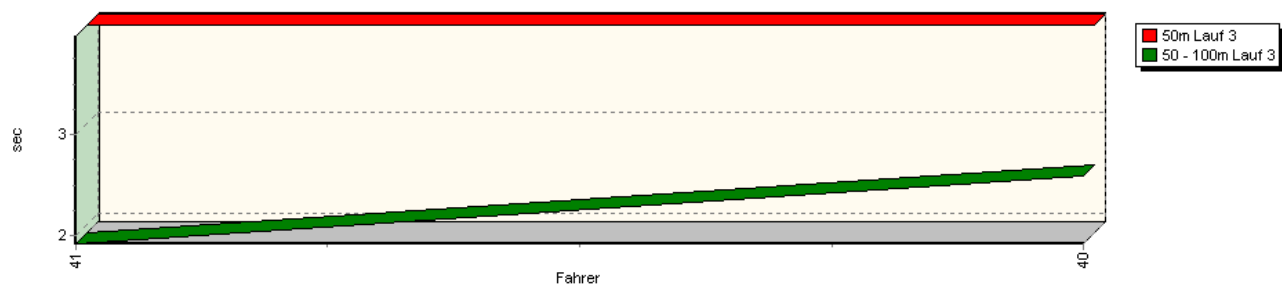


## Sektorzeiten & Speeds - Rennen - Division II

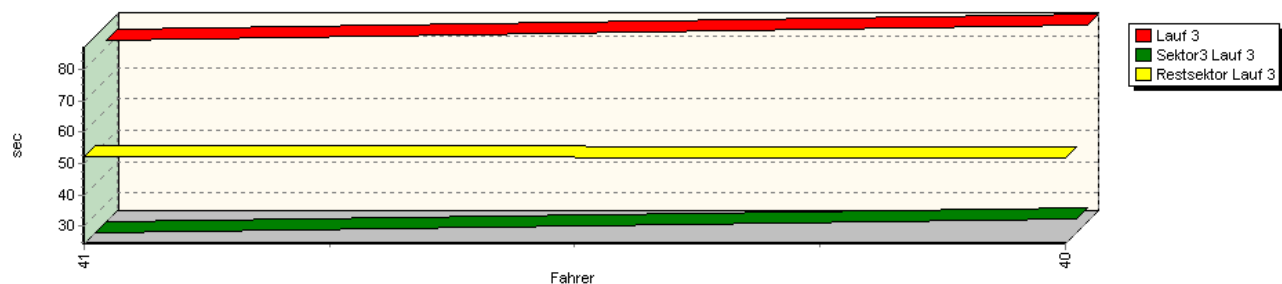
Speed-Diagramm Lauf 3



Sektor-Diagramm (Start) Lauf 3

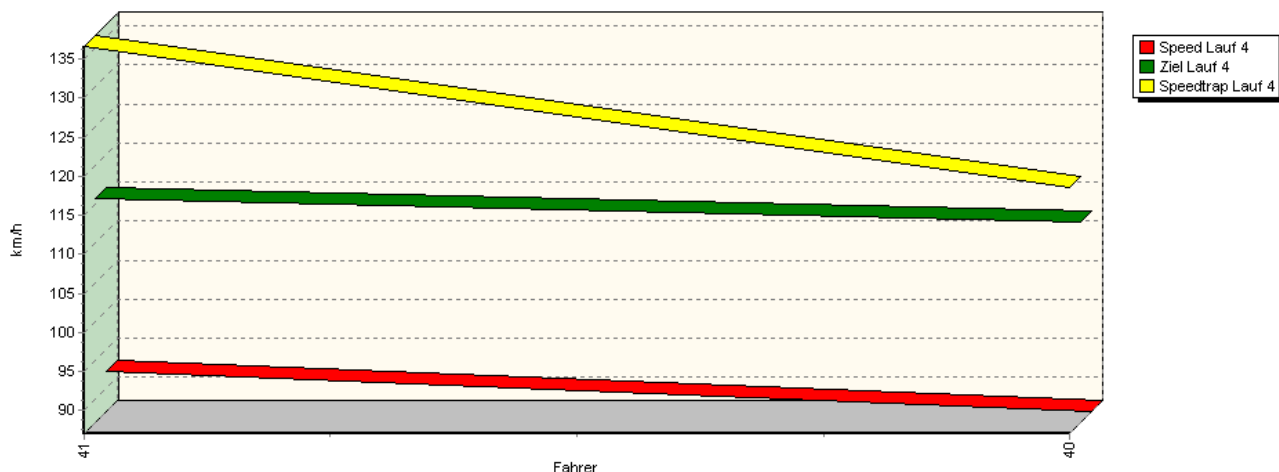


Sektor-Diagramm (Rest) Lauf 3



## Sektorzeiten & Speeds - Rennen - Division II

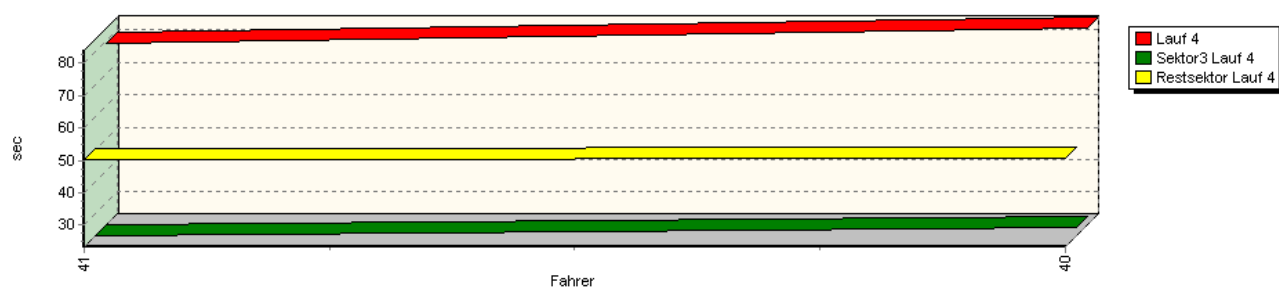
### Speed-Diagramm Lauf 4



### Sektor-Diagramm (Start) Lauf 4



### Sektor-Diagramm (Rest) Lauf 4

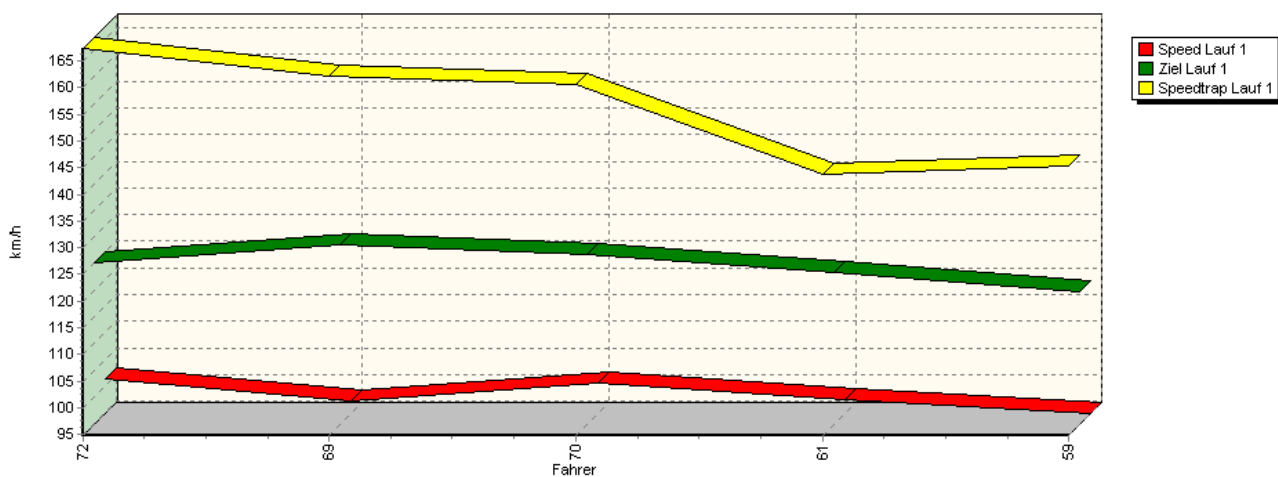


Rg.	Nr.	Sektor 1 (50m)	Sektor 2 (50-100m)	Sektor 3	Speed Trap	Sektor 4	Speed (Ziel)	Laufzeit	Speed (Lauf)	
1	41	KAUFEL Uwe		Pedrazza C/3 M92						
		Lauf 1:	00:04.721	00:02.047	00:26.227	119,87 km/h	00:52.501	113,09 km/h	01:25.496	85,48 km/h
		Lauf 2:	00:04.084	00:01.928	00:24.281	137,07 km/h	00:51.062	113,63 km/h	01:21.355	89,83 km/h
		Lauf 3:	00:03.988	00:01.910	00:24.350	122,65 km/h	00:52.017	112,64 km/h	01:22.265	88,84 km/h
		Lauf 4:	00:03.685	00:01.817	00:23.377	136,61 km/h	00:50.349	115,73 km/h	01:19.228	92,24 km/h

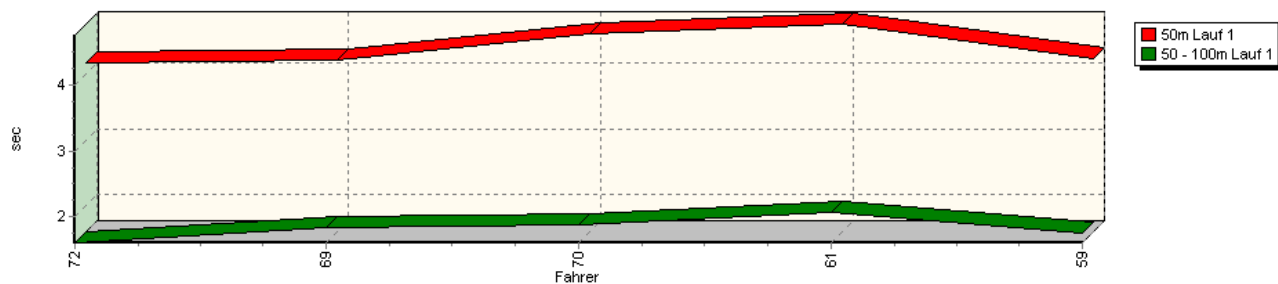
## Sektorzeiten & Speeds - Rennen - Division II

Rg.	Nr.		Sektor 1 (50m)	Sektor 2 (50-100m)	Sektor 3	Speed Trap	Sektor 4	Speed (Ziel)	Laufzeit	Speed (Lauf)
2	40	<b>SIEBERT Gerhard</b>		Osella PA 18						
		Lauf 1:	00:04.473	00:02.562	00:31.132	110,94 km/h	01:00.518	97,85 km/h	01:38.685	74,05 km/h
		Lauf 2:	00:04.288	00:02.222	00:25.661	131,56 km/h	00:54.540	109,04 km/h	01:26.711	84,28 km/h
		Lauf 3:	00:03.983	00:02.595	00:28.702	129,05 km/h	00:51.705	114,35 km/h	01:26.985	84,01 km/h
		Lauf 4:	00:04.423	00:02.718	00:26.119	118,63 km/h	00:50.686	112,68 km/h	01:23.946	87,06 km/h

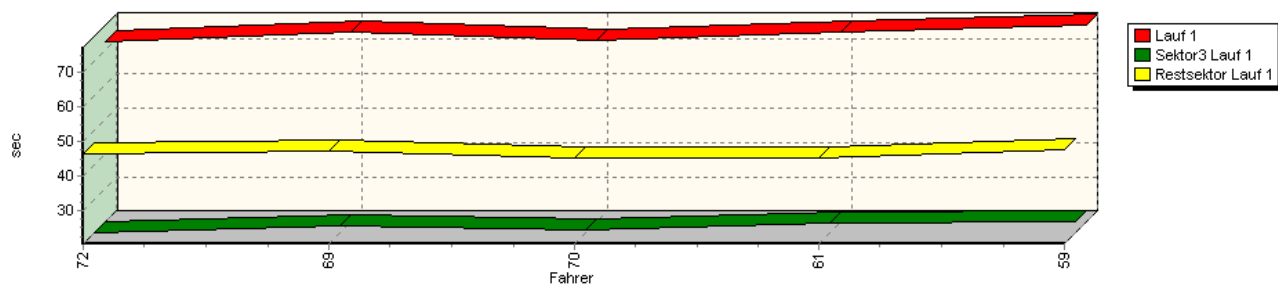
Speed-Diagramm Lauf 1



Sektor-Diagramm (Start) Lauf 1

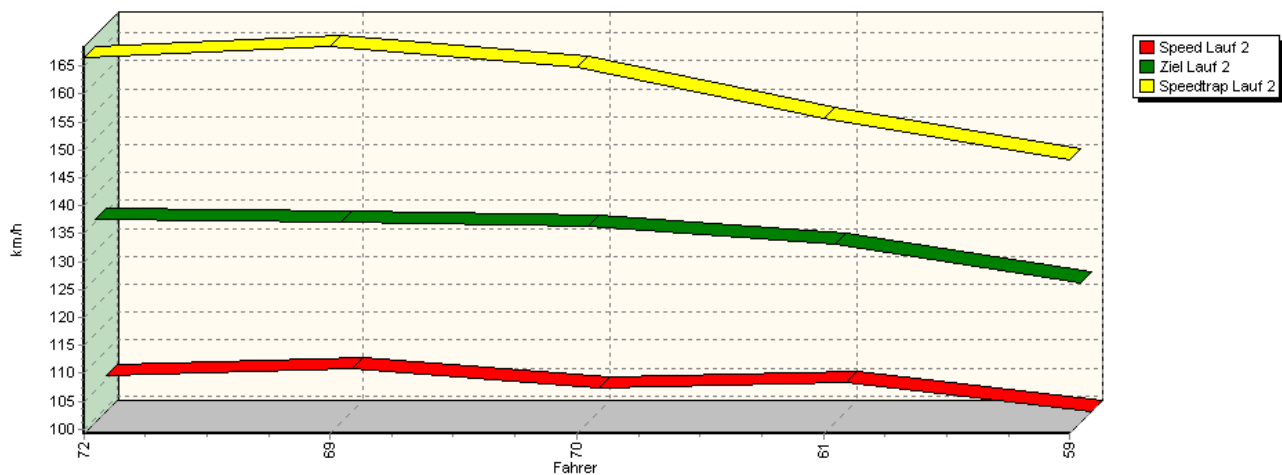


Sektor-Diagramm (Rest) Lauf 1

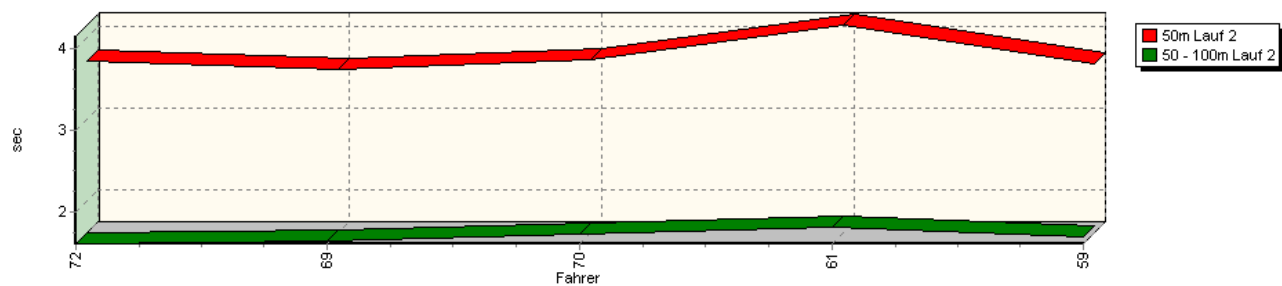


## Sektorzeiten & Speeds - Rennen - Division II

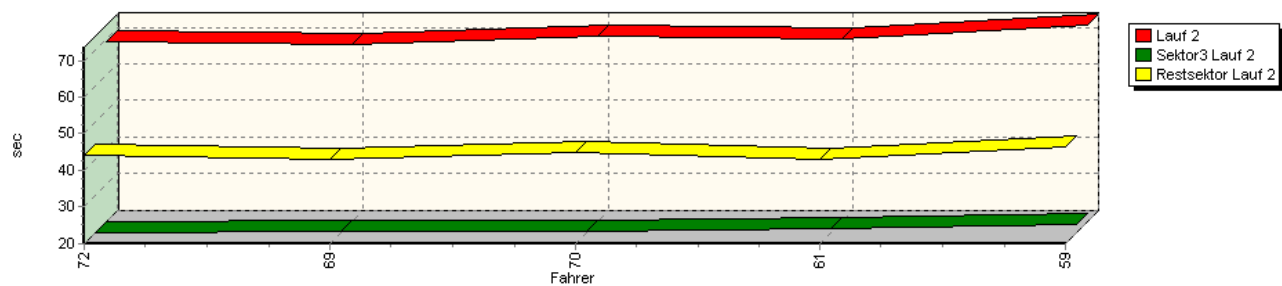
Speed-Diagramm Lauf 2



Sektor-Diagramm (Start) Lauf 2

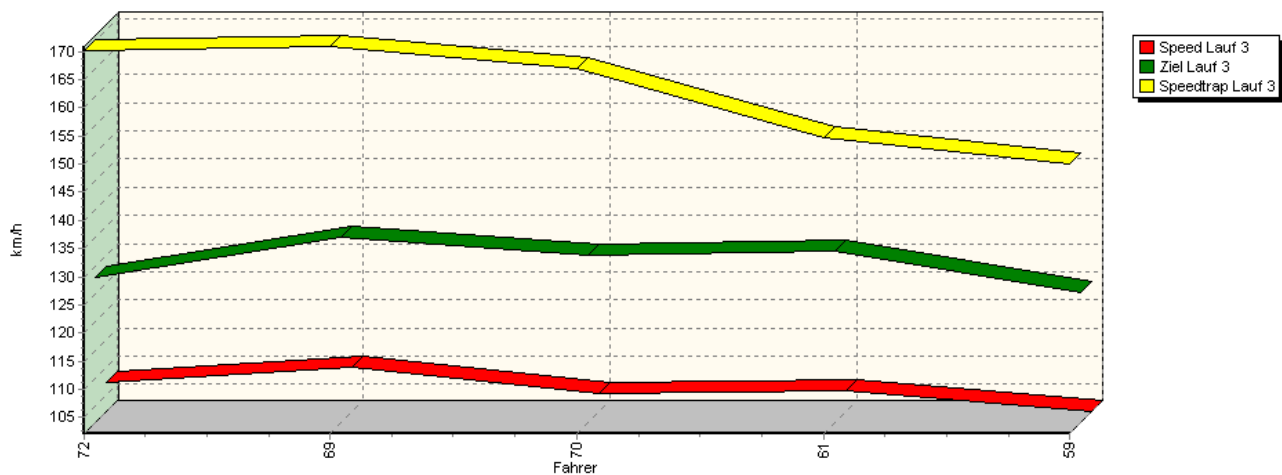


Sektor-Diagramm (Rest) Lauf 2

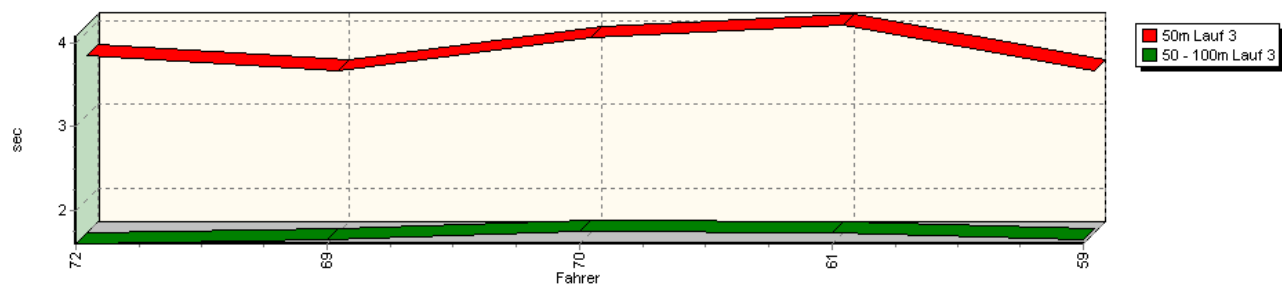


## Sektorzeiten & Speeds - Rennen - Division II

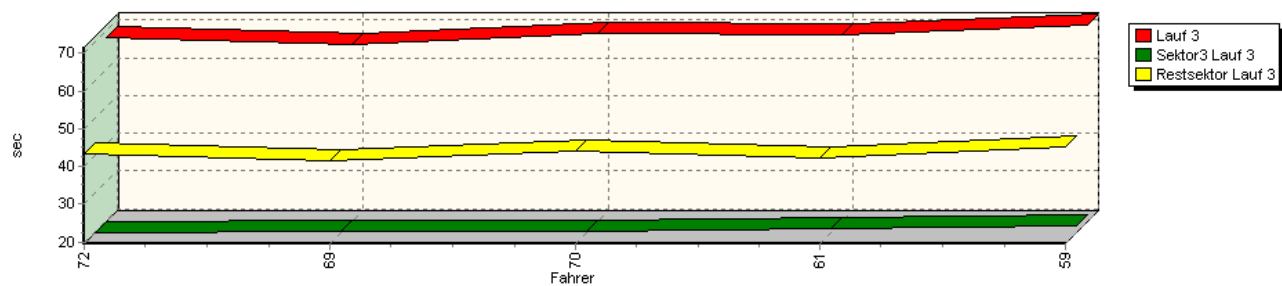
Speed-Diagramm Lauf 3



Sektor-Diagramm (Start) Lauf 3

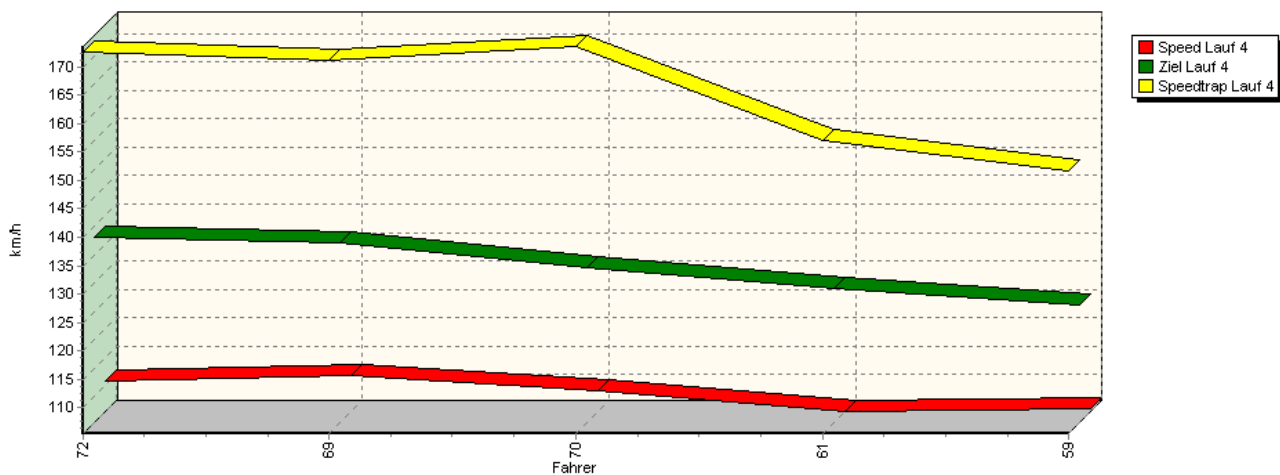


Sektor-Diagramm (Rest) Lauf 3

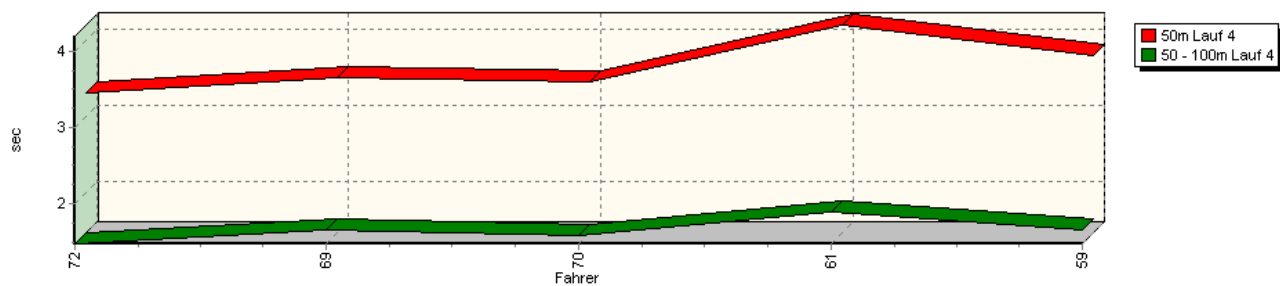


## Sektorzeiten & Speeds - Rennen - Division II

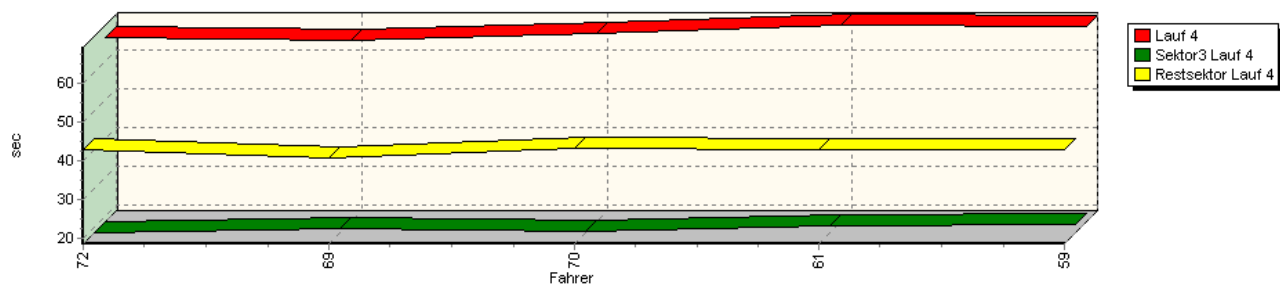
Speed-Diagramm Lauf 4



Sektor-Diagramm (Start) Lauf 4



Sektor-Diagramm (Rest) Lauf 4



Rg.	Nr.		Sektor 1 (50m)	Sektor 2 (50-100m)	Sektor 3	Speed Trap	Sektor 4	Speed (Ziel)	Laufzeit	Speed (Lauf)
1	72	<b>SCHMITZ Joe</b>		Radical SR8/LM						
		Lauf 1:	00:04.164	00:01.609	00:20.316	167,38 km/h	00:46.111	125,15 km/h	01:12.200	101,22 km/h
		Lauf 2:	00:03.710	00:01.608	00:19.851	166,67 km/h	00:43.996	135,51 km/h	01:09.165	105,66 km/h
		Lauf 3:	00:03.722	00:01.594	00:19.556	170,06 km/h	00:43.224	127,86 km/h	01:08.096	107,32 km/h
		Lauf 4:	00:03.316	00:01.478	00:18.425	172,57 km/h	00:42.775	138,04 km/h	01:05.994	110,74 km/h




## 44. Osnabrücker ADAC Bergrennen

13. und 14. August 2011

Deutsche Bergmeisterschaft 2011

DMSB Bergpokal für Tourenwagen und Rennsportfahrzeuge

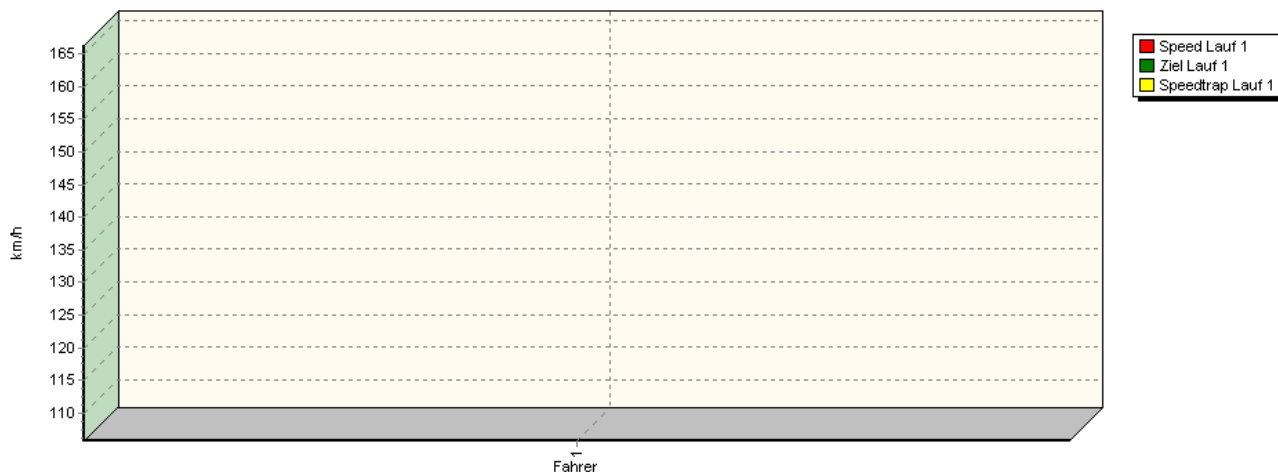
DMSB Classic-Berg-Pokal - KW Gruppe H Berg-Cup



### Sektorzeiten & Speeds - Rennen - Division II

Rg.	Nr.	Sektor 1 (50m)	Sektor 2 (50-100m)	Sektor 3	Speed Trap	Sektor 4	Speed (Ziel)	Laufzeit	Speed (Lauf)	
2	69	<b>BEHNKE Peter</b>		Osella PA 20						
		Lauf 1:	00:04.217	00:01.830	00:22.324	162,27 km/h	00:46.907	128,49 km/h	01:15.278	97,08 km/h
		Lauf 2:	00:03.607	00:01.645	00:20.298	168,54 km/h	00:42.846	135,19 km/h	01:08.396	106,85 km/h
		Lauf 3:	00:03.539	00:01.647	00:19.759	170,89 km/h	00:41.499	135,15 km/h	01:06.444	109,99 km/h
		Lauf 4:	00:03.521	00:01.663	00:19.533	171,14 km/h	00:40.667	137,07 km/h	01:05.384	111,77 km/h
3	70	<b>BEHNKE Michael</b>		Osella PA 20						
		Lauf 1:	00:04.609	00:01.892	00:21.099	160,71 km/h	00:45.143	126,72 km/h	01:12.743	100,46 km/h
		Lauf 2:	00:03.741	00:01.724	00:20.384	164,79 km/h	00:44.845	134,25 km/h	01:10.694	103,38 km/h
		Lauf 3:	00:03.929	00:01.746	00:19.851	167,01 km/h	00:43.918	131,88 km/h	01:09.444	105,24 km/h
		Lauf 4:	00:03.450	00:01.586	00:18.930	173,58 km/h	00:43.085	132,61 km/h	01:07.051	108,99 km/h
4	61	<b>OLBRICH Georg</b>		Osella PA 21P						
		Lauf 1:	00:04.761	00:02.080	00:23.069	143,73 km/h	00:45.072	123,33 km/h	01:14.982	97,46 km/h
		Lauf 2:	00:04.159	00:01.811	00:21.068	155,58 km/h	00:42.886	131,27 km/h	01:09.924	104,51 km/h
		Lauf 3:	00:04.083	00:01.735	00:20.790	154,78 km/h	00:42.388	132,66 km/h	01:08.996	105,92 km/h
		Lauf 4:	00:04.203	00:01.898	00:20.380	157,07 km/h	00:42.832	129,02 km/h	01:09.313	105,43 km/h
5	59	<b>LETMADE Bernd</b>		Norma M20						
		Lauf 1:	00:04.232	00:01.748	00:23.439	145,23 km/h	00:47.676	119,64 km/h	01:17.095	94,79 km/h
		Lauf 2:	00:03.675	00:01.690	00:21.960	148,31 km/h	00:46.337	124,15 km/h	01:13.662	99,21 km/h
		Lauf 3:	00:03.539	00:01.649	00:21.310	149,93 km/h	00:45.048	125,18 km/h	01:11.546	102,14 km/h
		Lauf 4:	00:03.811	00:01.661	00:20.708	151,62 km/h	00:42.851	126,20 km/h	01:09.031	105,87 km/h

Speed-Diagramm Lauf 1






## 44. Osnabrücker ADAC Bergrennen

13. und 14. August 2011

Deutsche Bergmeisterschaft 2011

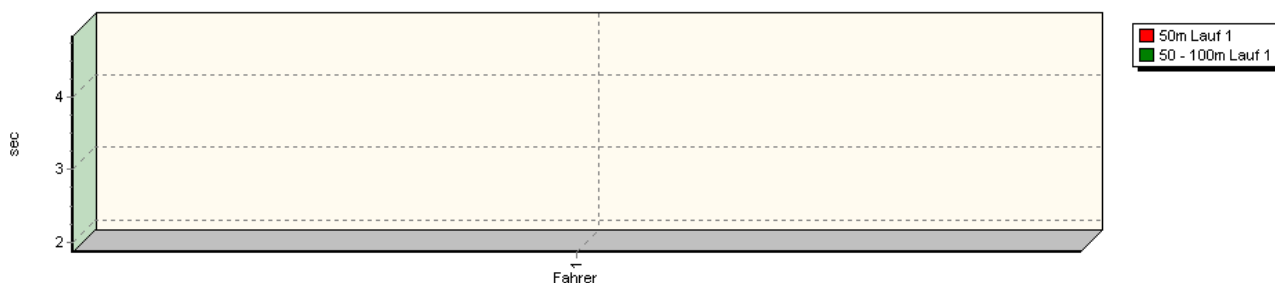
DMSB Bergpokal für Tourenwagen und Rennsportfahrzeuge

DMSB Classic-Berg-Pokal - KW Gruppe H Berg-Cup

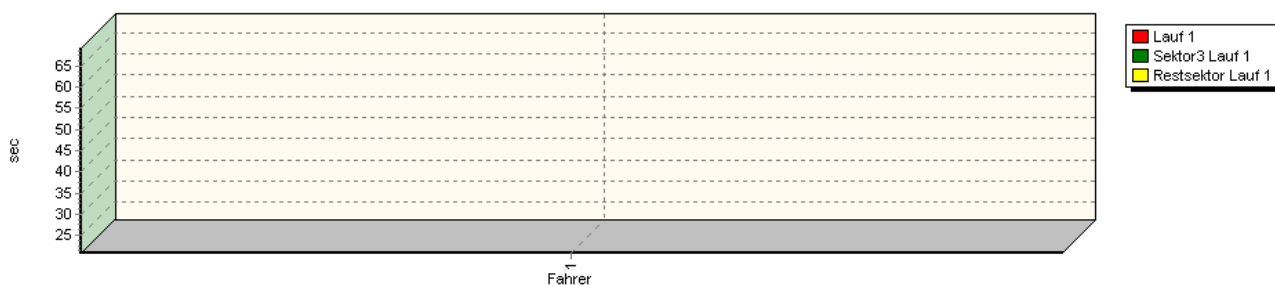


### Sektorzeiten & Speeds - Rennen - Division II

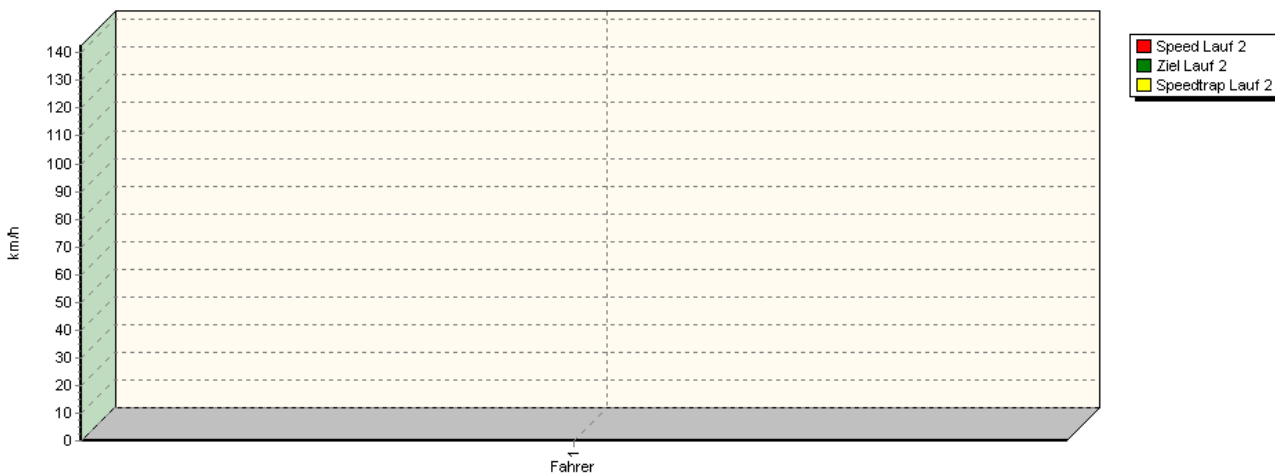
Sektor-Diagramm (Start) Lauf 1



Sektor-Diagramm (Rest) Lauf 1



Speed-Diagramm Lauf 2






## 44. Osnabrücker ADAC Bergrennen

13. und 14. August 2011

Deutsche Bergmeisterschaft 2011

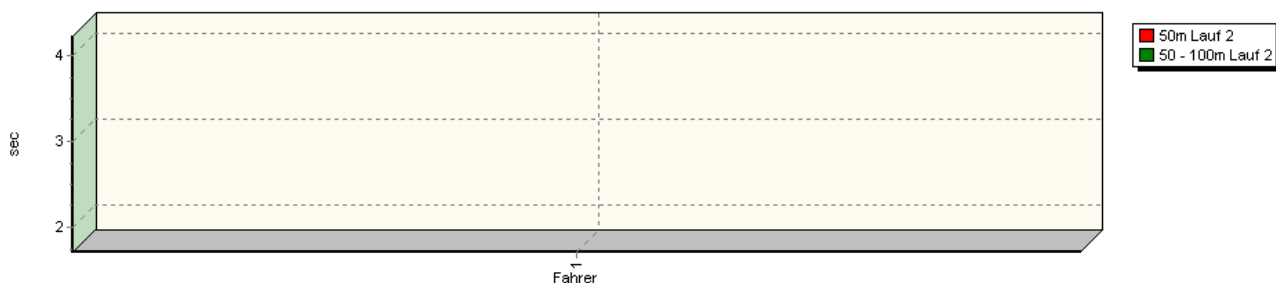
DMSB Bergpokal für Tourenwagen und Rennsportfahrzeuge

DMSB Classic-Berg-Pokal - KW Gruppe H Berg-Cup

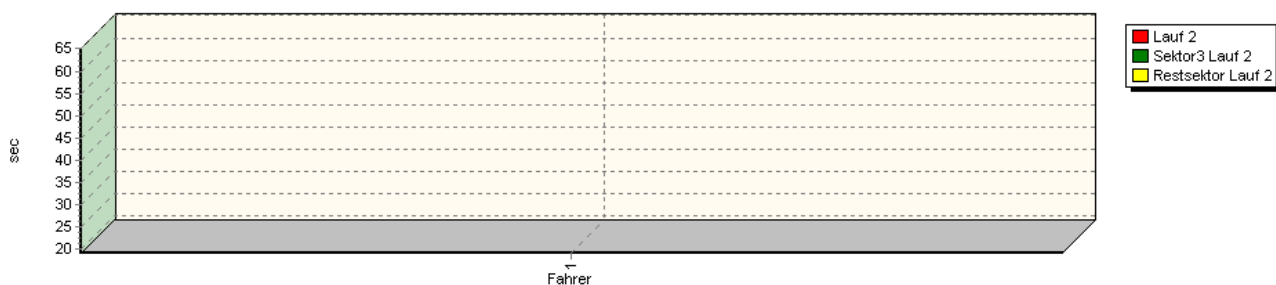


### Sektorzeiten & Speeds - Rennen - Division II

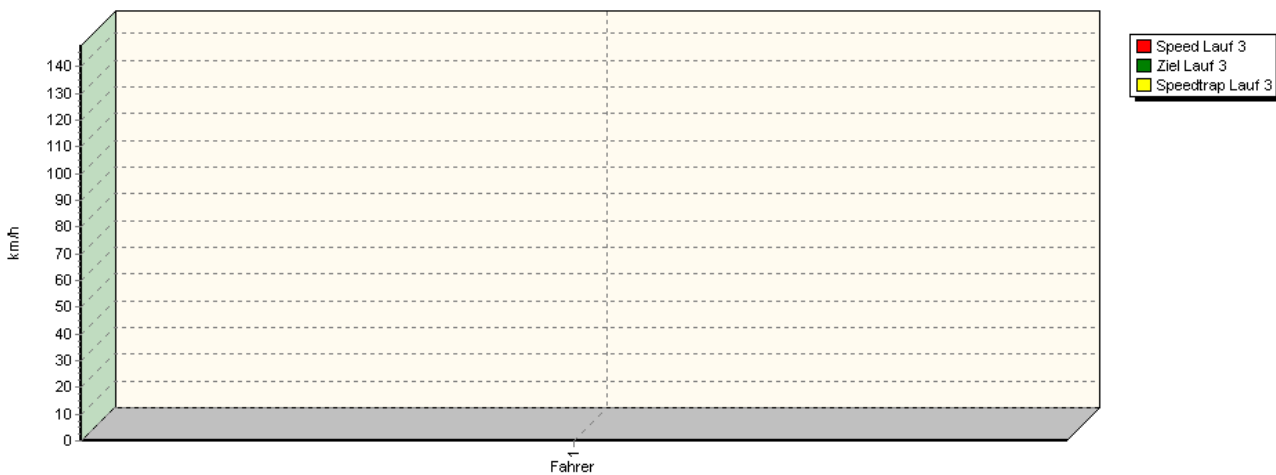
Sektor-Diagramm (Start) Lauf 2



Sektor-Diagramm (Rest) Lauf 2



Speed-Diagramm Lauf 3






## 44. Osnabrücker ADAC Bergrennen

13. und 14. August 2011

Deutsche Bergmeisterschaft 2011

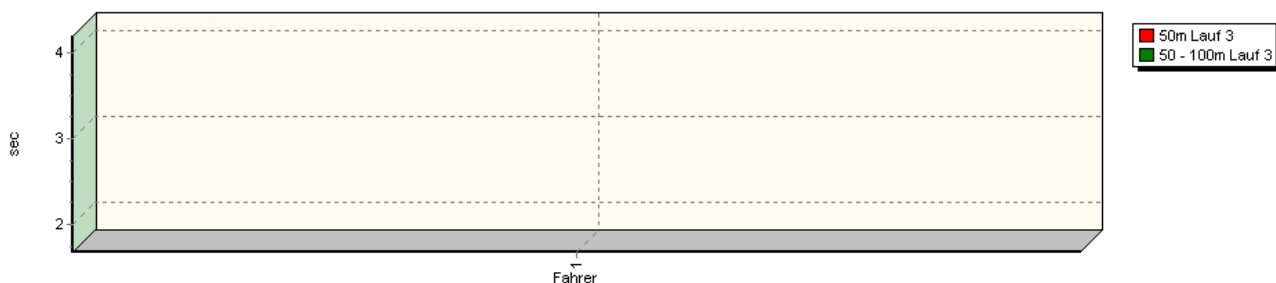
DMSB Bergpokal für Tourenwagen und Rennsportfahrzeuge

DMSB Classic-Berg-Pokal - KW Gruppe H Berg-Cup

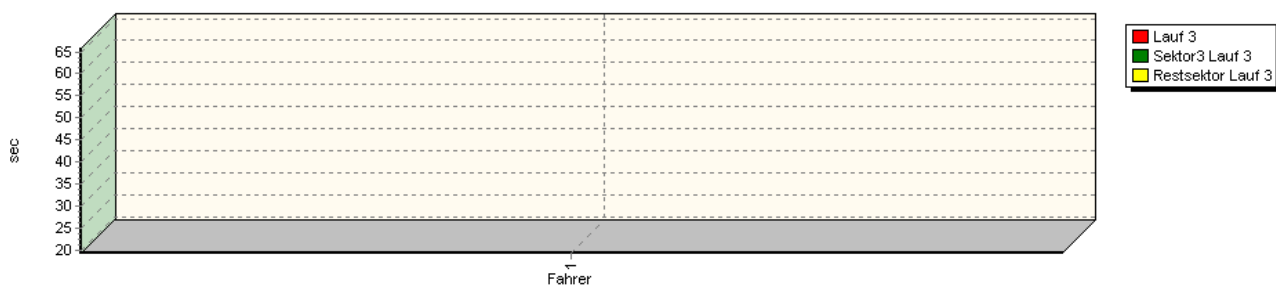


### Sektorzeiten & Speeds - Rennen - Division II

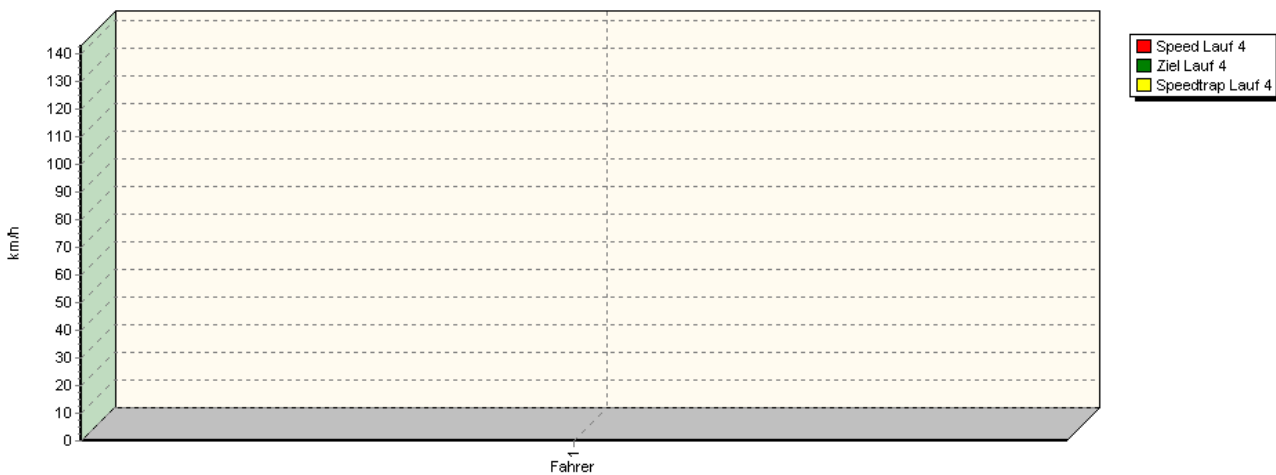
Sektor-Diagramm (Start) Lauf 3



Sektor-Diagramm (Rest) Lauf 3



Speed-Diagramm Lauf 4






## 44. Osnabrücker ADAC Bergrennen

13. und 14. August 2011

Deutsche Bergmeisterschaft 2011

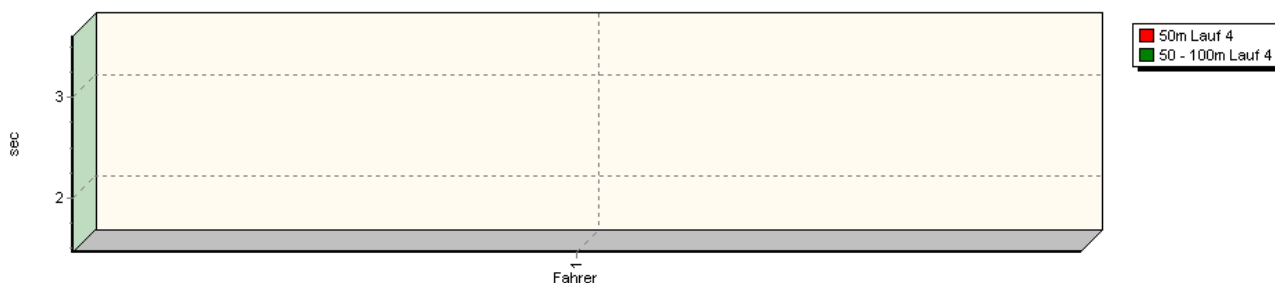
DMSB Bergpokal für Tourenwagen und Rennsportfahrzeuge

DMSB Classic-Berg-Pokal - KW Gruppe H Berg-Cup

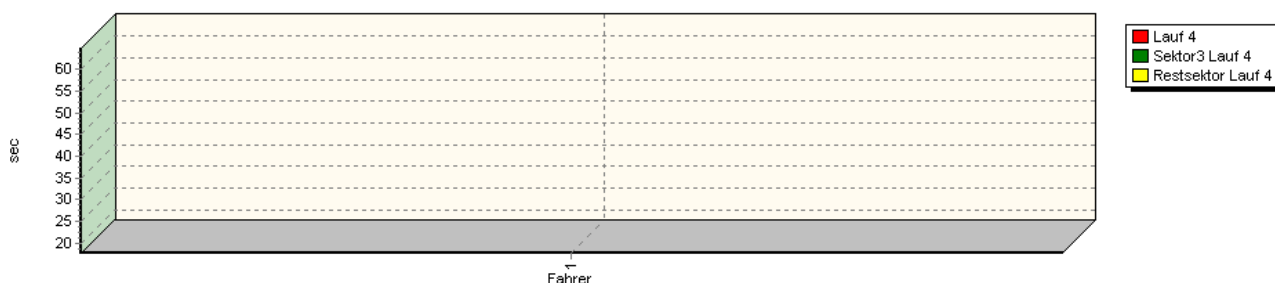


### Sektorzeiten & Speeds - Rennen - Division II

Sektor-Diagramm (Start) Lauf 4



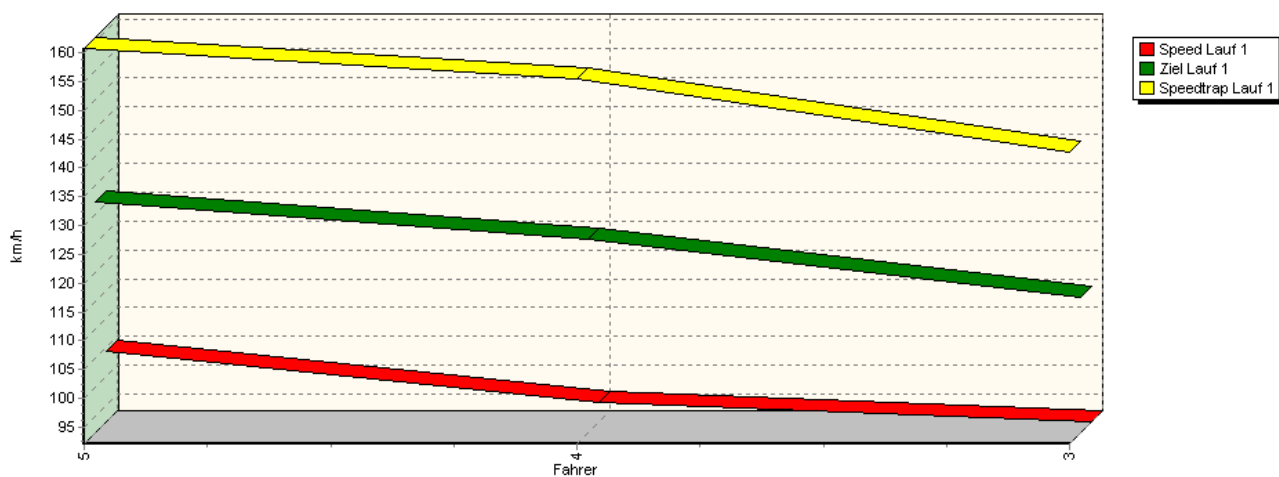
Sektor-Diagramm (Rest) Lauf 4



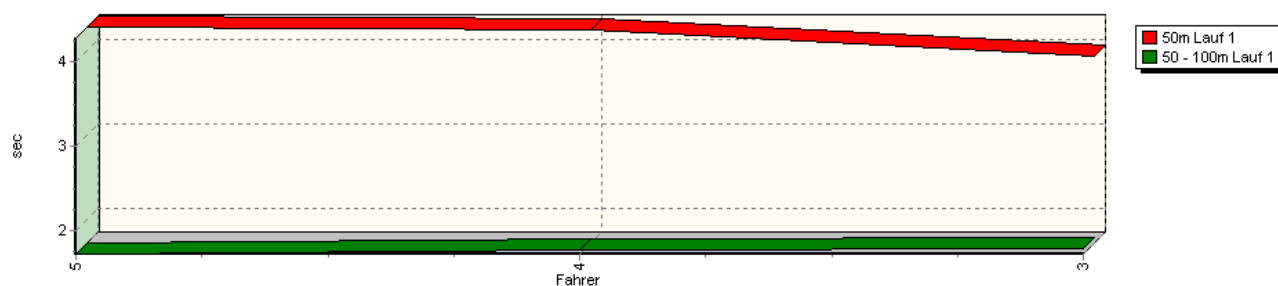
Rg.	Nr.		Sektor 1 (50m)	Sektor 2 (50-100m)	Sektor 3	Speed Trap	Sektor 4	Speed (Ziel)	Laufzeit	Speed (Lauf)
1	1	<b>DEMUTH Guy</b>		Osella FA 30						
		Lauf 1:	00:04.825	00:01.869	00:20.814	166,32 km/h	00:41.630	132,26 km/h	01:09.138	105,70 km/h
		Lauf 2:	00:04.223	00:01.712	00:19.210	0,00 km/h	00:40.001	142,65 km/h	01:05.146	112,18 km/h
		Lauf 3:	00:04.188	00:01.679	00:19.424	0,00 km/h	00:40.495	147,88 km/h	01:05.786	111,09 km/h
		Lauf 4:	00:03.613	00:01.464	00:17.714	0,00 km/h	00:42.007	143,07 km/h	01:04.798	112,78 km/h

## Sektorzeiten & Speeds - Rennen - Division II

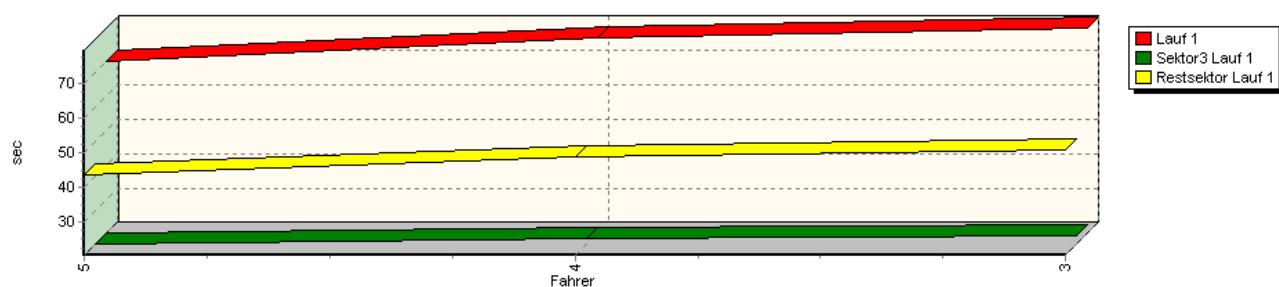
Speed-Diagramm Lauf 1



Sektor-Diagramm (Start) Lauf 1

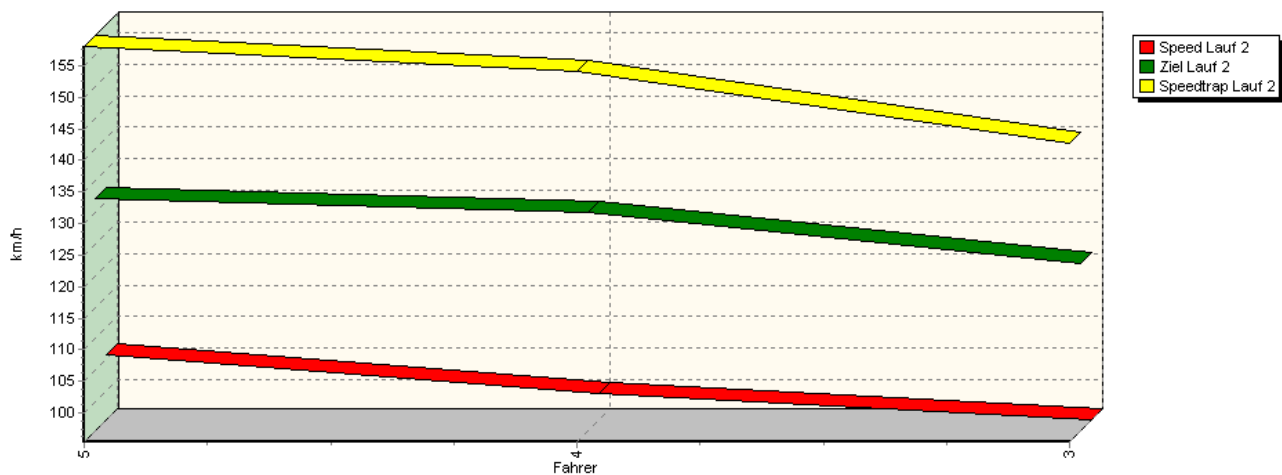


Sektor-Diagramm (Rest) Lauf 1

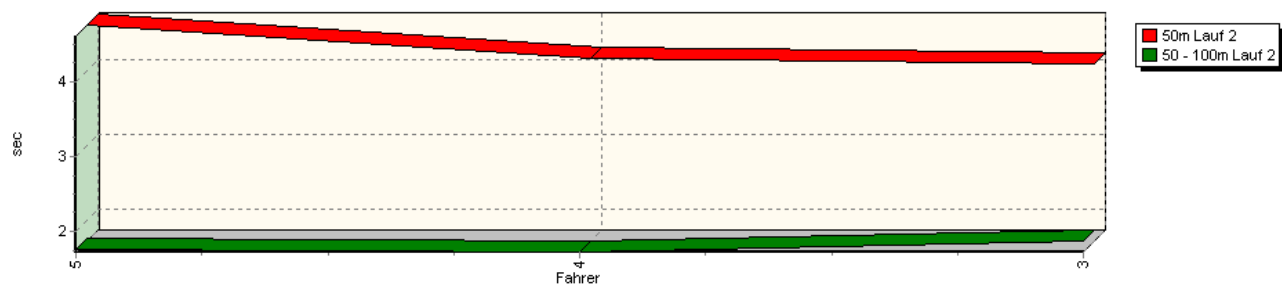


## Sektorzeiten & Speeds - Rennen - Division II

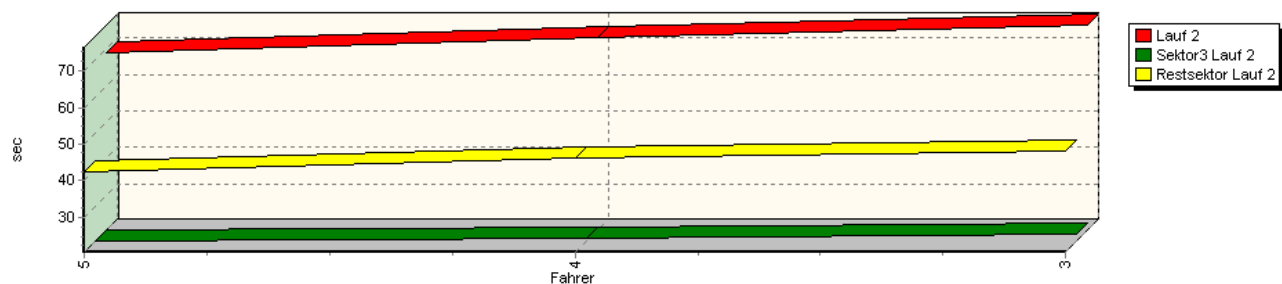
Speed-Diagramm Lauf 2



Sektor-Diagramm (Start) Lauf 2

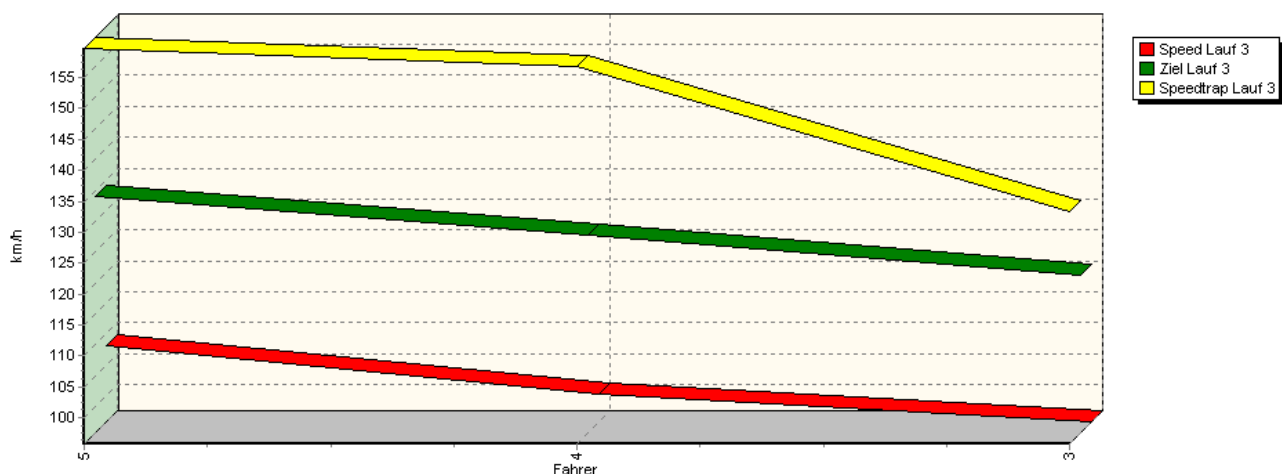


Sektor-Diagramm (Rest) Lauf 2

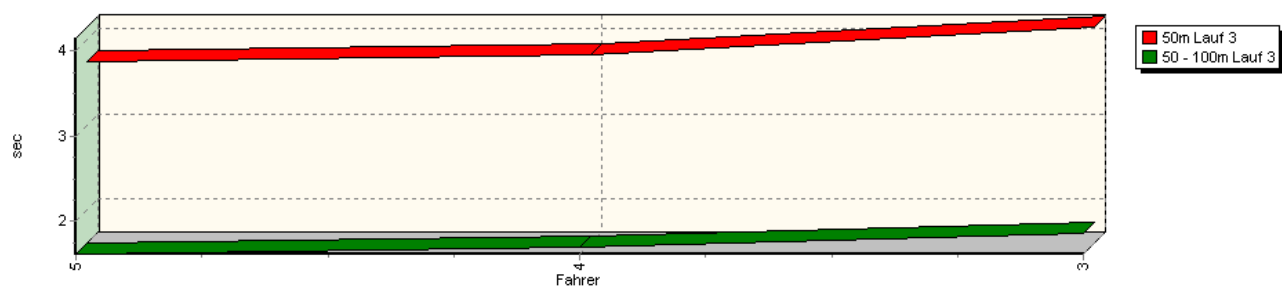


## Sektorzeiten & Speeds - Rennen - Division II

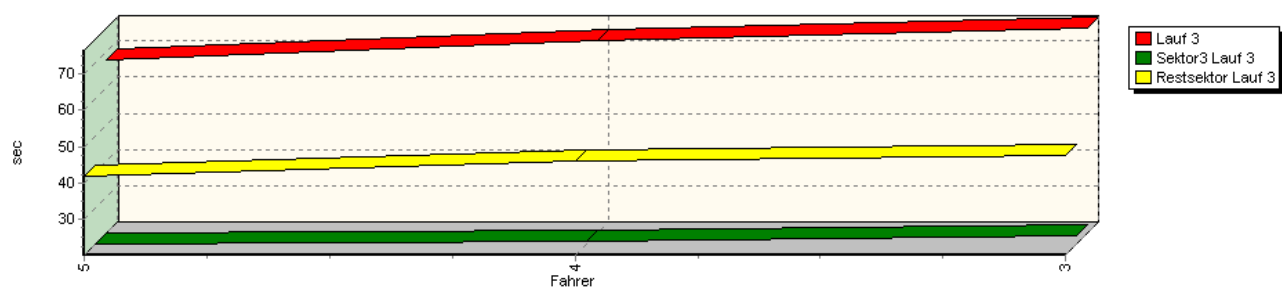
Speed-Diagramm Lauf 3



Sektor-Diagramm (Start) Lauf 3

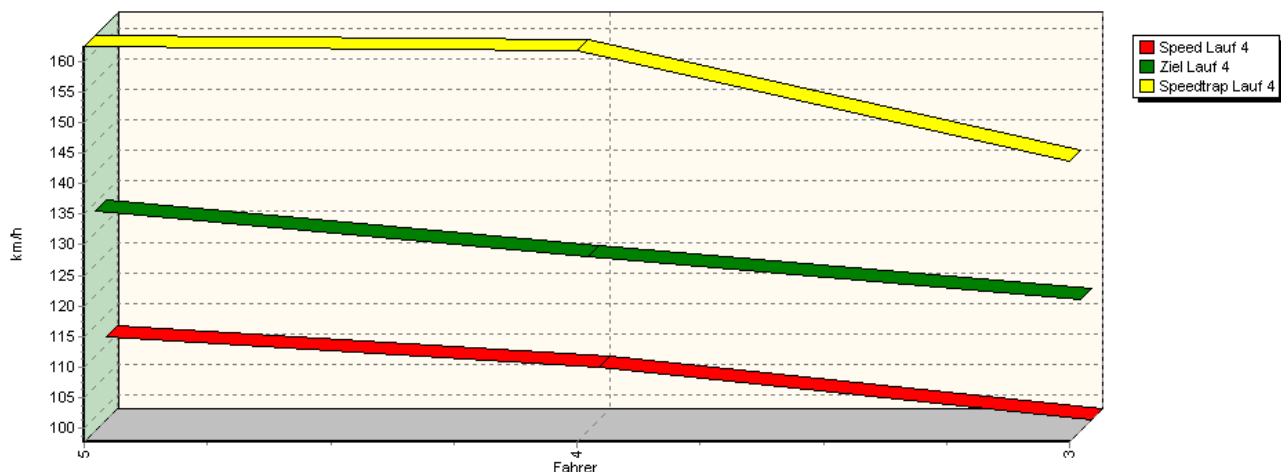


Sektor-Diagramm (Rest) Lauf 3

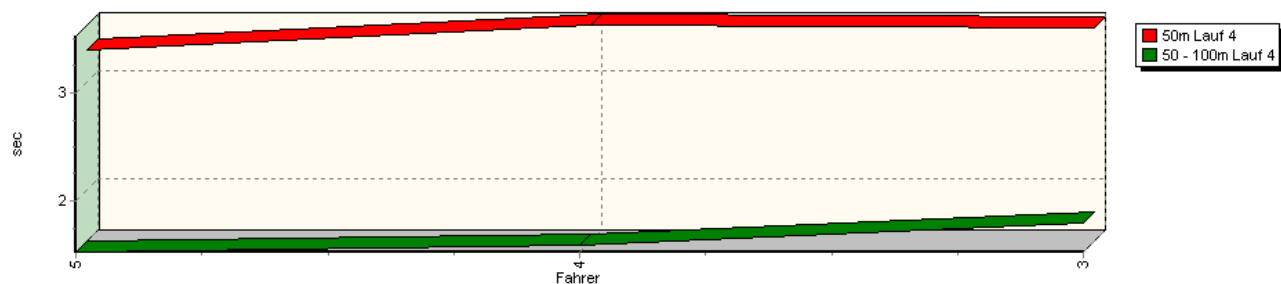


## Sektorzeiten & Speeds - Rennen - Division II

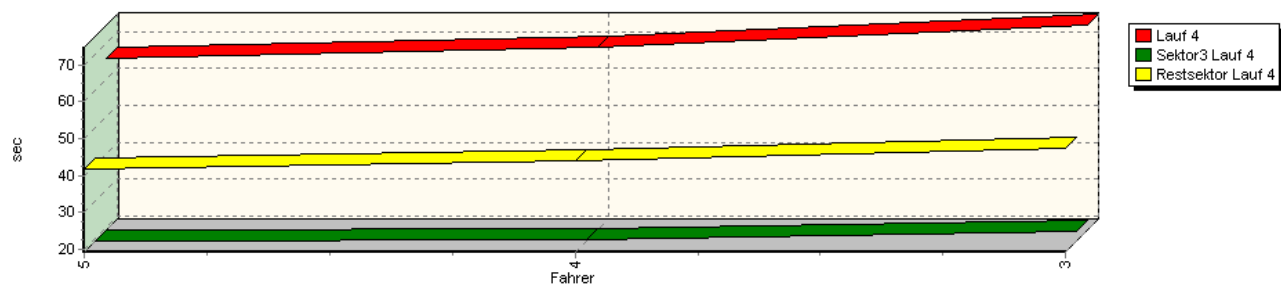
### Speed-Diagramm Lauf 4



### Sektor-Diagramm (Start) Lauf 4



### Sektor-Diagramm (Rest) Lauf 4



Rg.	Nr.	Sektor 1 (50m)	Sektor 2 (50-100m)	Sektor 3	Speed Trap	Sektor 4	Speed (Ziel)	Laufzeit	Speed (Lauf)	
1	5	<b>RÖSSLER Thomas</b>		Opel Dallara Formel 3						
		Lauf 1:	00:04.275	00:01.721	00:20.477	160,78 km/h	00:43.497	132,28 km/h	01:09.970	104,44 km/h
		Lauf 2:	00:04.602	00:01.750	00:20.419	158,03 km/h	00:42.360	132,26 km/h	01:09.131	105,71 km/h
		Lauf 3:	00:03.744	00:01.619	00:20.319	159,73 km/h	00:42.018	134,05 km/h	01:07.700	107,95 km/h
		Lauf 4:	00:03.285	00:01.534	00:19.253	162,51 km/h	00:41.613	133,65 km/h	01:05.685	111,26 km/h




## 44. Osnabrücker ADAC Bergrennen

13. und 14. August 2011

Deutsche Bergmeisterschaft 2011

DMSB Bergpokal für Tourenwagen und Rennsportfahrzeuge

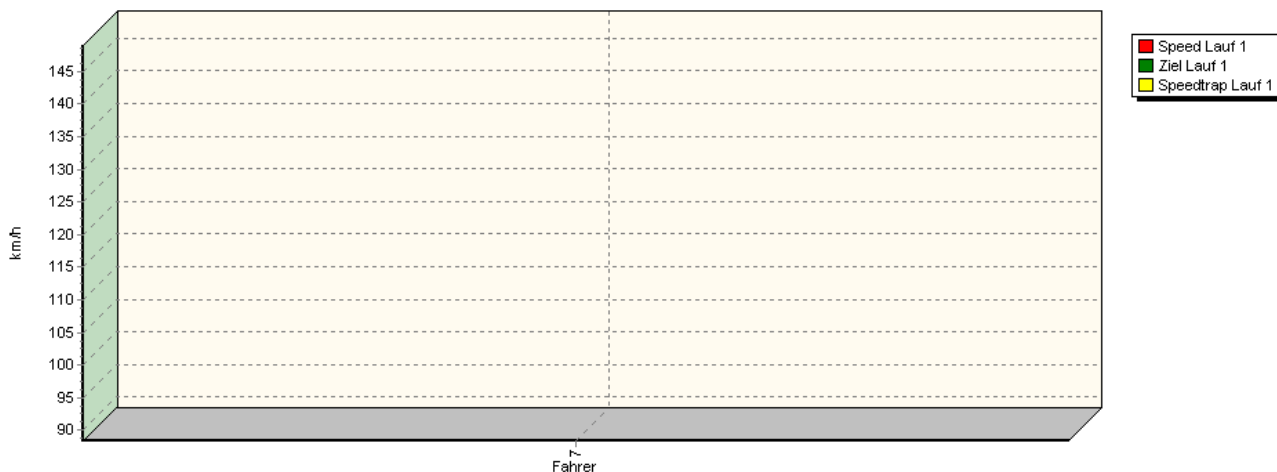
DMSB Classic-Berg-Pokal - KW Gruppe H Berg-Cup



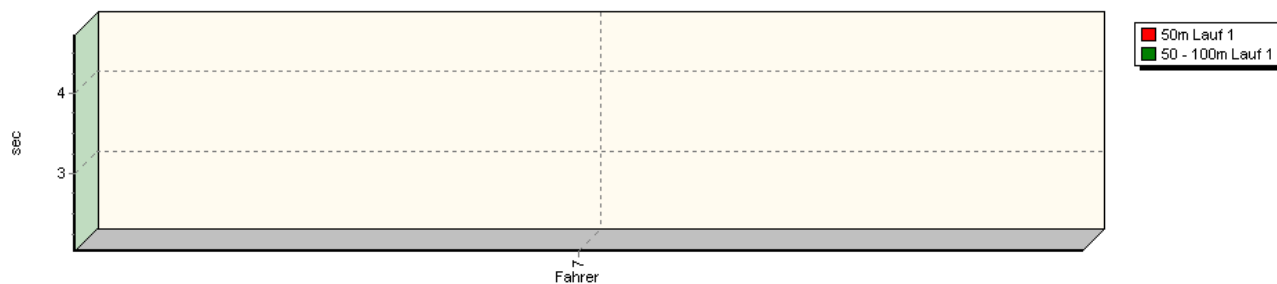
### Sektorzeiten & Speeds - Rennen - Division II

Rg.	Nr.		Sektor 1 (50m)	Sektor 2 (50-100m)	Sektor 3	Speed Trap	Sektor 4	Speed (Ziel)	Laufzeit	Speed (Lauf)
2	4	<b>DEBRUYNE Frank</b>								
		Dallara F 300 Formel 3								
		Lauf 1:	00:04.250	00:01.776	00:21.880	155,59 km/h	00:48.609	125,71 km/h	01:16.515	95,51 km/h
		Lauf 2:	00:04.161	00:01.719	00:21.343	154,01 km/h	00:46.074	129,96 km/h	01:13.297	99,70 km/h
		Lauf 3:	00:03.816	00:01.692	00:21.233	156,90 km/h	00:46.229	127,84 km/h	01:12.970	100,15 km/h
		Lauf 4:	00:03.517	00:01.595	00:19.750	161,90 km/h	00:43.910	126,16 km/h	01:08.772	106,27 km/h
3	3	<b>MEIERS Robert</b>								
		Ralt RT 36 Formel 3								
		Lauf 1:	00:03.932	00:01.794	00:23.037	142,82 km/h	00:50.610	115,55 km/h	01:19.373	92,07 km/h
		Lauf 2:	00:04.092	00:01.858	00:22.493	142,72 km/h	00:48.133	121,85 km/h	01:16.576	95,44 km/h
		Lauf 3:	00:04.146	00:01.865	00:22.664	133,37 km/h	00:47.666	121,13 km/h	01:16.341	95,73 km/h
		Lauf 4:	00:03.496	00:01.800	00:22.032	143,63 km/h	00:47.471	119,32 km/h	01:14.799	97,70 km/h

Speed-Diagramm Lauf 1



Sektor-Diagramm (Start) Lauf 1






## 44. Osnabrücker ADAC Bergrennen

13. und 14. August 2011

Deutsche Bergmeisterschaft 2011

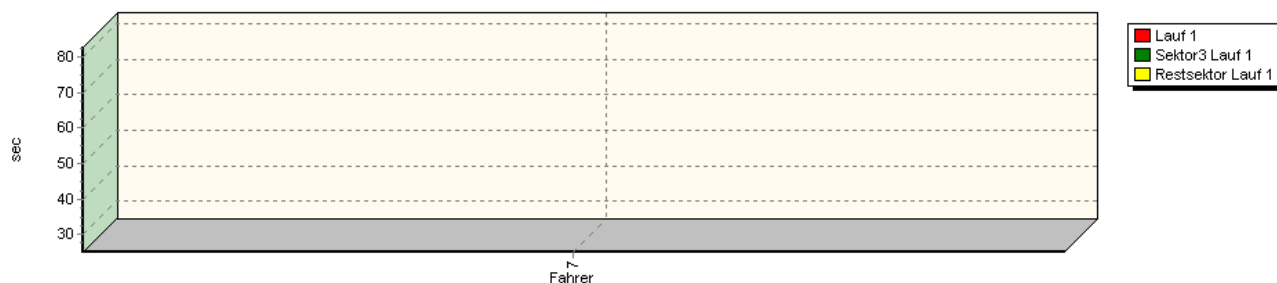
DMSB Bergpokal für Tourenwagen und Rennsportfahrzeuge

DMSB Classic-Berg-Pokal - KW Gruppe H Berg-Cup

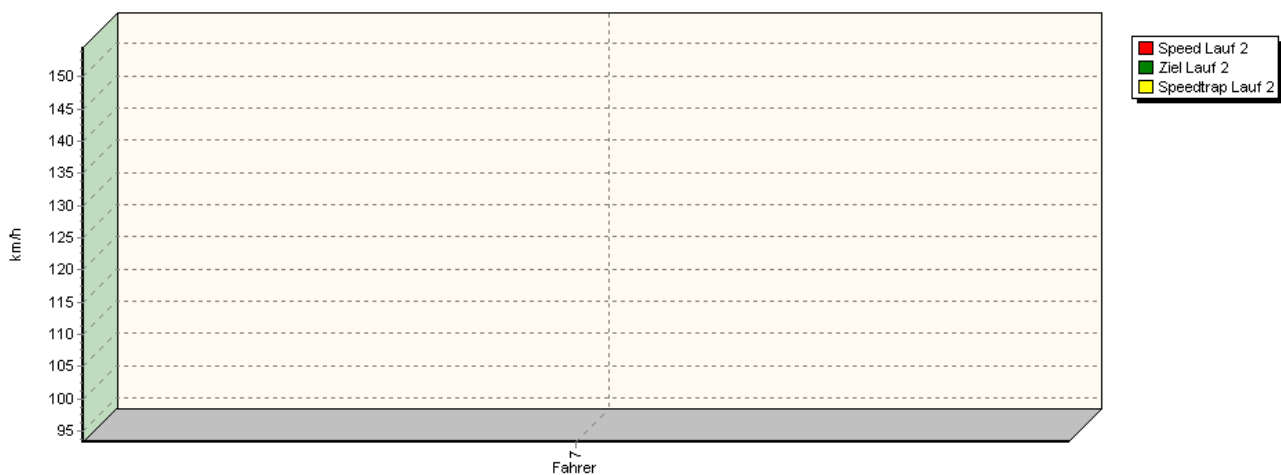


### Sektorzeiten & Speeds - Rennen - Division II

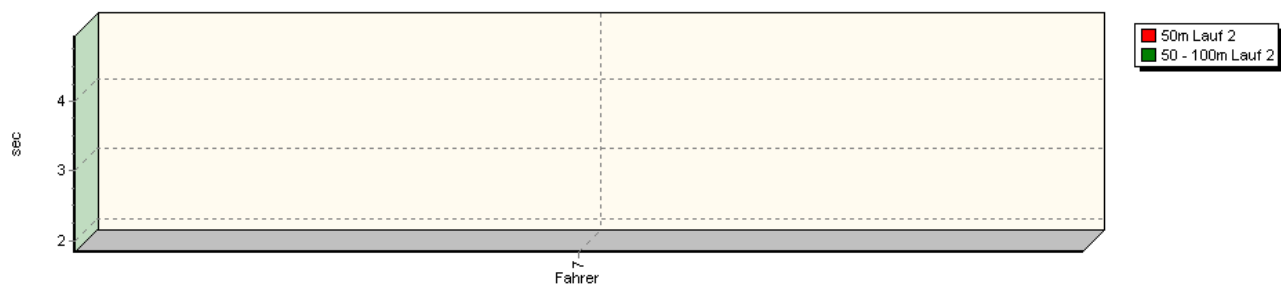
Sektor-Diagramm (Rest) Lauf 1



Speed-Diagramm Lauf 2



Sektor-Diagramm (Start) Lauf 2






## 44. Osnabrücker ADAC Bergrennen

13. und 14. August 2011

Deutsche Bergmeisterschaft 2011

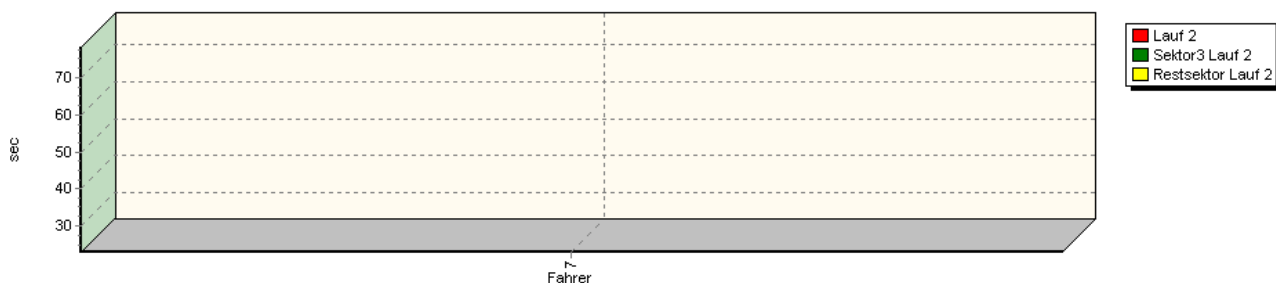
DMSB Bergpokal für Tourenwagen und Rennsportfahrzeuge

DMSB Classic-Berg-Pokal - KW Gruppe H Berg-Cup

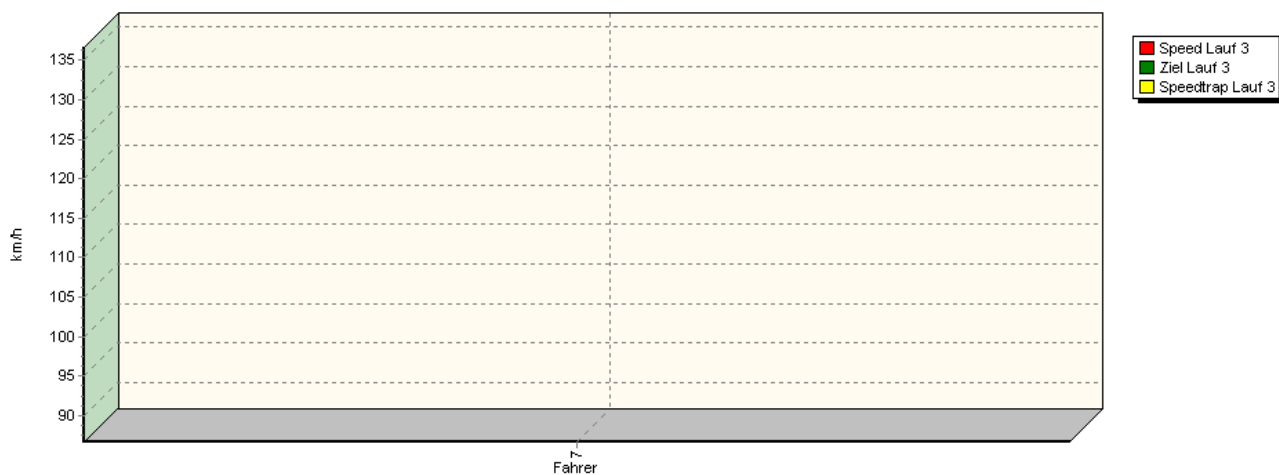


### Sektorzeiten & Speeds - Rennen - Division II

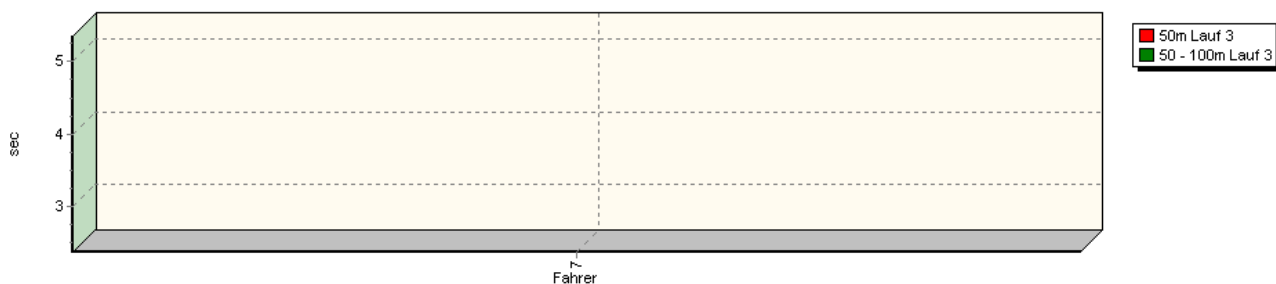
Sektor-Diagramm (Rest) Lauf 2



Speed-Diagramm Lauf 3



Sektor-Diagramm (Start) Lauf 3






## 44. Osnabrücker ADAC Bergrennen

13. und 14. August 2011

Deutsche Bergmeisterschaft 2011

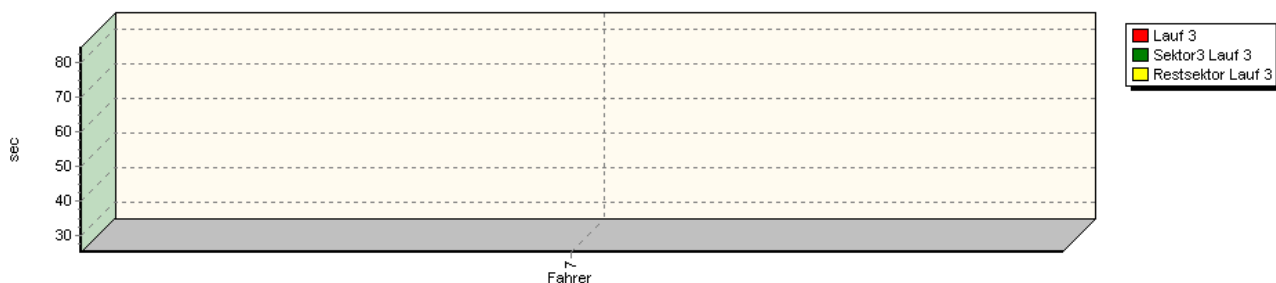
DMSB Bergpokal für Tourenwagen und Rennsportfahrzeuge

DMSB Classic-Berg-Pokal - KW Gruppe H Berg-Cup

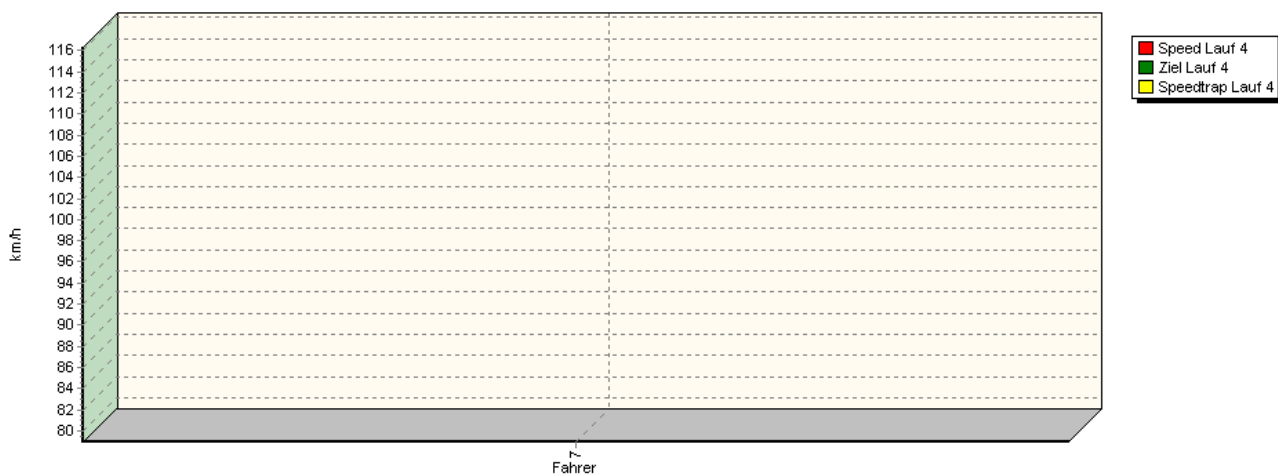


### Sektorzeiten & Speeds - Rennen - Division II

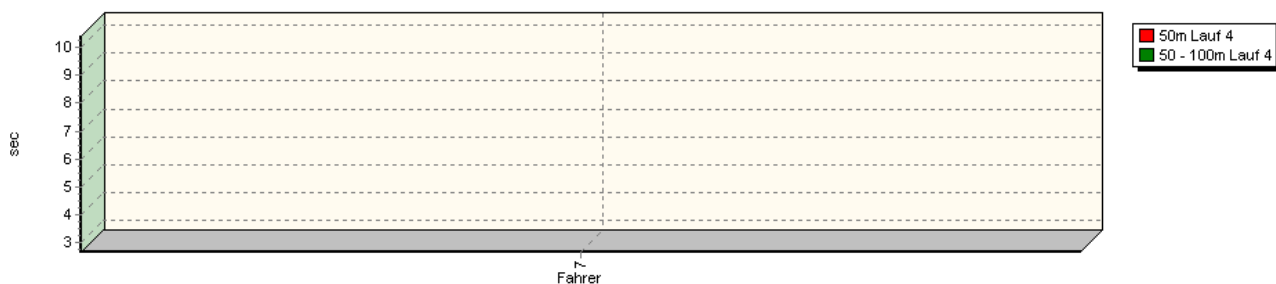
Sektor-Diagramm (Rest) Lauf 3



Speed-Diagramm Lauf 4



Sektor-Diagramm (Start) Lauf 4






## 44. Osnabrücker ADAC Bergrennen

13. und 14. August 2011

Deutsche Bergmeisterschaft 2011

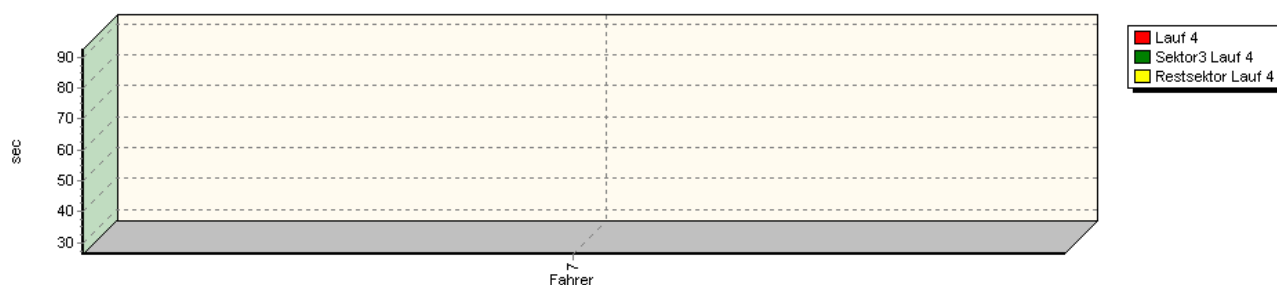
DMSB Bergpokal für Tourenwagen und Rennsportfahrzeuge

DMSB Classic-Berg-Pokal - KW Gruppe H Berg-Cup



### Sektorzeiten & Speeds - Rennen - Division II

Sektor-Diagramm (Rest) Lauf 4



Rg.	Nr.	Sektor 1 (50m)	Sektor 2 (50-100m)	Sektor 3	Speed Trap	Sektor 4	Speed (Ziel)	Laufzeit	Speed (Lauf)	
1	7	ROLLINGER Tommy		Lola B02/50 ZyteK						
		Lauf 1:	00:04.713	00:02.054	00:25.075	148,98 km/h	00:50.830	107,33 km/h	01:22.672	88,40 km/h
		Lauf 2:	00:04.948	00:01.831	00:22.922	154,59 km/h	00:48.624	112,08 km/h	01:18.325	93,30 km/h
		Lauf 3:	00:05.344	00:02.372	00:25.155	136,63 km/h	00:51.459	97,93 km/h	01:24.330	86,66 km/h
		Lauf 4:	00:10.402	00:02.655	00:26.301	116,29 km/h	00:53.186	80,22 km/h	01:32.544	78,97 km/h