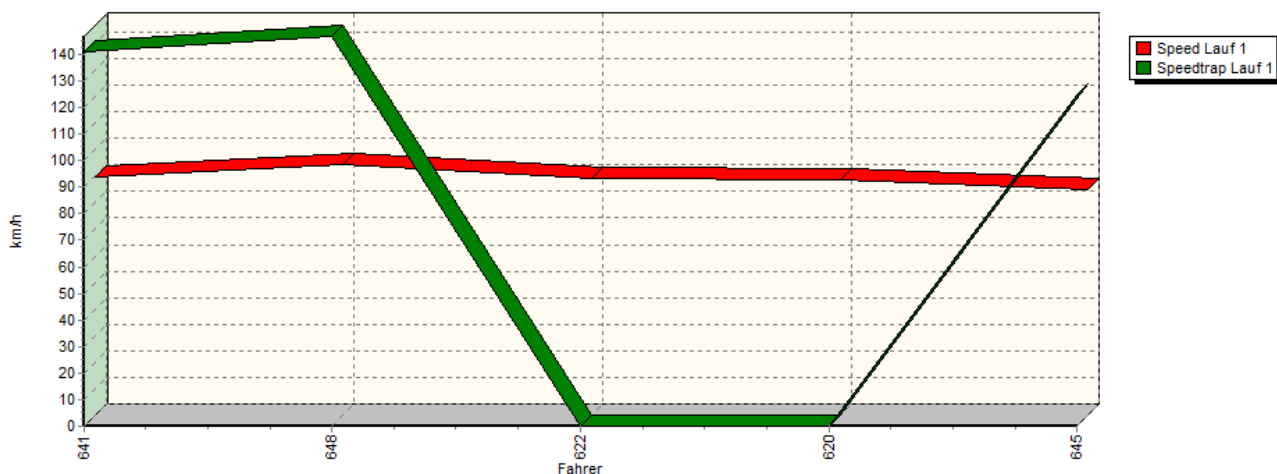
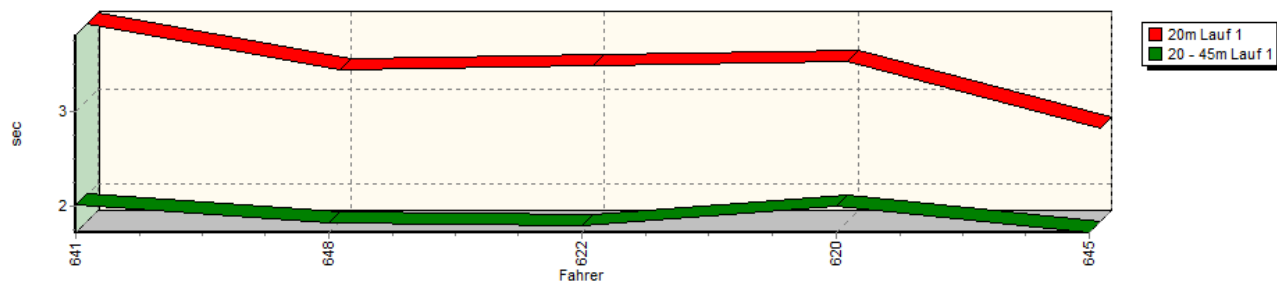


Sektorzeiten & Speeds - Rennen - Gruppe CTC/CGT (bis Homologationsjahr 1992)

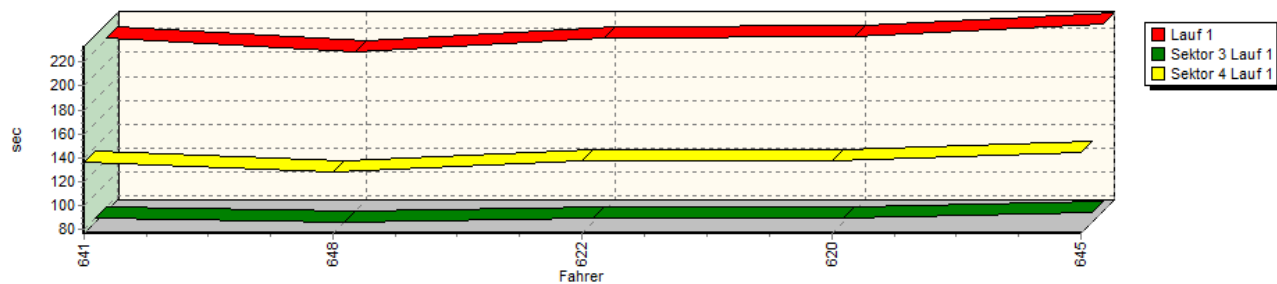
Speed-Diagramm Lauf 1



Sektor-Diagramm (Start) Lauf 1

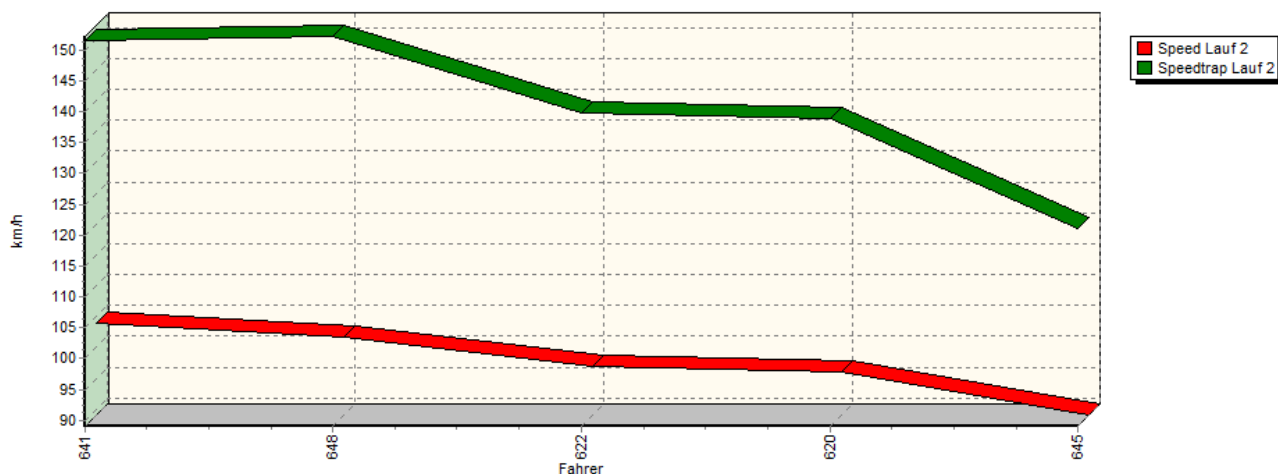


Sektor-Diagramm (Rest) Lauf 1

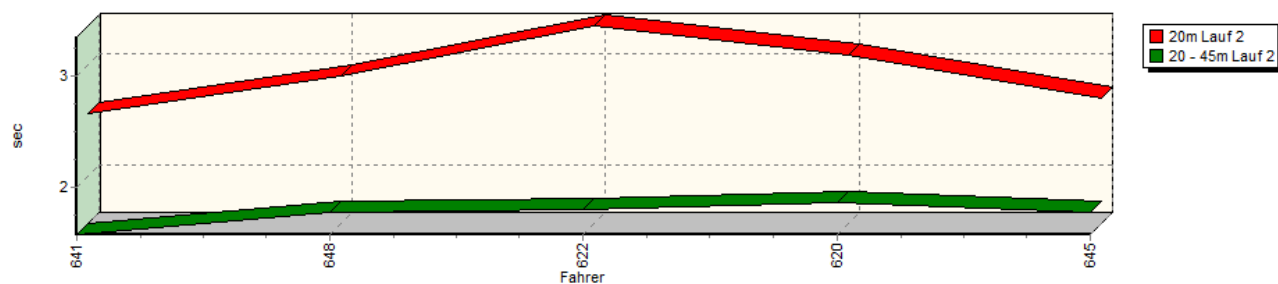


Sektorzeiten & Speeds - Rennen - Gruppe CTC/CGT (bis Homologationsjahr 1992)

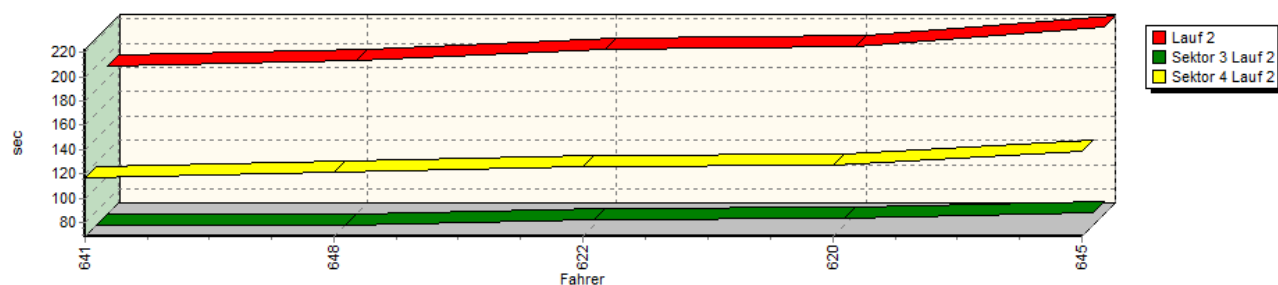
Speed-Diagramm Lauf 2



Sektor-Diagramm (Start) Lauf 2

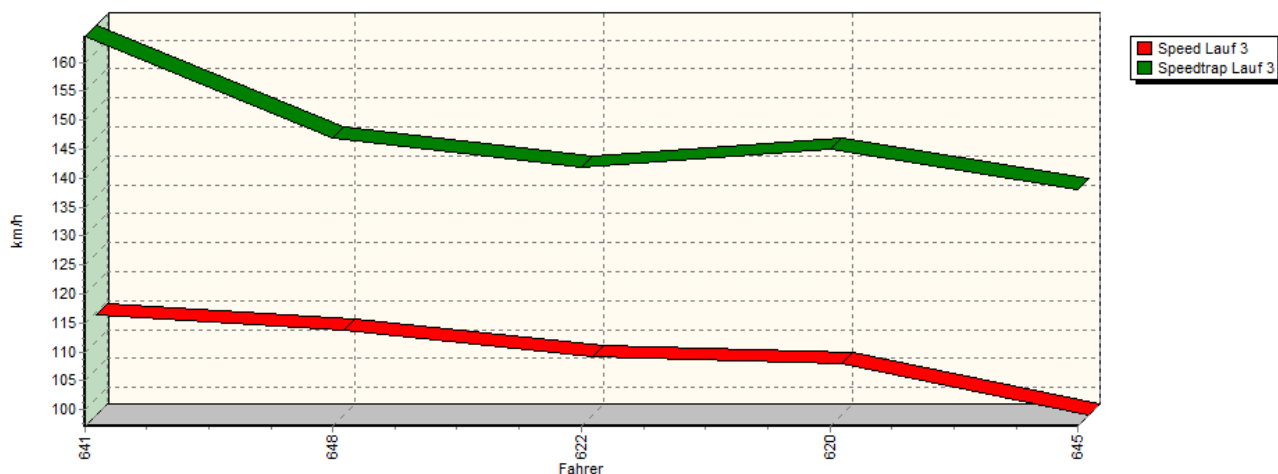


Sektor-Diagramm (Rest) Lauf 2

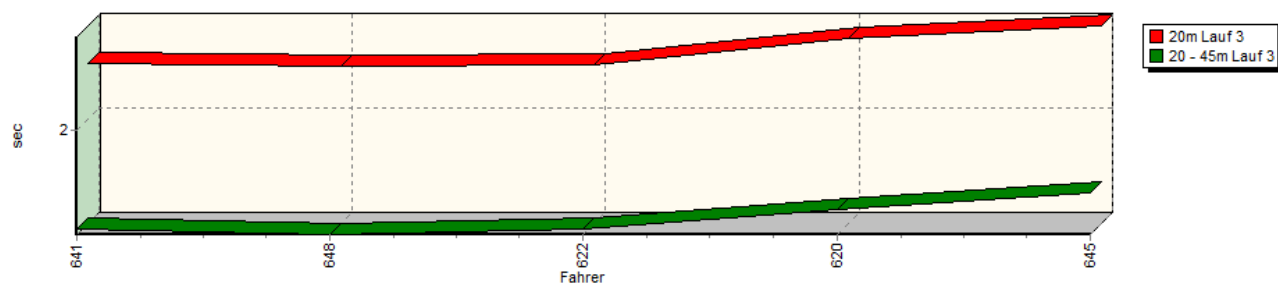


Sektorzeiten & Speeds - Rennen - Gruppe CTC/CGT (bis Homologationsjahr 1992)

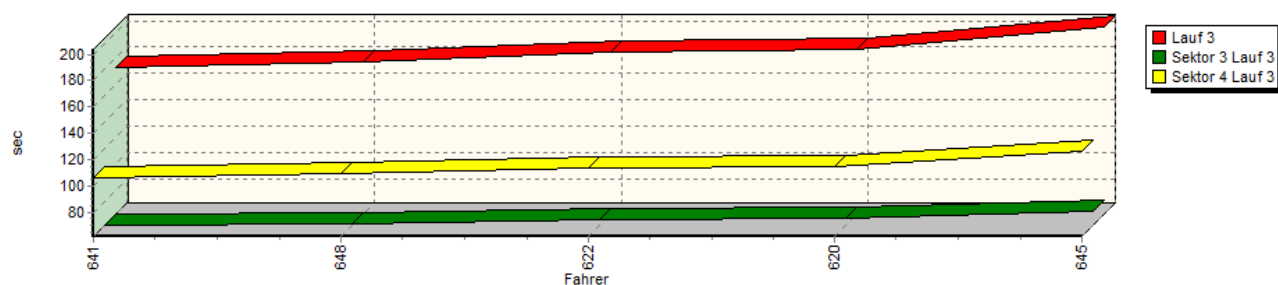
Speed-Diagramm Lauf 3



Sektor-Diagramm (Start) Lauf 3



Sektor-Diagramm (Rest) Lauf 3



Rg.	Nr.	Sektor 1 (20m)	Sektor 2 (20-45m)	Sektor 3	Speed (P22)	Sektor 4	Laufzeit	Speed (Lauf)	
1	641	REUTER Christian		Linder BMW M3					
		Lauf 1:	00:03.802	00:02.026	01:19.395	140,83 km/h	02:16.132	03:41.355	89,45 km/h
		Lauf 2:	00:02.562	00:01.581	01:09.289	151,49 km/h	01:57.138	03:10.570	103,90 km/h
		Lauf 3:	00:02.304	00:01.455	01:02.285	164,49 km/h	01:46.914	02:52.958	114,48 km/h

Sektorzeiten & Speeds - Rennen - Gruppe CTC/CGT (bis Homologationsjahr 1992)

Rg.	Nr.		Sektor 1 (20m)	Sektor 2 (20-45m)	Sektor 3	Speed (P22)	Sektor 4	Laufzeit	Speed (Lauf)
2	648	REIN Richard		Ford Capri 2600 RS					
		Lauf 1:	00:03.314	00:01.831	01:16.116	146,78 km/h	02:08.188	03:29.449	94,53 km/h
		Lauf 2:	00:02.911	00:01.775	01:08.789	152,22 km/h	02:01.329	03:14.804	101,64 km/h
		Lauf 3:	00:02.294	00:01.426	01:03.567	146,90 km/h	01:49.816	02:57.103	111,80 km/h
3	622	HERING Ronny		VW Scirocco GTI					
		Lauf 1:	00:03.364	00:01.803	01:19.767	0,00 km/h	02:16.784	03:41.718	89,30 km/h
		Lauf 2:	00:03.355	00:01.807	01:13.136	139,70 km/h	02:05.858	03:24.156	96,98 km/h
		Lauf 3:	00:02.302	00:01.457	01:06.468	141,95 km/h	01:54.375	03:04.602	107,26 km/h
4	620	GMEINDER Andreas		VW Passat Typ 32					
		Lauf 1:	00:03.414	00:02.004	01:20.070	0,00 km/h	02:17.574	03:43.062	88,76 km/h
		Lauf 2:	00:03.092	00:01.869	01:14.271	139,00 km/h	02:06.808	03:26.040	96,10 km/h
		Lauf 3:	00:02.445	00:01.560	01:07.057	145,07 km/h	01:55.438	03:06.500	106,17 km/h
5	645	VOGT Albert		BMW 325i					
		Lauf 1:	00:02.704	00:01.727	01:24.760	124,62 km/h	02:24.249	03:53.440	84,82 km/h
		Lauf 2:	00:02.711	00:01.776	01:19.318	121,12 km/h	02:18.585	03:42.390	89,03 km/h
		Lauf 3:	00:02.513	00:01.658	01:12.643	138,09 km/h	02:06.930	03:23.744	97,18 km/h