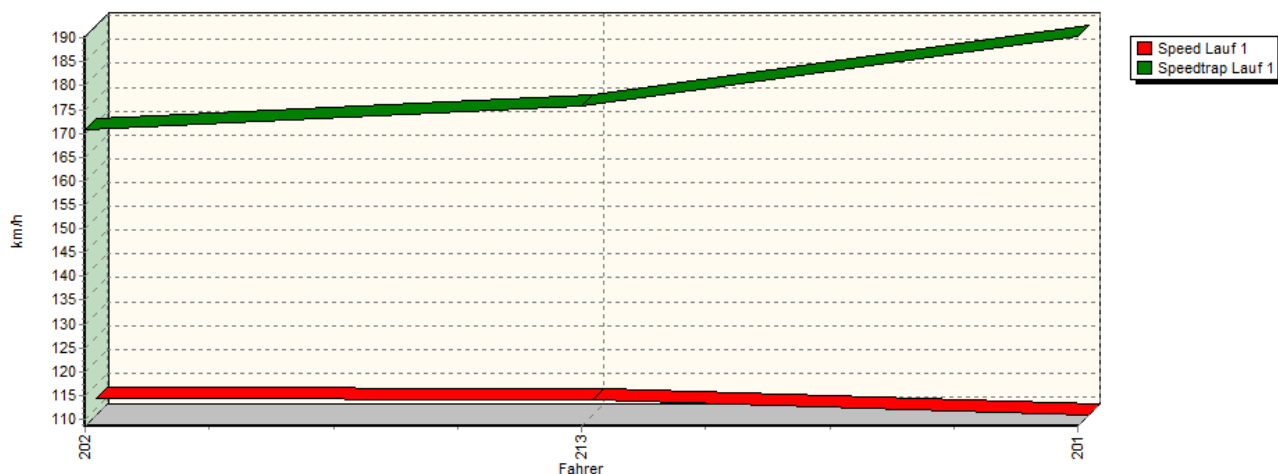
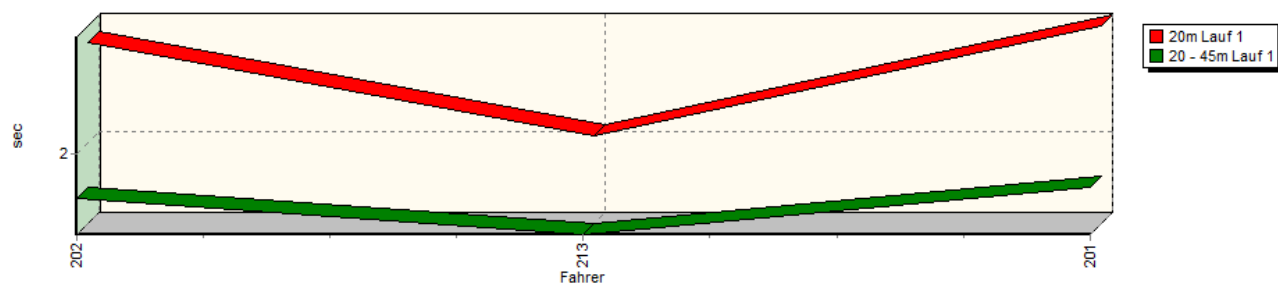


Sektorzeiten & Speeds - Rennen - Gruppe E2-SH

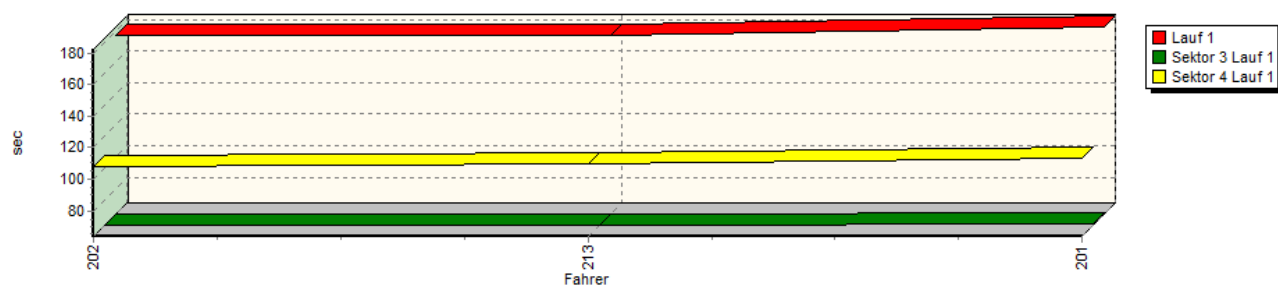
Speed-Diagramm Lauf 1



Sektor-Diagramm (Start) Lauf 1

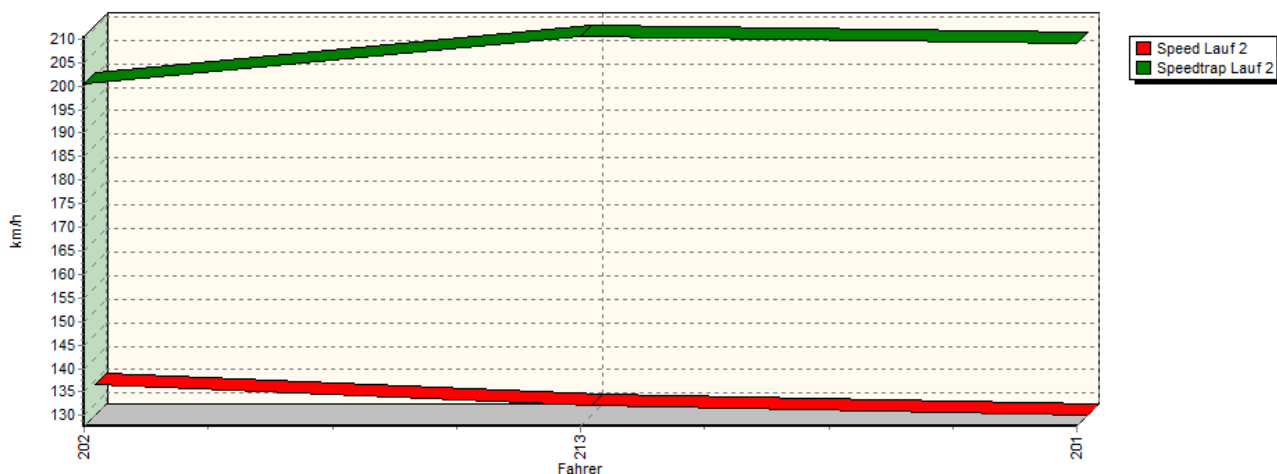


Sektor-Diagramm (Rest) Lauf 1

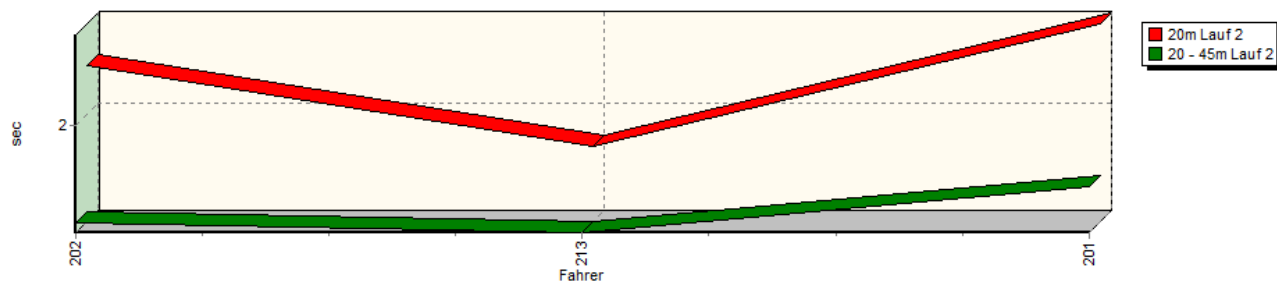


Sektorzeiten & Speeds - Rennen - Gruppe E2-SH

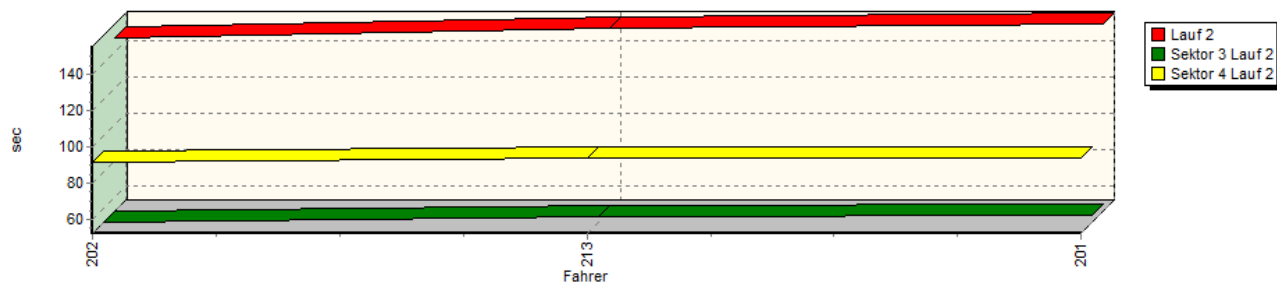
Speed-Diagramm Lauf 2



Sektor-Diagramm (Start) Lauf 2

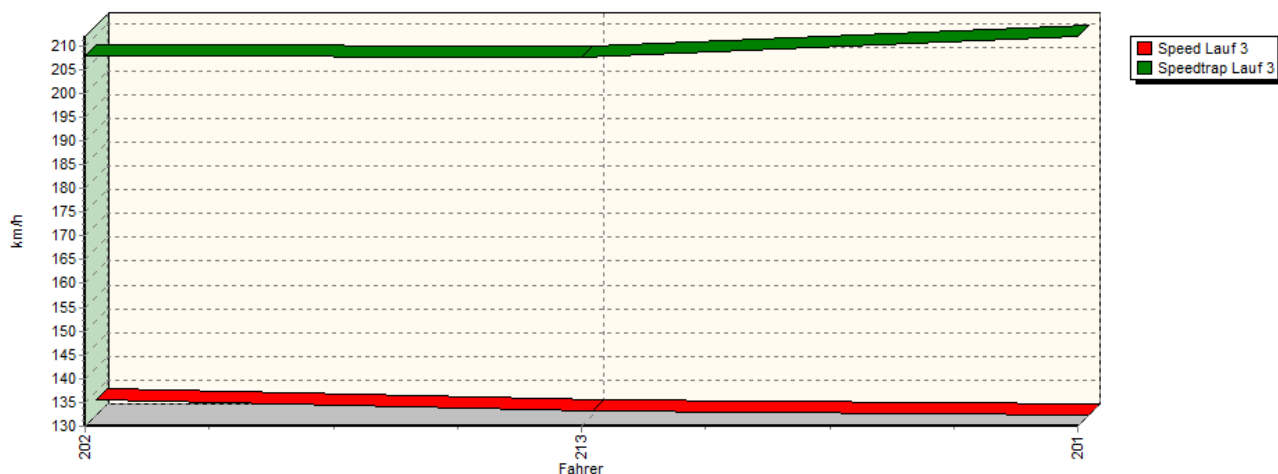


Sektor-Diagramm (Rest) Lauf 2

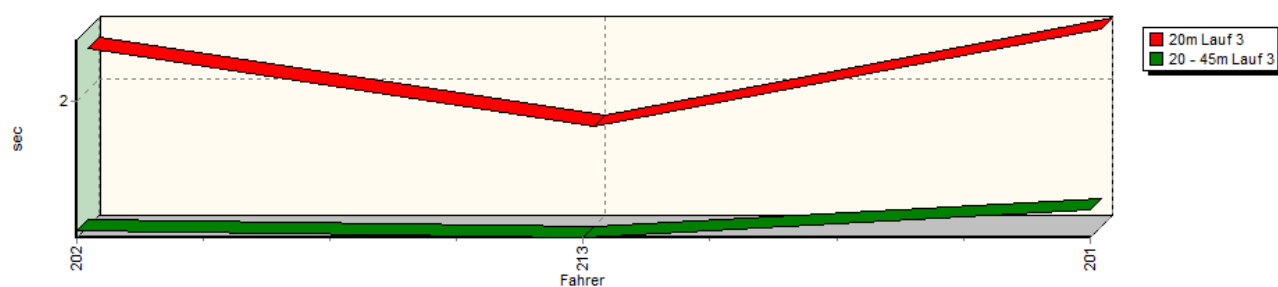


Sektorzeiten & Speeds - Rennen - Gruppe E2-SH

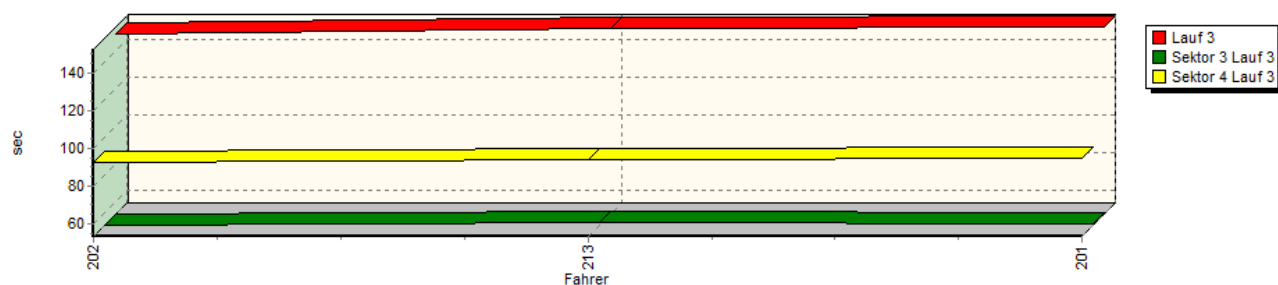
Speed-Diagramm Lauf 3



Sektor-Diagramm (Start) Lauf 3



Sektor-Diagramm (Rest) Lauf 3



Rg.	Nr.	Sektor 1 (20m)	Sektor 2 (20-45m)	Sektor 3	Speed (P22)	Sektor 4	Laufzeit	Speed (Lauf)	
1	202	BRENNER Norbert		Opel Vectra DTM V8					
		Lauf 1:	00:02.775	00:01.653	01:03.992	170,89 km/h	01:48.258	02:56.678	112,07 km/h
		Lauf 2:	00:02.368	00:01.263	00:52.582	200,46 km/h	01:31.377	02:27.590	134,16 km/h
		Lauf 3:	00:02.255	00:01.223	00:53.183	207,91 km/h	01:32.182	02:28.843	133,03 km/h

Sektorzeiten & Speeds - Rennen - Gruppe E2-SH

Rg.	Nr.		Sektor 1 (20m)	Sektor 2 (20-45m)	Sektor 3	Speed (P22)	Sektor 4	Laufzeit	Speed (Lauf)
2	213	STOLZ Herbert		Porsche 935 DP II					
		Lauf 1:	00:02.061	00:01.376	01:03.652	175,86 km/h	01:49.946	02:57.035	111,84 km/h
		Lauf 2:	00:01.760	00:01.188	00:55.621	210,55 km/h	01:33.952	02:32.521	129,82 km/h
		Lauf 3:	00:01.787	00:01.179	00:54.730	207,59 km/h	01:33.755	02:31.451	130,74 km/h
3	201	HOFFMANN Klaus		Opel Astra DTM V8					
		Lauf 1:	00:02.908	00:01.745	01:04.451	190,33 km/h	01:53.264	03:02.368	108,57 km/h
		Lauf 2:	00:02.681	00:01.531	00:56.640	208,95 km/h	01:34.137	02:34.989	127,75 km/h
		Lauf 3:	00:02.370	00:01.345	00:54.096	212,00 km/h	01:34.552	02:32.363	129,95 km/h