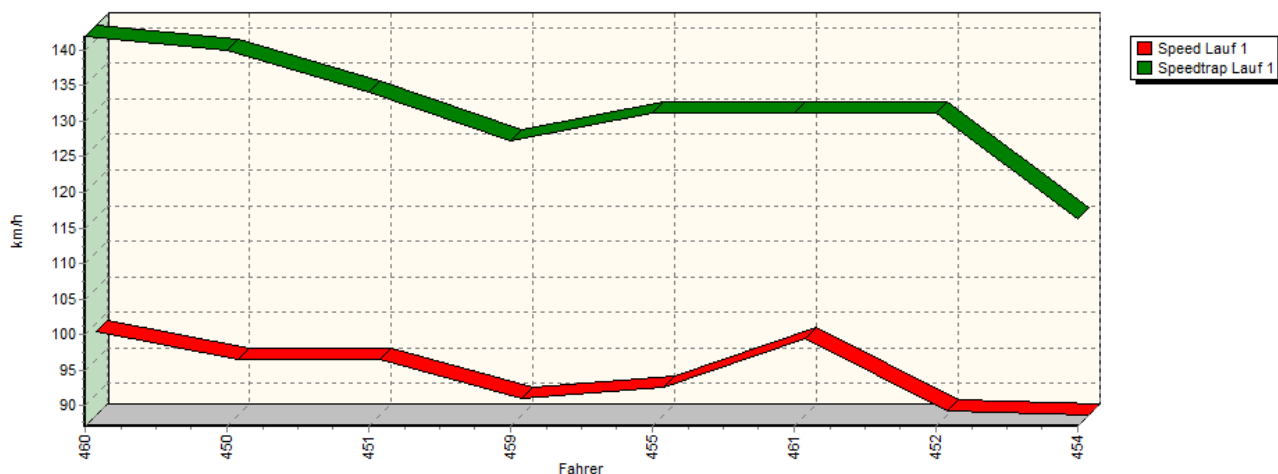
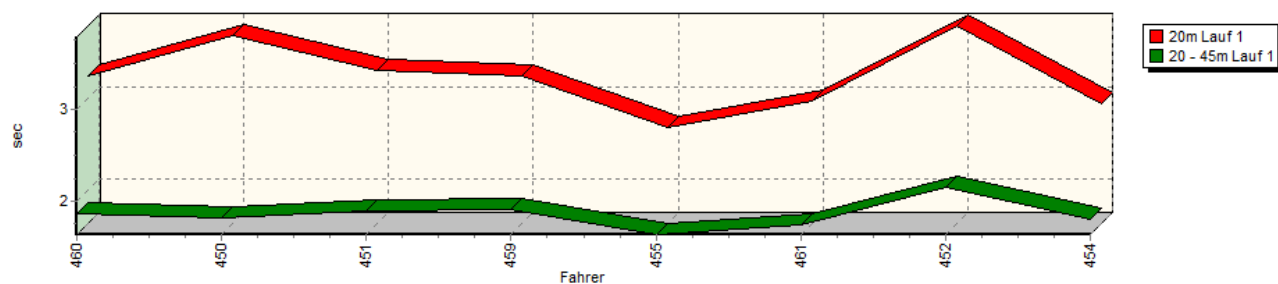


## Sektorzeiten & Speeds - Rennen - Gruppe H bis 1150 ccm - Klasse 28

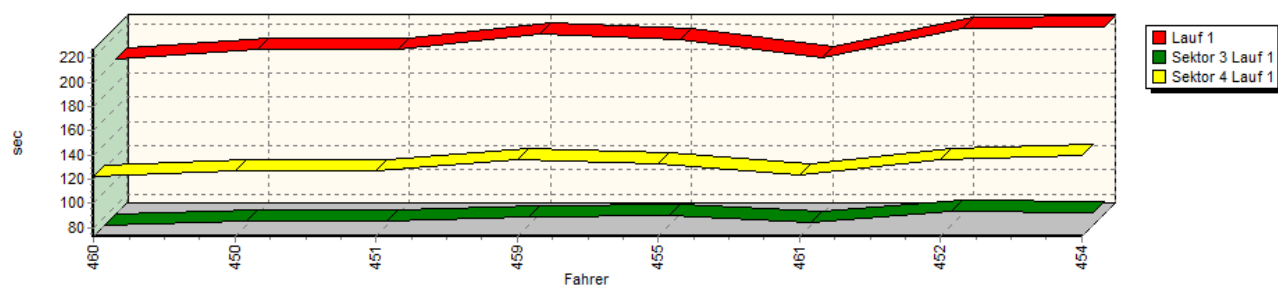
Speed-Diagramm Lauf 1



Sektor-Diagramm (Start) Lauf 1

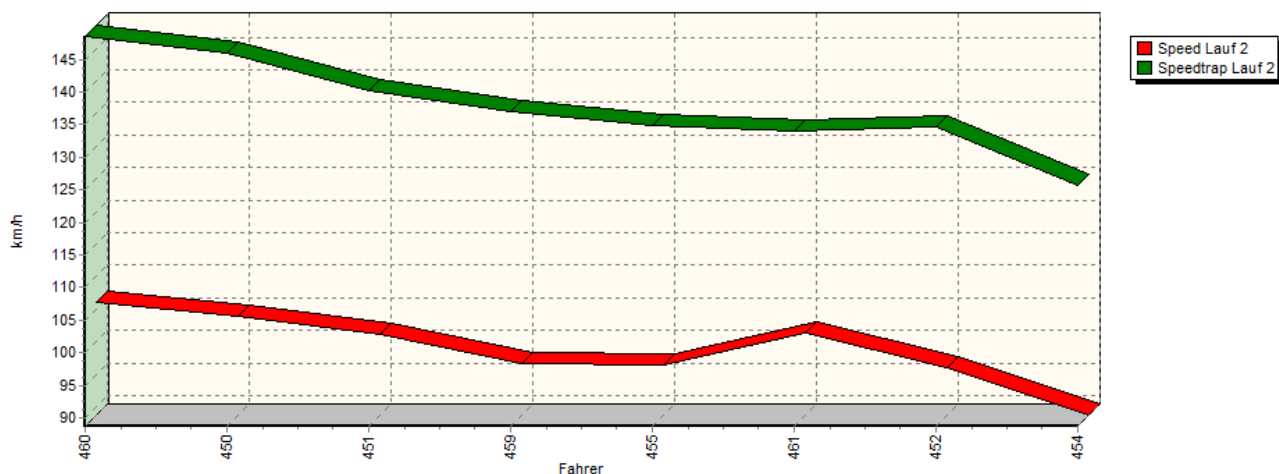


Sektor-Diagramm (Rest) Lauf 1

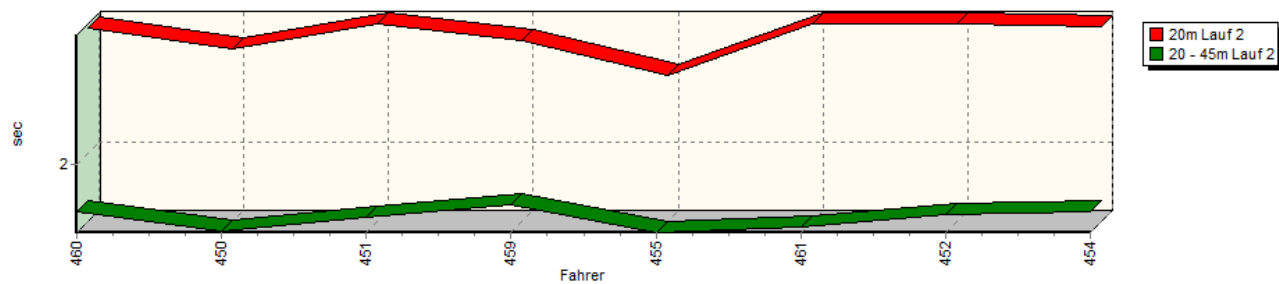


## Sektorzeiten & Speeds - Rennen - Gruppe H bis 1150 ccm - Klasse 28

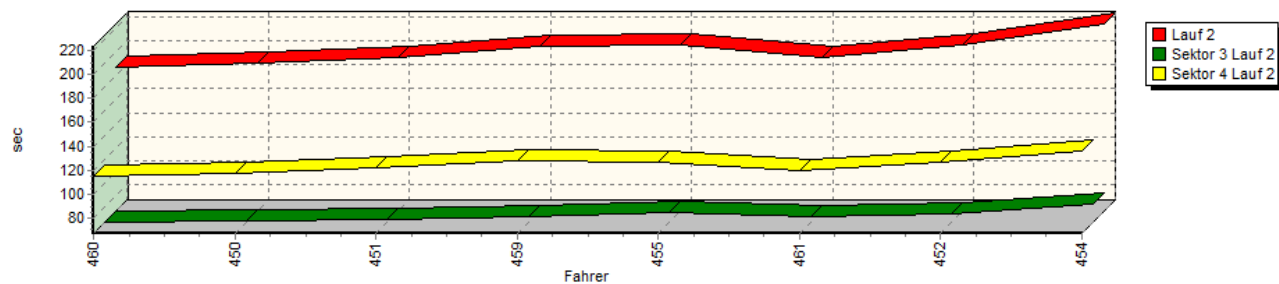
Speed-Diagramm Lauf 2



Sektor-Diagramm (Start) Lauf 2

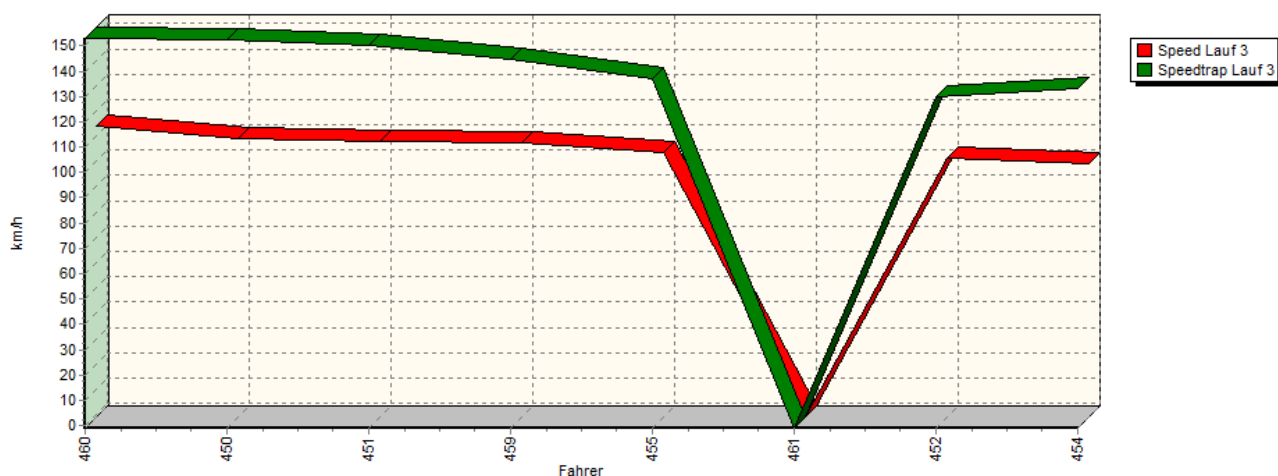


Sektor-Diagramm (Rest) Lauf 2

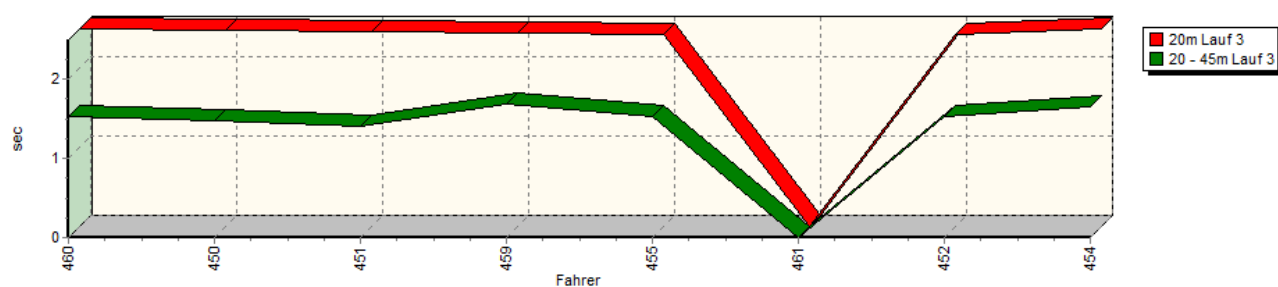


## Sektorzeiten & Speeds - Rennen - Gruppe H bis 1150 ccm - Klasse 28

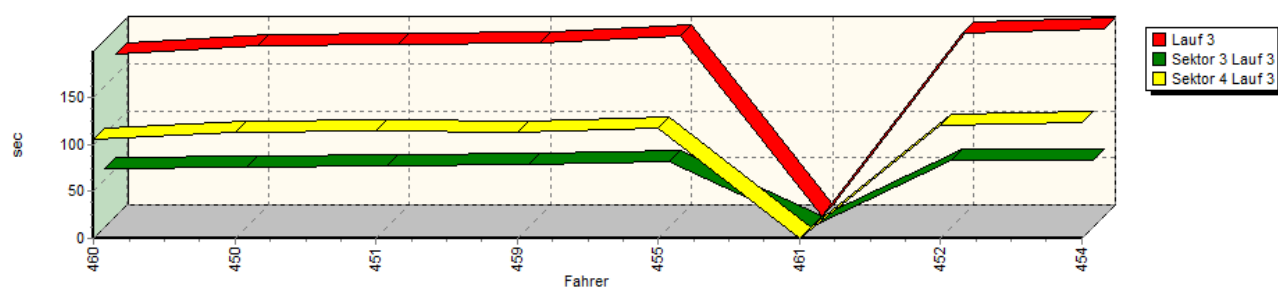
Speed-Diagramm Lauf 3



Sektor-Diagramm (Start) Lauf 3



Sektor-Diagramm (Rest) Lauf 3



Rg.	Nr.	Sektor 1 (20m)	Sektor 2 (20-45m)	Sektor 3	Speed (P22)	Sektor 4	Laufzeit	Speed (Lauf)	
1	460	<b>BAUER Robert</b>		VW Polo					
		Lauf 1:	00:03.249	00:01.859	01:12.700	141,95 km/h	02:02.618	03:20.426	98,79 km/h
		Lauf 2:	00:02.797	00:01.699	01:07.489	148,53 km/h	01:54.822	03:06.807	105,99 km/h
		Lauf 3:	00:02.490	00:01.524	01:03.177	152,93 km/h	01:46.435	02:53.626	114,04 km/h

### Sektorzeiten & Speeds - Rennen - Gruppe H bis 1150 ccm - Klasse 28

Rg.	Nr.		Sektor 1 (20m)	Sektor 2 (20-45m)	Sektor 3	Speed (P22)	Sektor 4	Laufzeit	Speed (Lauf)
2	450	<b>DEUTSCH Bernd</b>		Schneider Audi 50					
		Lauf 1:	00:03.686	00:01.817	01:15.915	140,02 km/h	02:07.276	03:28.694	94,88 km/h
		Lauf 2:	00:02.665	00:01.575	01:08.794	145,99 km/h	01:57.369	03:10.403	103,99 km/h
		Lauf 3:	00:02.472	00:01.472	01:04.562	152,44 km/h	01:52.926	03:01.432	109,13 km/h
3	451	<b>STELBERG Thomas</b>		VW Schneider Polo Coupé 16V					
		Lauf 1:	00:03.310	00:01.894	01:16.119	134,16 km/h	02:07.306	03:28.629	94,91 km/h
		Lauf 2:	00:02.825	00:01.670	01:09.285	140,11 km/h	02:01.929	03:15.709	101,17 km/h
		Lauf 3:	00:02.459	00:01.410	01:05.031	150,43 km/h	01:54.739	03:03.639	107,82 km/h
4	459	<b>RICHTER Peter</b>		VW Capricorn Polo					
		Lauf 1:	00:03.251	00:01.898	01:19.720	127,29 km/h	02:16.742	03:41.611	89,35 km/h
		Lauf 2:	00:02.724	00:01.743	01:12.491	136,92 km/h	02:07.691	03:24.649	96,75 km/h
		Lauf 3:	00:02.438	00:01.676	01:07.230	144,52 km/h	01:52.817	03:04.161	107,51 km/h
5	455	<b>EBERLE Jörg</b>		Fiat 127 Sturm Keepsake					
		Lauf 1:	00:02.685	00:01.628	01:20.728	131,17 km/h	02:12.504	03:37.545	91,02 km/h
		Lauf 2:	00:02.503	00:01.570	01:15.209	134,91 km/h	02:06.180	03:25.462	96,37 km/h
		Lauf 3:	00:02.414	00:01.527	01:10.467	136,92 km/h	01:57.252	03:11.660	103,31 km/h
6	461	<b>HEßBERGER Jürgen</b>		Fiat 127 Sport Martini-Racing					
		Lauf 1:	00:02.974	00:01.737	01:14.596	131,24 km/h	02:03.127	03:22.434	97,81 km/h
		Lauf 2:	00:02.826	00:01.604	01:11.643	133,98 km/h	01:59.232	03:15.305	101,38 km/h
		Lauf 3:	*	*	*	* km/h	*	*	* km/h
7	452	<b>DEUTSCH Stefanie</b>		Schneider Audi 50					
		Lauf 1:	00:03.800	00:02.147	01:23.970	131,25 km/h	02:16.148	03:46.065	87,59 km/h
		Lauf 2:	00:02.826	00:01.684	01:14.692	134,72 km/h	02:07.006	03:26.208	96,02 km/h
		Lauf 3:	00:02.416	00:01.529	01:10.826	129,57 km/h	02:01.014	03:15.785	101,13 km/h
8	454	<b>RAUCH Rolf</b>		Fiat 128 Coupé					
		Lauf 1:	00:02.940	00:01.790	01:22.608	116,32 km/h	02:20.044	03:47.382	87,08 km/h
		Lauf 2:	00:02.812	00:01.704	01:22.396	125,61 km/h	02:16.193	03:43.105	88,75 km/h
		Lauf 3:	00:02.487	00:01.654	01:12.053	133,04 km/h	02:03.535	03:19.729	99,13 km/h