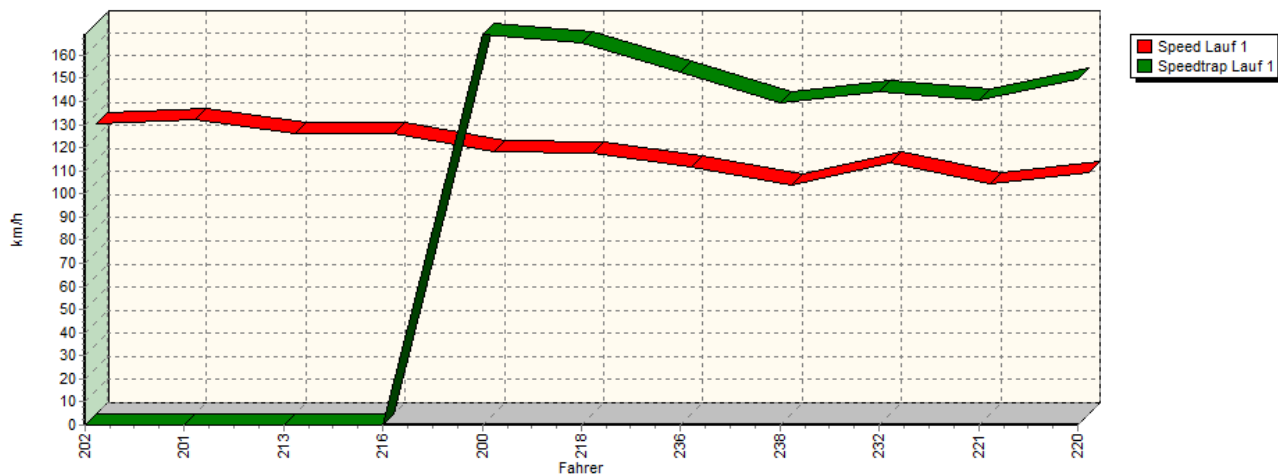
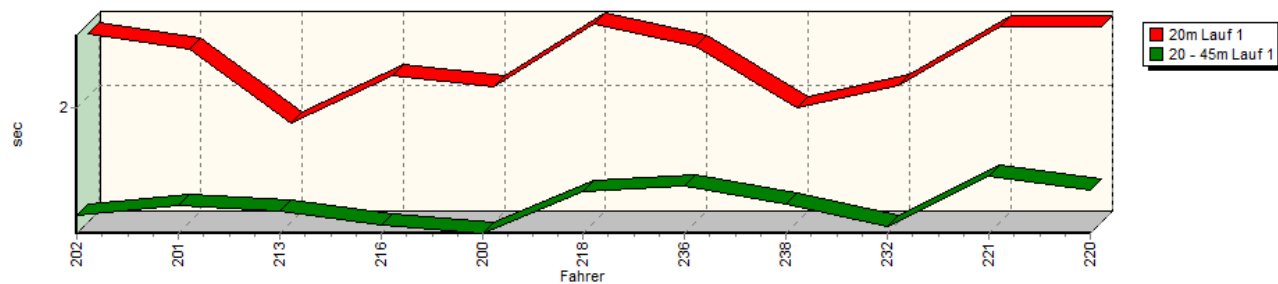


## Sektorzeiten & Speeds - Rennen - Gruppe E1, FS und Gruppe E2-SH

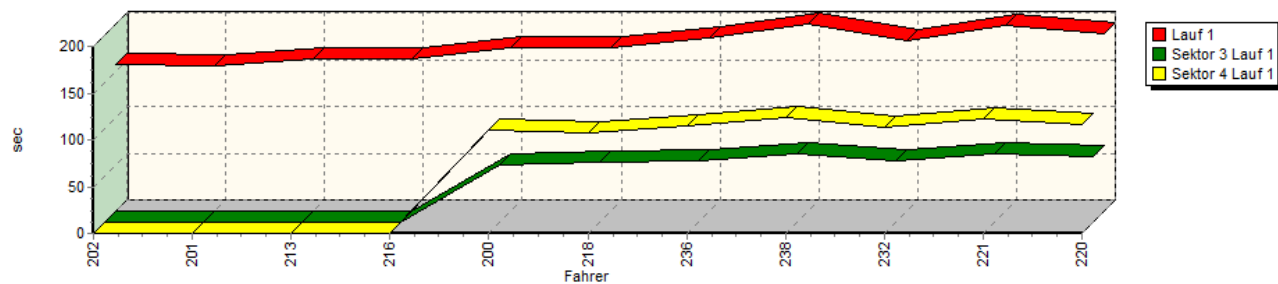
Speed-Diagramm Lauf 1



Sektor-Diagramm (Start) Lauf 1

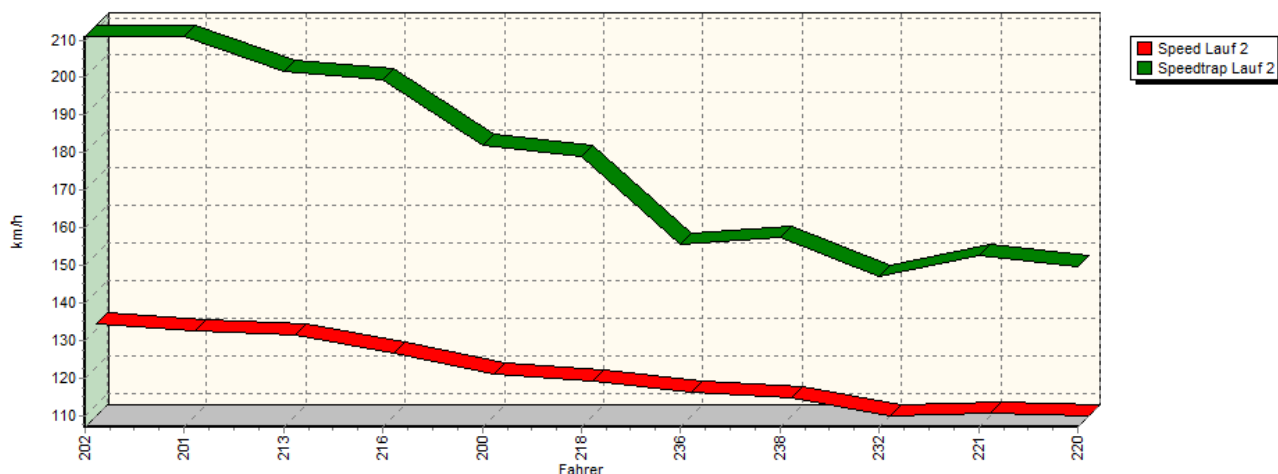


Sektor-Diagramm (Rest) Lauf 1

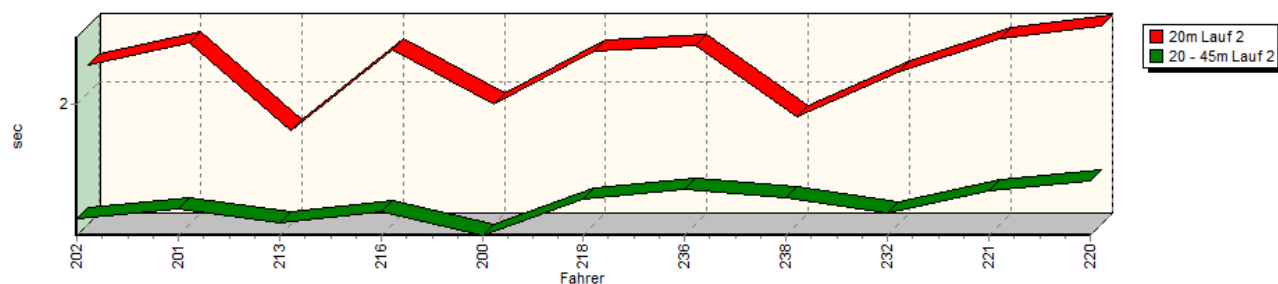


## Sektorzeiten & Speeds - Rennen - Gruppe E1, FS und Gruppe E2-SH

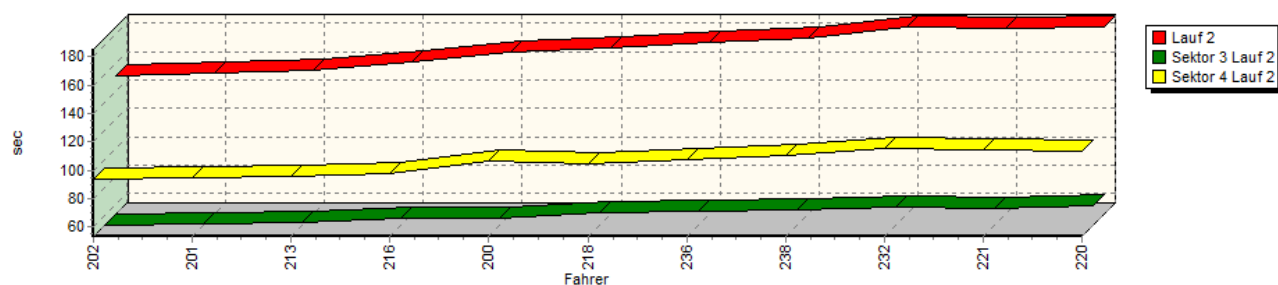
Speed-Diagramm Lauf 2



Sektor-Diagramm (Start) Lauf 2



Sektor-Diagramm (Rest) Lauf 2



Rg.	Nr.	Sektor 1 (20m)	Sektor 2 (20-45m)	Sektor 3	Speed (P22)	Sektor 4	Laufzeit	Speed (Lauf)
1	202	<b>BRENNER Norbert</b>		Opel Vectra DTM V8				
		Lauf 1:	00:02.404	00:01.326	*	0,00 km/h	*	02:37.505
		Lauf 2:	00:02.186	00:01.226	00:53.553	210,83 km/h	01:33.722	02:30.687
2	201	<b>HOFFMANN Klaus</b>		Opel Astra DTM V8				
		Lauf 1:	00:02.302	00:01.387	*	0,00 km/h	*	02:35.780
		Lauf 2:	00:02.346	00:01.287	00:54.593	210,94 km/h	01:34.792	02:33.018

### Sektorzeiten & Speeds - Rennen - Gruppe E1, FS und Gruppe E2-SH

Rg.	Nr.		Sektor 1 (20m)	Sektor 2 (20-45m)	Sektor 3	Speed (P22)	Sektor 4	Laufzeit	Speed (Lauf)
3	213	<b>STOLZ Herbert</b>		Porsche 935 DP II					
		Lauf 1:	00:01.840	00:01.347	*	0,00 km/h	*	02:42.946	121,51 km/h
		Lauf 2:	00:01.749	00:01.197	00:55.959	201,68 km/h	01:35.368	02:34.273	128,34 km/h
4	216	<b>MICHL Dan</b>		Opel Michl 2.8					
		Lauf 1:	00:02.139	00:01.261	*	0,00 km/h	*	02:43.485	121,11 km/h
		Lauf 2:	00:02.298	00:01.277	00:58.950	199,53 km/h	01:37.821	02:40.346	123,48 km/h
5	200	<b>HANDA Norbert</b>		Lancia Delta Integrale Evo 3					
		Lauf 1:	00:02.066	00:01.208	01:01.211	168,97 km/h	01:50.008	02:54.493	113,47 km/h
		Lauf 2:	00:01.930	00:01.112	00:58.042	182,01 km/h	01:46.530	02:47.614	118,13 km/h
6	218	<b>PFEIL Lutz</b>		BMW M3					
		Lauf 1:	00:02.464	00:01.474	01:04.360	165,12 km/h	01:47.372	02:55.670	112,71 km/h
		Lauf 2:	00:02.281	00:01.361	01:02.129	178,91 km/h	01:44.606	02:50.377	116,21 km/h
7	236	<b>SCHUSTER Jürgen</b>		Mazda RX-7					
		Lauf 1:	00:02.325	00:01.513	01:06.525	152,54 km/h	01:55.358	03:05.721	106,61 km/h
		Lauf 2:	00:02.326	00:01.428	01:03.118	155,57 km/h	01:47.724	02:54.596	113,40 km/h
8	238	<b>URLAND Ronny</b>		Trabant 601S					
		Lauf 1:	00:01.934	00:01.393	01:12.837	139,53 km/h	02:04.203	03:20.367	98,82 km/h
		Lauf 2:	00:01.837	00:01.363	01:03.945	157,56 km/h	01:50.237	02:57.382	111,62 km/h
9	232	<b>MIETHKE Günter</b>		VW Käfer 1302RS					
		Lauf 1:	00:02.071	00:01.255	01:05.937	144,46 km/h	01:53.198	03:02.461	108,52 km/h
		Lauf 2:	00:02.140	00:01.266	01:06.537	146,95 km/h	01:55.187	03:05.130	106,95 km/h
10	221	<b>JURISIC Mario</b>		Citroën AX					
		Lauf 1:	00:02.450	00:01.567	01:12.766	140,40 km/h	02:02.372	03:19.155	99,42 km/h
		Lauf 2:	00:02.366	00:01.412	01:05.761	152,76 km/h	01:54.244	03:03.783	107,74 km/h
11	220	<b>SCHWAN Roman</b>		Renault Clio Williams					
		Lauf 1:	00:02.445	00:01.483	01:09.535	149,56 km/h	01:56.694	03:10.157	104,12 km/h
		Lauf 2:	00:02.455	00:01.479	01:07.599	149,76 km/h	01:53.650	03:05.183	106,92 km/h