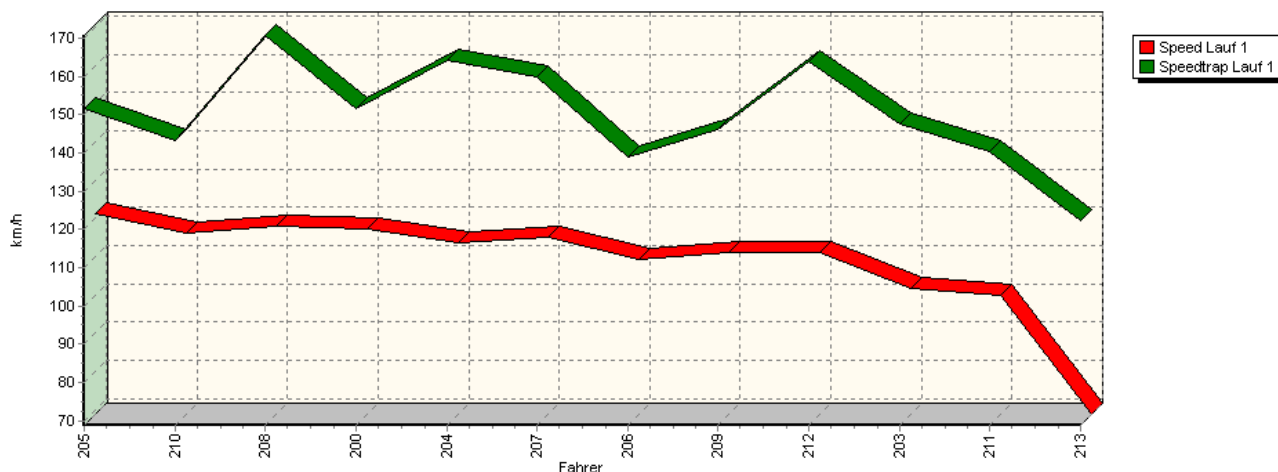
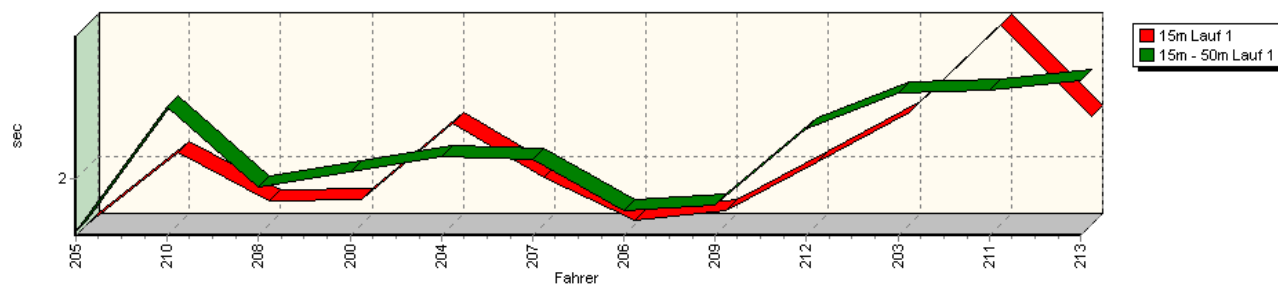


Sektorzeiten & Speeds - Gruppe E1, FS (DMSB) über 2000 ccm - Klasse 25

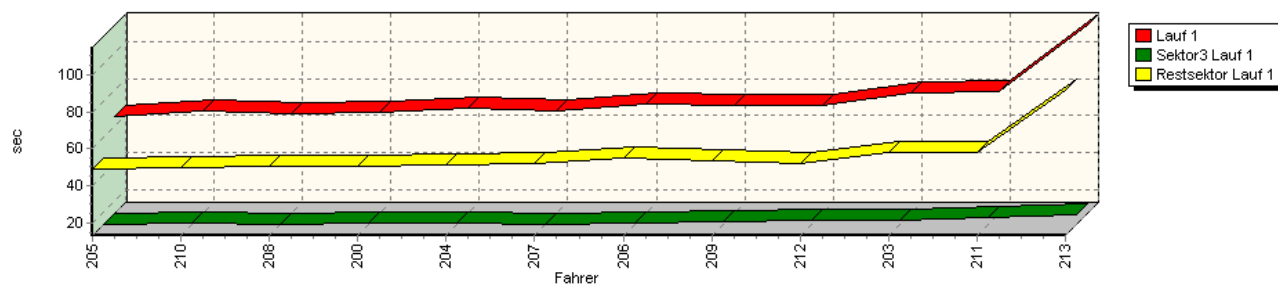
Speed-Diagramm Lauf 1



Sektor-Diagramm (Start) Lauf 1

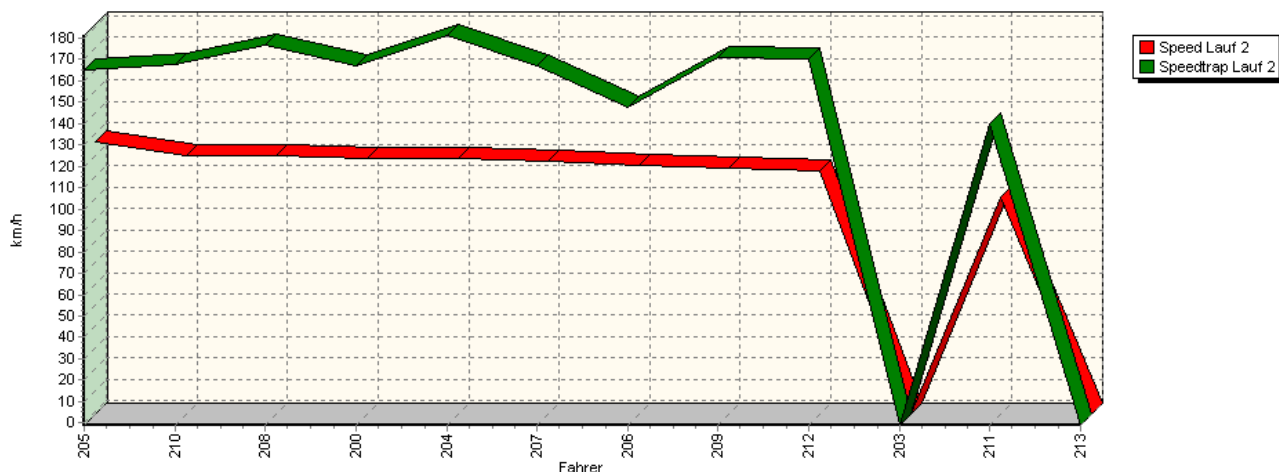


Sektor-Diagramm (Rest) Lauf 1

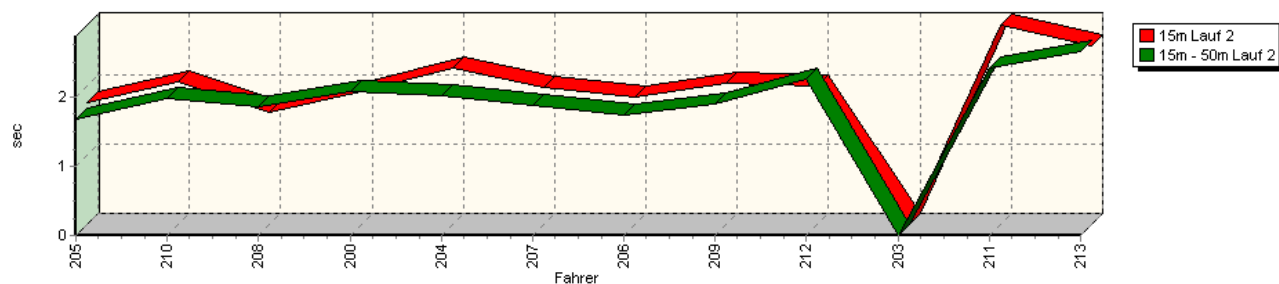


Sektorzeiten & Speeds - Gruppe E1, FS (DMSB) über 2000 ccm - Klasse 25

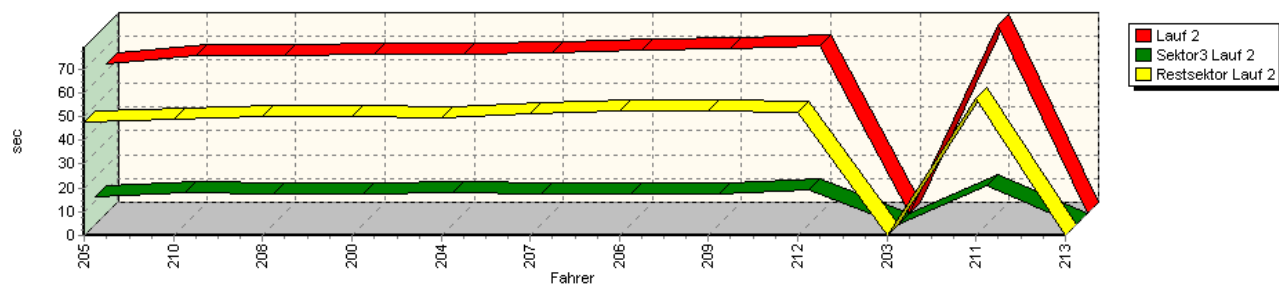
Speed-Diagramm Lauf 2



Sektor-Diagramm (Start) Lauf 2



Sektor-Diagramm (Rest) Lauf 2



Rg.	Nr.	Sektor 1 (15m)	Sektor 2 (15-50m)	Sektor 3	Speed Trap	Sektor 4	Laufzeit	Speed (Lauf)	
1	205	BÜELER Toni		Mitsubishi Lancer EVO 6 RS					
		Lauf 1:	00:01.690	00:01.716	00:12.862	151,54 km/h	00:49.032	01:05.300	121,29 km/h
		Lauf 2:	00:01.771	00:01.687	00:11.619	164,73 km/h	00:47.721	01:02.798	126,12 km/h
2	210	PREGARTNER Herbert		Porsche 911 GT2 RSR					
		Lauf 1:	00:02.086	00:02.399	00:13.869	143,37 km/h	00:49.823	01:08.177	116,17 km/h
		Lauf 2:	00:02.063	00:01.994	00:13.432	167,37 km/h	00:48.553	01:06.042	119,92 km/h

Sektorzeiten & Speeds - Gruppe E1, FS (DMSB) über 2000 ccm - Klasse 25

Rg.	Nr.		Sektor 1 (15m)	Sektor 2 (15-50m)	Sektor 3	Speed Trap	Sektor 4	Laufzeit	Speed (Lauf)
3	208	STOLZ Herbert		Porsche 935 DP II					
		Lauf 1:	00:01.817	00:01.955	00:13.217	170,73 km/h	00:50.201	01:07.190	117,88 km/h
		Lauf 2:	00:01.625	00:01.868	00:12.961	176,22 km/h	00:49.788	01:06.242	119,56 km/h
4	200	HANDA Norbert		Lancia Delta Integ. EVO 3					
		Lauf 1:	00:01.825	00:02.041	00:13.518	151,48 km/h	00:50.135	01:07.519	117,30 km/h
		Lauf 2:	00:01.914	00:02.079	00:12.961	166,77 km/h	00:49.892	01:06.846	118,48 km/h
5	204	MICHL Dan		Opel Michl Speedster					
		Lauf 1:	00:02.247	00:02.124	00:13.870	164,14 km/h	00:51.523	01:09.764	113,52 km/h
		Lauf 2:	00:02.273	00:02.034	00:13.184	181,05 km/h	00:49.454	01:06.945	118,31 km/h
6	207	PAILER Felix		Lancia Integrale					
		Lauf 1:	00:01.947	00:02.107	00:12.987	159,72 km/h	00:51.813	01:08.854	115,03 km/h
		Lauf 2:	00:01.992	00:01.889	00:12.559	166,65 km/h	00:50.986	01:07.426	117,46 km/h
7	206	JELINEK Michael		Subaru Impreza GT Turbo					
		Lauf 1:	00:01.713	00:01.829	00:13.829	138,87 km/h	00:55.096	01:12.467	109,29 km/h
		Lauf 2:	00:01.839	00:01.738	00:13.072	147,33 km/h	00:52.038	01:08.687	115,31 km/h
8	209	ZLATKOV Nikolay		Audi Quattro S1					
		Lauf 1:	00:01.766	00:01.861	00:14.040	146,23 km/h	00:53.716	01:11.383	110,95 km/h
		Lauf 2:	00:02.040	00:01.899	00:12.951	170,85 km/h	00:52.495	01:09.385	114,15 km/h
9	212	NAUSCHNEGG Reinhold		Vmax Opel Calibra Turbo					
		Lauf 1:	00:02.037	00:02.280	00:14.761	163,90 km/h	00:52.330	01:11.408	110,91 km/h
		Lauf 2:	00:02.012	00:02.256	00:14.652	170,18 km/h	00:51.529	01:10.449	112,42 km/h
10	203	RÖCK Roland		VW Golf I					
		Lauf 1:	00:02.306	00:02.479	00:15.408	147,56 km/h	00:57.818	01:18.011	101,52 km/h
		Lauf 2:	*	*	*	* km/h	*	*	* km/h
11	211	FAVRE Bertrand		BMW E30					
		Lauf 1:	00:02.791	00:02.494	00:16.304	140,47 km/h	00:57.692	01:19.281	99,90 km/h
		Lauf 2:	00:02.886	00:02.432	00:16.158	139,58 km/h	00:57.590	01:19.066	100,17 km/h
12	213	KLAGES Jürgen		VW Käfer					
		Lauf 1:	00:02.288	00:02.544	00:18.409	122,12 km/h	01:31.963	01:55.204	68,75 km/h
		Lauf 2:	00:02.590	00:02.669	*	* km/h	*	A	* km/h