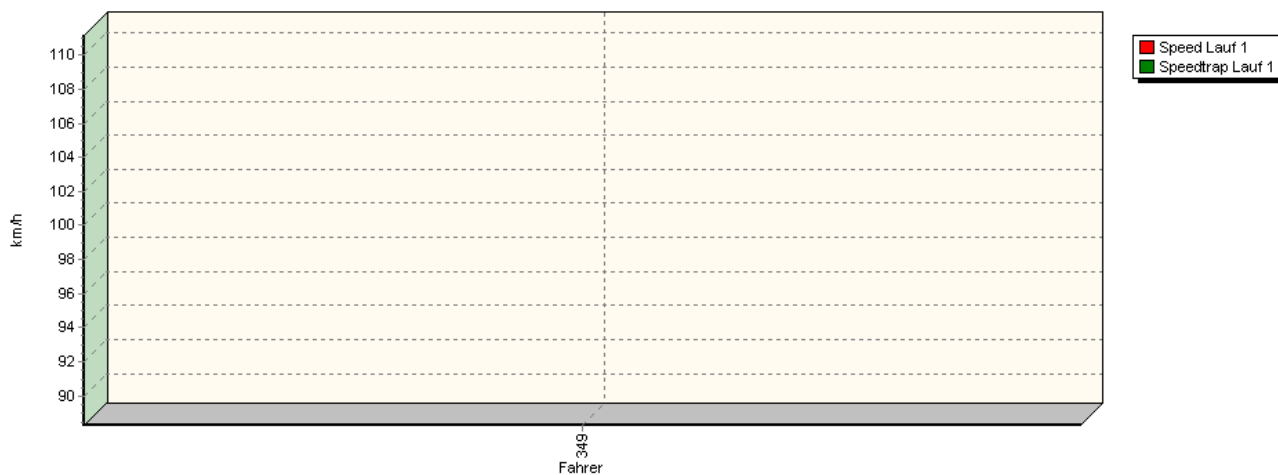
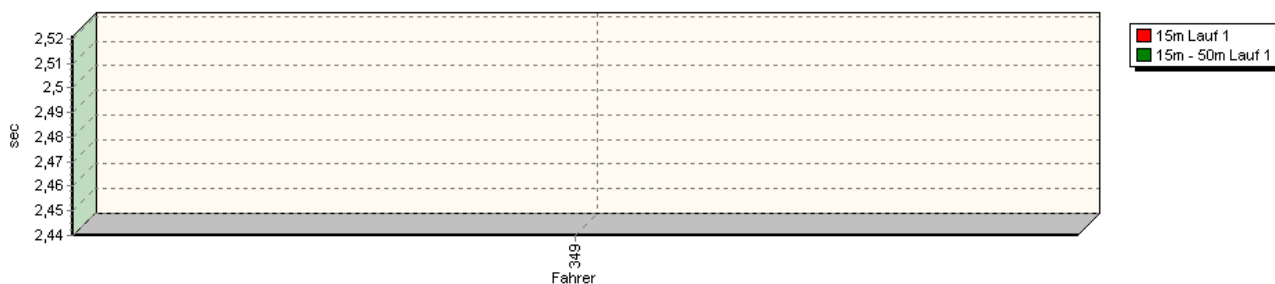


Sektorzeiten & Speeds - Gr. H Diesel und Gr. H über 2000 ccm

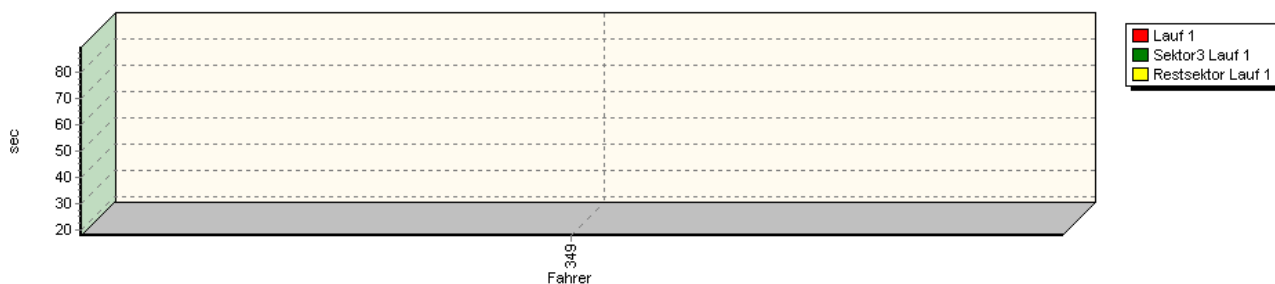
Speed-Diagramm Lauf 1



Sektor-Diagramm (Start) Lauf 1

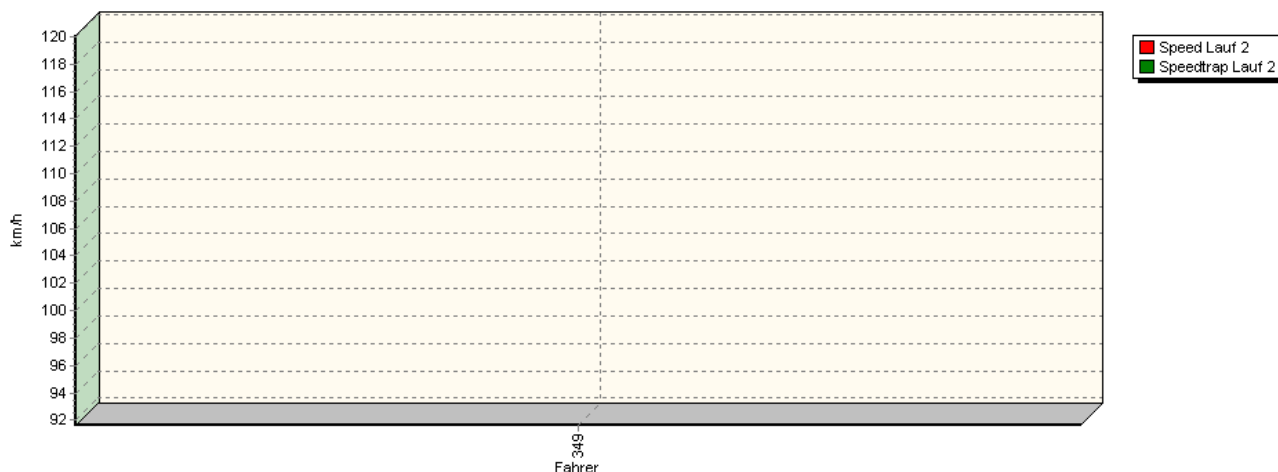


Sektor-Diagramm (Rest) Lauf 1

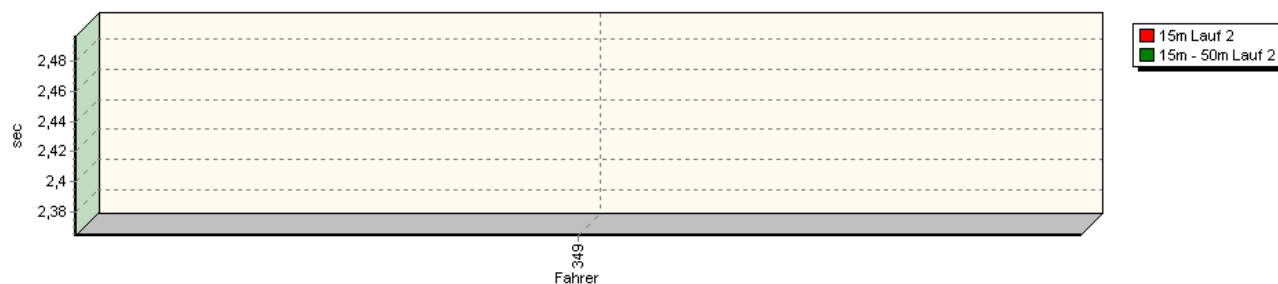


Sektorzeiten & Speeds - Gr. H Diesel und Gr. H über 2000 ccm

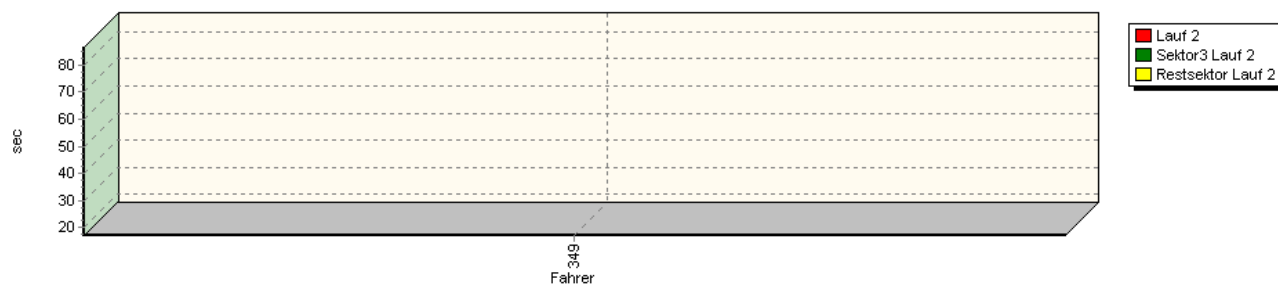
Speed-Diagramm Lauf 2



Sektor-Diagramm (Start) Lauf 2



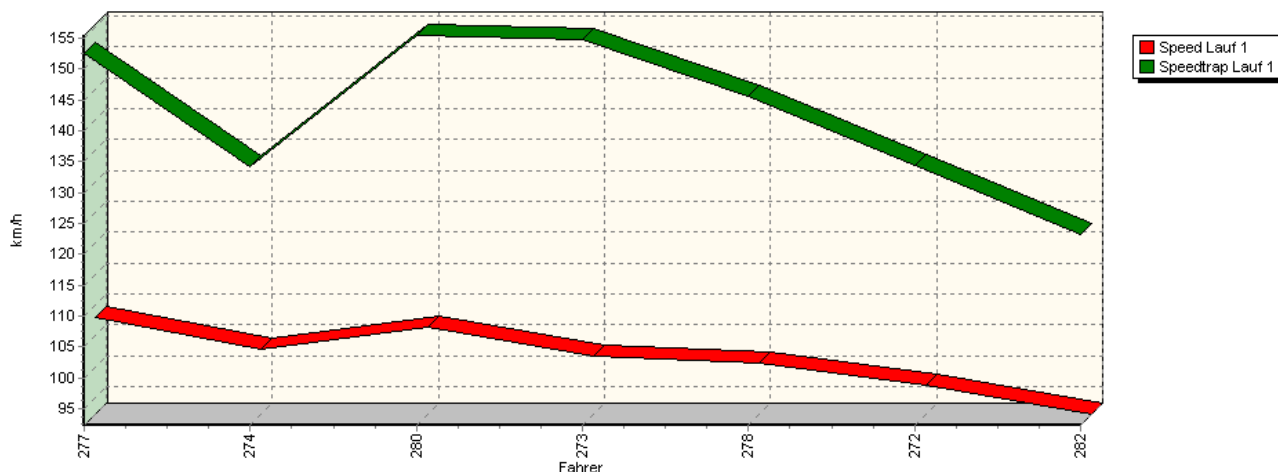
Sektor-Diagramm (Rest) Lauf 2



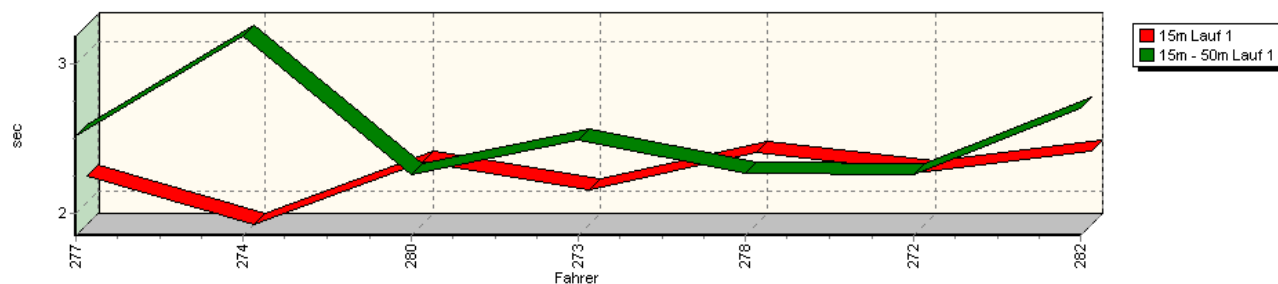
Rg.	Nr.	Sektor 1 (15m)	Sektor 2 (15-50m)	Sektor 3	Speed Trap	Sektor 4	Laufzeit	Speed (Lauf)	
1	349	KOLLER Sepp		Alfa Romeo 147 Diesel					
		Lauf 1:	00:02.440	00:02.521	00:18.029	111,15 km/h	01:06.725	01:29.715	88,28 km/h
		Lauf 2:	00:02.364	00:02.497	00:17.174	120,10 km/h	01:04.399	01:26.434	91,63 km/h

Sektorzeiten & Speeds - Gr. H Diesel und Gr. H über 2000 ccm

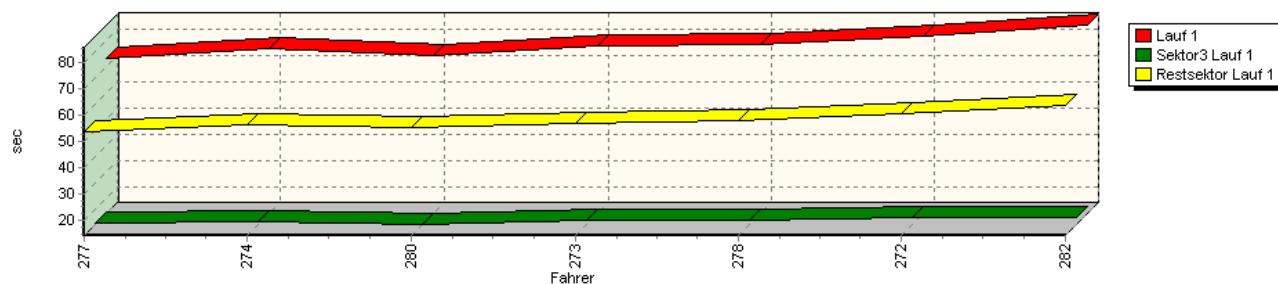
Speed-Diagramm Lauf 1



Sektor-Diagramm (Start) Lauf 1

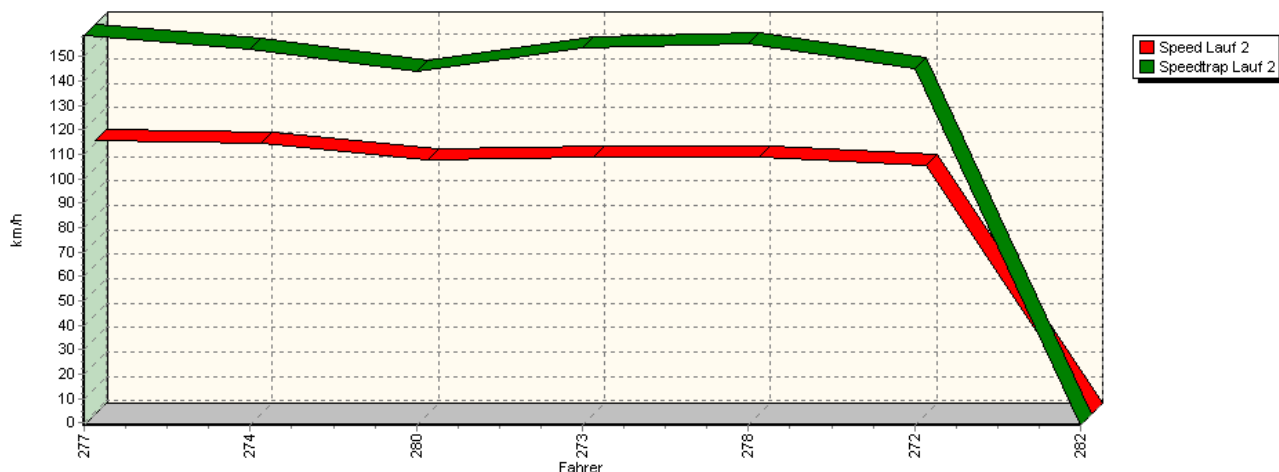


Sektor-Diagramm (Rest) Lauf 1

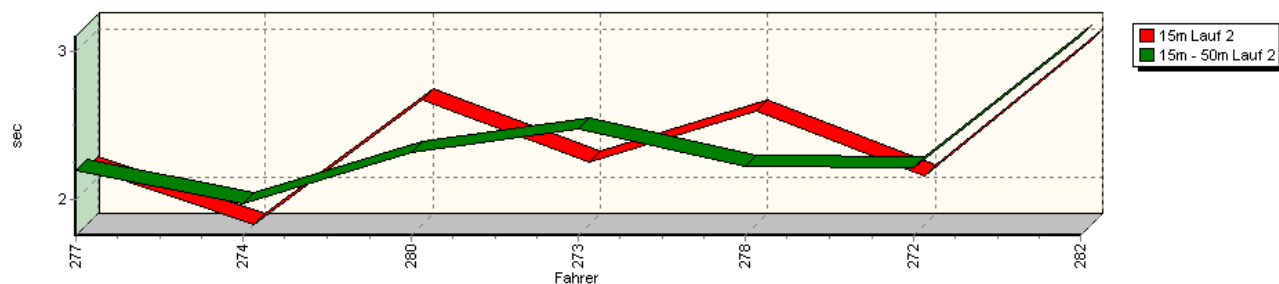


Sektorzeiten & Speeds - Gr. H Diesel und Gr. H über 2000 ccm

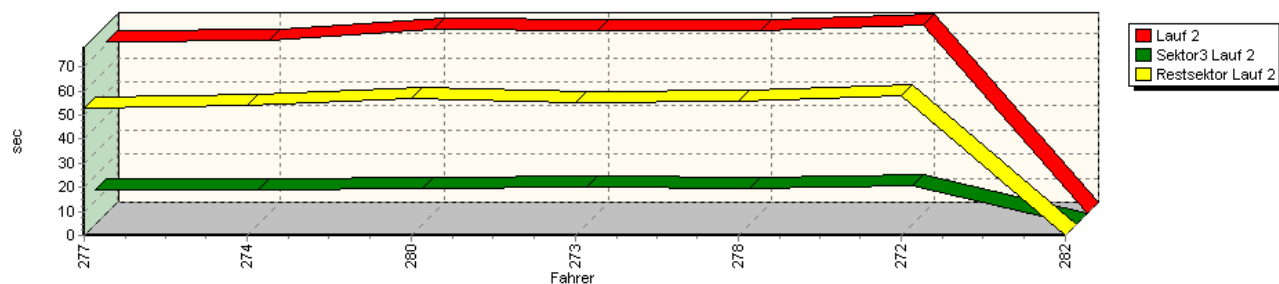
Speed-Diagramm Lauf 2



Sektor-Diagramm (Start) Lauf 2



Sektor-Diagramm (Rest) Lauf 2



Rg.	Nr.	Sektor 1 (15m)	Sektor 2 (15-50m)	Sektor 3	Speed Trap	Sektor 4	Laufzeit	Speed (Lauf)
1	277	AUER Christian		BMW 320is				
		Lauf 1:	00:02.176	00:02.517	00:14.809	152,49 km/h	00:53.902	01:13.404 +15s 107,90 km/h
		Lauf 2:	00:02.145	00:02.199	00:14.276	158,68 km/h	00:52.802	01:11.422 110,89 km/h
2	274	STRUCKMANN Norman		Ford Escort Cosworth				
		Lauf 1:	00:01.849	00:03.182	00:15.547	134,05 km/h	00:56.478	01:17.056 102,78 km/h
		Lauf 2:	00:01.756	00:01.976	00:14.496	153,26 km/h	00:53.871	01:12.099 109,85 km/h

Sektorzeiten & Speeds - Gr. H Diesel und Gr. H über 2000 ccm

Rg.	Nr.		Sektor 1 (15m)	Sektor 2 (15-50m)	Sektor 3	Speed Trap	Sektor 4	Laufzeit	Speed (Lauf)
3	280	BANZ Urs		Opel Ascona B 16					
		Lauf 1:	00:02.270	00:02.256	00:14.364	155,41 km/h	00:55.551	01:14.441	106,39 km/h
		Lauf 2:	00:02.596	00:02.318	00:15.000	143,91 km/h	00:56.697	01:16.611	103,38 km/h
4	273	LUDWIG Harald		BMW M3					
		Lauf 1:	00:02.081	00:02.491	00:16.200	154,76 km/h	00:57.145	01:17.917	101,65 km/h
		Lauf 2:	00:02.176	00:02.482	00:15.643	153,84 km/h	00:55.500	01:15.801	104,48 km/h
5	278	HAUFF Siegfried		Opel Kadett C Coupé					
		Lauf 1:	00:02.328	00:02.270	00:16.071	145,56 km/h	00:58.030	01:18.699	100,64 km/h
		Lauf 2:	00:02.521	00:02.229	00:15.084	155,26 km/h	00:56.023	01:15.857	104,41 km/h
6	272	OSTERMANN Thomas		BMW E30 Hartge					
		Lauf 1:	00:02.204	00:02.256	00:16.857	134,36 km/h	01:00.329	01:21.646	97,00 km/h
		Lauf 2:	00:02.088	00:02.216	00:16.119	145,13 km/h	00:57.841	01:18.264	101,20 km/h
7	282	EBERLE Franz		BMW 325 i M3					
		Lauf 1:	00:02.335	00:02.697	00:17.250	123,21 km/h	01:03.516	01:25.798	92,31 km/h
		Lauf 2:	00:03.007	00:03.107	*	* km/h	*	A	* km/h