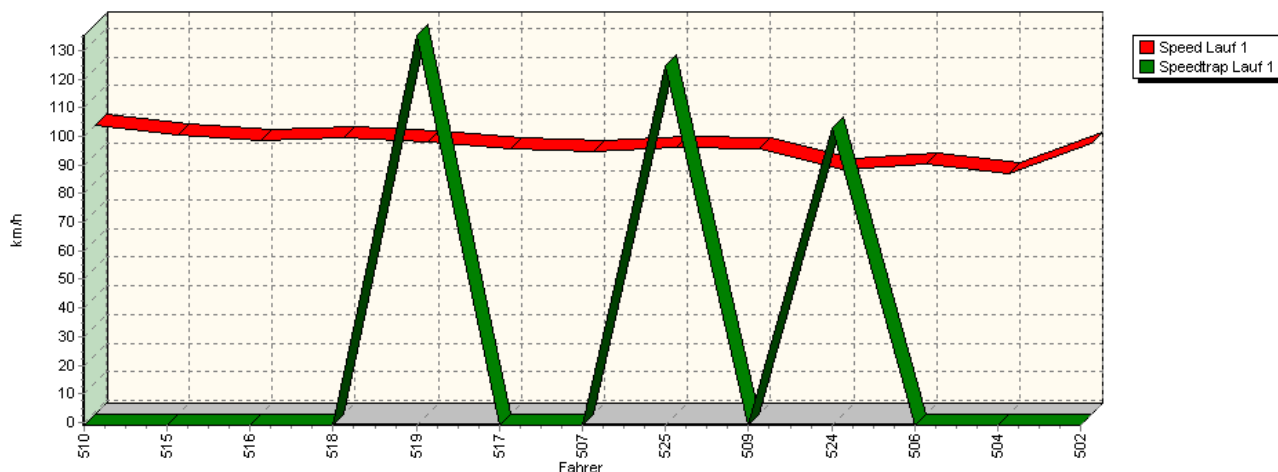
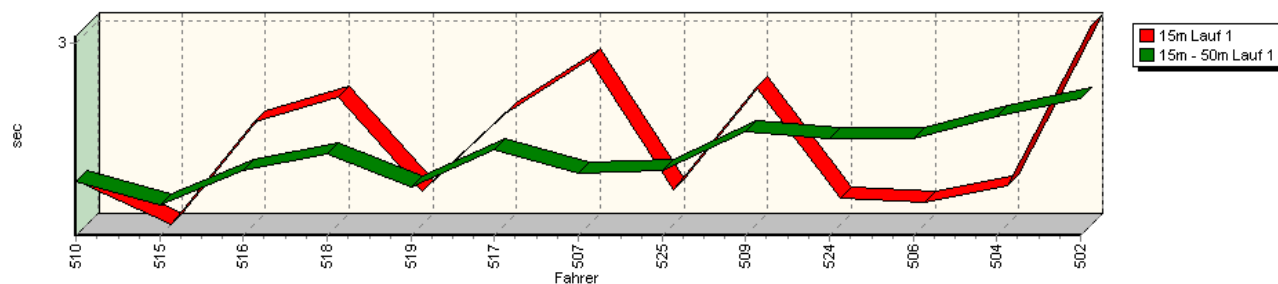


Sektorzeiten & Speeds - Gruppe H (DMSB, OSK) bis 1300 ccm NSU - Klasse 14

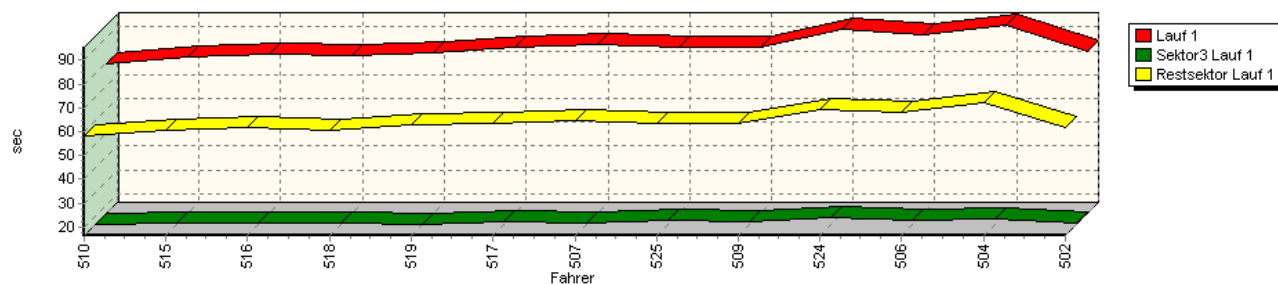
Speed-Diagramm Lauf 1



Sektor-Diagramm (Start) Lauf 1

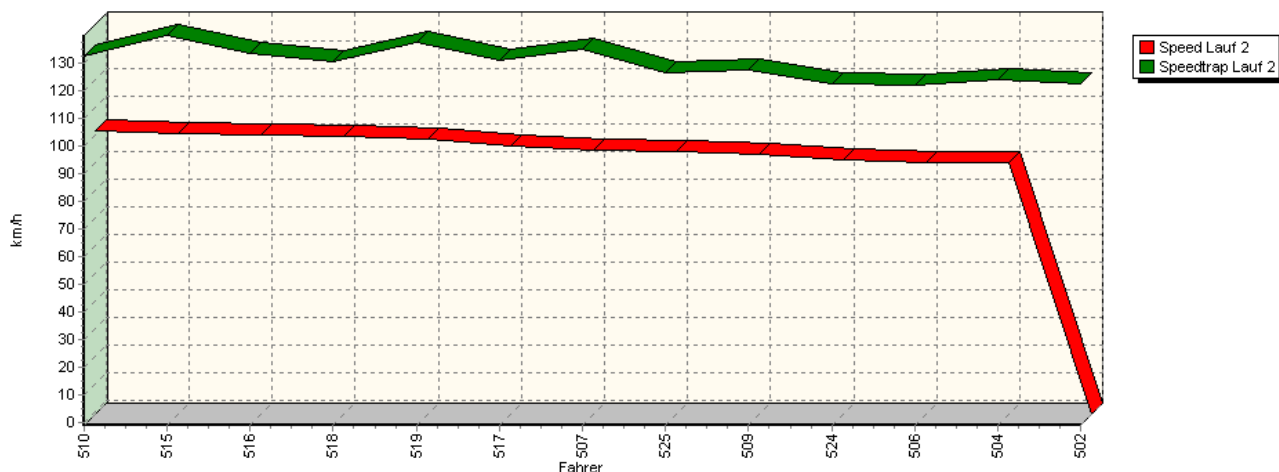


Sektor-Diagramm (Rest) Lauf 1

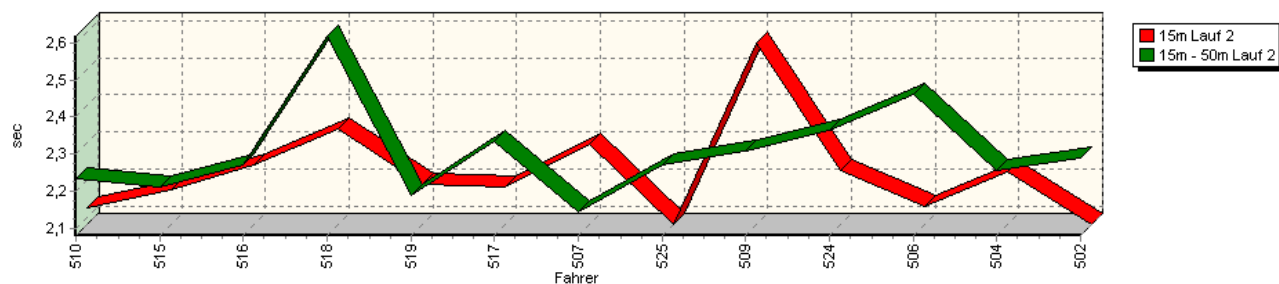


Sektorzeiten & Speeds - Gruppe H (DMSB, OSK) bis 1300 ccm NSU - Klasse 14

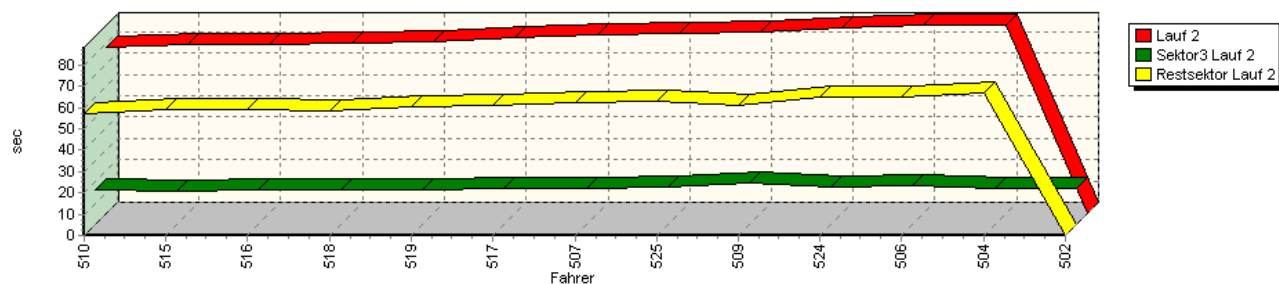
Speed-Diagramm Lauf 2



Sektor-Diagramm (Start) Lauf 2



Sektor-Diagramm (Rest) Lauf 2



Rg.	Nr.	Sektor 1 (15m)	Sektor 2 (15-50m)	Sektor 3	Speed Trap	Sektor 4	Laufzeit	Speed (Lauf)	
1	510	HOFMANN Steffen		NSU TT TNT					
		Lauf 1:	00:02.225	00:02.300	00:16.559	* km/h	00:58.277	01:19.361	99,80 km/h
		Lauf 2:	00:02.123	00:02.234	00:16.291	132,49 km/h	00:57.415	01:18.063	101,46 km/h
2	515	SCHINDLER Uwe		NSU KWR					
		Lauf 1:	00:02.030	00:02.182	00:17.191	* km/h	01:00.640	01:22.043	96,53 km/h
		Lauf 2:	00:02.172	00:02.212	00:15.707	139,87 km/h	00:58.985	01:19.076	100,16 km/h

Sektorzeiten & Speeds - Gruppe H (DMSB, OSK) bis 1300 ccm NSU - Klasse 14

Rg.	Nr.		Sektor 1 (15m)	Sektor 2 (15-50m)	Sektor 3	Speed Trap	Sektor 4	Laufzeit	Speed (Lauf)
3	516	HÖBER Jörg		NSU TT 67 Einfalt RS					
		Lauf 1:	00:02.548	00:02.356	00:16.875	* km/h	01:01.664	01:23.443	94,92 km/h
		Lauf 2:	00:02.241	00:02.269	00:16.033	133,21 km/h	00:58.813	01:19.356	99,80 km/h
4	518	HÖLLERICH Nicola		NSU TT					
		Lauf 1:	00:02.669	00:02.441	00:17.039	* km/h	01:00.533	01:22.682	95,79 km/h
		Lauf 2:	00:02.338	00:02.618	00:16.511	130,42 km/h	00:58.376	01:19.843	99,19 km/h
5	519	DAVIDOVIC Jörg		NSU TT					
		Lauf 1:	00:02.200	00:02.271	00:16.438	135,29 km/h	01:03.123	01:24.032 +15s	94,25 km/h
		Lauf 2:	00:02.187	00:02.190	00:16.135	137,39 km/h	01:00.117	01:20.629	98,23 km/h
6	517	VOGEL Michael		NSU TT Davidovic					
		Lauf 1:	00:02.590	00:02.460	00:17.737	* km/h	01:03.371	01:26.158	91,92 km/h
		Lauf 2:	00:02.181	00:02.333	00:16.983	130,95 km/h	01:01.232	01:22.729	95,73 km/h
7	507	FLEISCHER Horst		NSU-KWR					
		Lauf 1:	00:02.864	00:02.347	00:17.301	* km/h	01:04.540	01:27.052	90,98 km/h
		Lauf 2:	00:02.297	00:02.144	00:17.187	134,77 km/h	01:02.169	01:23.797	94,51 km/h
8	525	MARX Wolfgang		NSU Prinz 1000					
		Lauf 1:	00:02.207	00:02.356	00:17.903	124,47 km/h	01:03.557	01:26.023	92,07 km/h
		Lauf 2:	00:02.080	00:02.271	00:17.336	126,14 km/h	01:02.704	01:24.391	93,85 km/h
9	509	MEURER Karlheinz		NSU TT					
		Lauf 1:	00:02.724	00:02.554	00:17.502	* km/h	01:03.445	01:26.225	91,85 km/h
		Lauf 2:	00:02.569	00:02.309	00:19.279	127,31 km/h	01:00.965	01:25.122	93,04 km/h
10	524	SCHWALBE Wolfgang		NSU TT					
		Lauf 1:	00:02.163	00:02.519	00:19.289	102,88 km/h	01:09.519	01:33.490	84,71 km/h
		Lauf 2:	00:02.227	00:02.363	00:17.470	122,36 km/h	01:05.061	01:27.121	90,91 km/h
11	506	SCHABACKER Pit		NSU TT Davidovic					
		Lauf 1:	00:02.143	00:02.517	00:18.469	* km/h	01:08.308	01:31.437	86,62 km/h
		Lauf 2:	00:02.128	00:02.461	00:18.212	121,77 km/h	01:05.160	01:27.961	90,04 km/h
12	504	SZOTT Roman		NSU TT					
		Lauf 1:	00:02.226	00:02.632	00:18.607	* km/h	01:11.979	01:35.444	82,98 km/h
		Lauf 2:	00:02.222	00:02.257	00:16.801	124,11 km/h	01:06.992	01:28.272	89,72 km/h
13	502	RABUS René		NSU Einfalt TT					
		Lauf 1:	00:03.035	00:02.721	00:17.118	* km/h	01:01.491	01:24.365 +15s	93,88 km/h
		Lauf 2:	00:02.081	00:02.289	00:16.869	122,17 km/h	*	A	* km/h