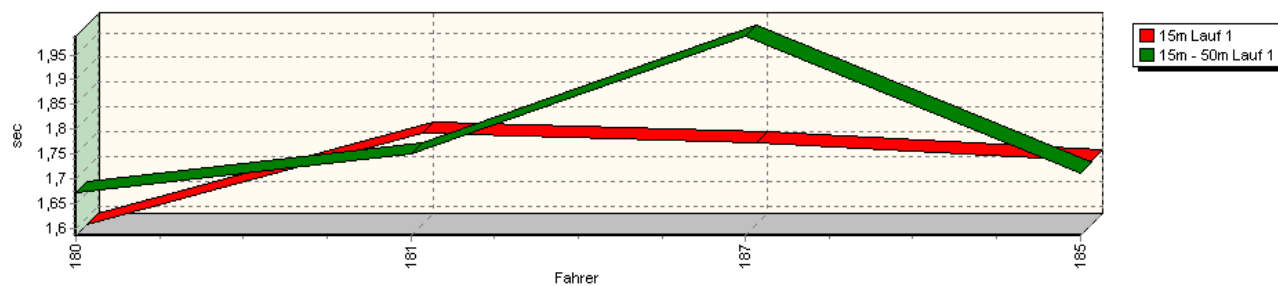


## Sektorzeiten & Speeds - Gruppe E2-SH

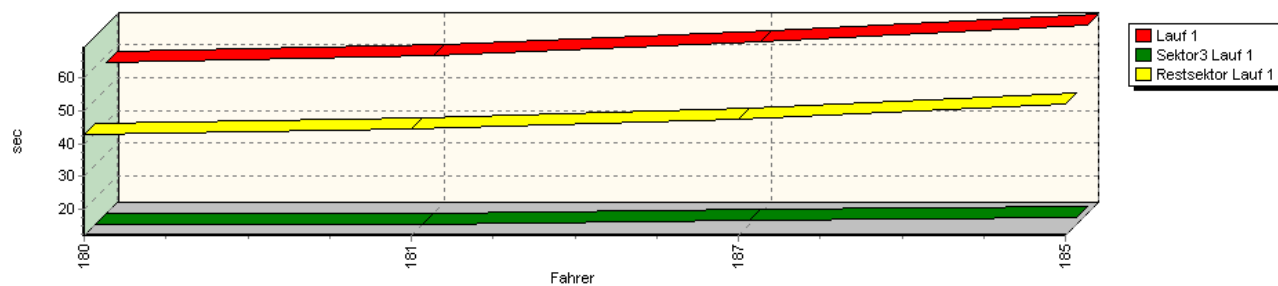
Speed-Diagramm Lauf 1



Sektor-Diagramm (Start) Lauf 1



Sektor-Diagramm (Rest) Lauf 1

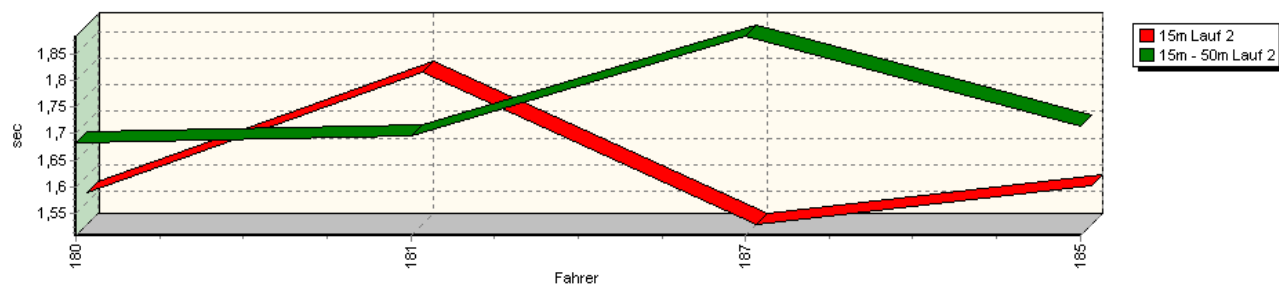


## Sektorzeiten & Speeds - Gruppe E2-SH

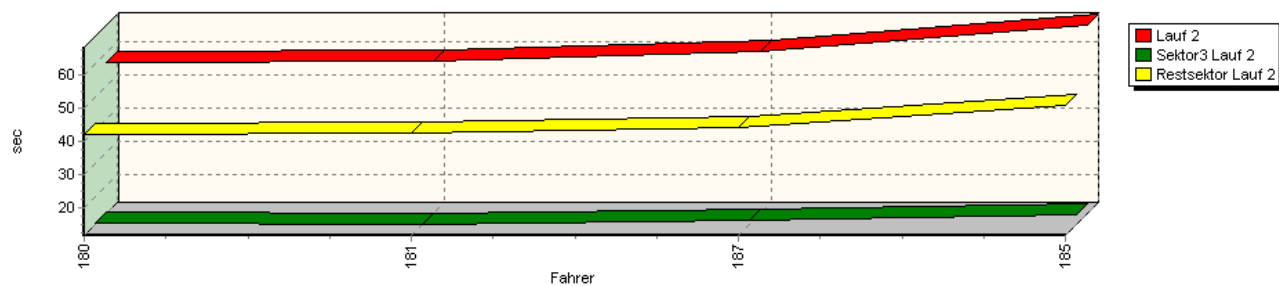
Speed-Diagramm Lauf 2



Sektor-Diagramm (Start) Lauf 2

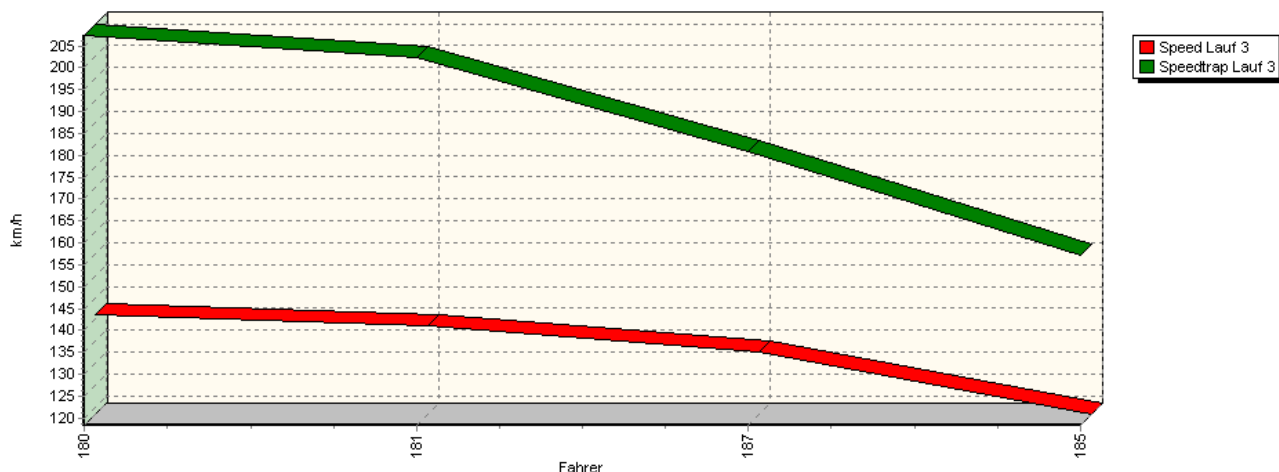


Sektor-Diagramm (Rest) Lauf 2

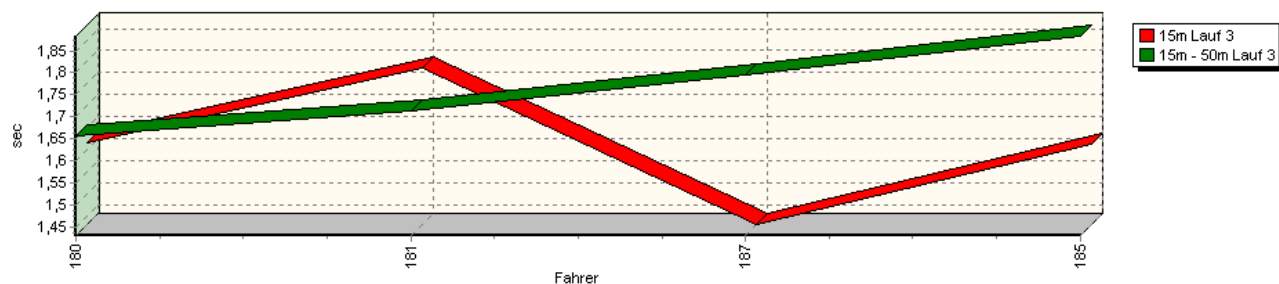


## Sektorzeiten & Speeds - Gruppe E2-SH

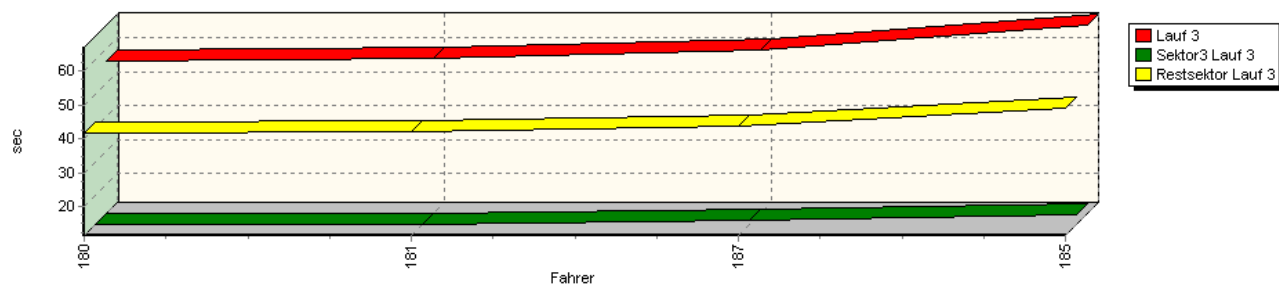
Speed-Diagramm Lauf 3



Sektor-Diagramm (Start) Lauf 3



Sektor-Diagramm (Rest) Lauf 3



Rg.	Nr.	Sektor 1 (15m)	Sektor 2 (15-50m)	Sektor 3	Speed Trap	Sektor 4	Laufzeit	Speed (Lauf)	
1	180	<b>BRENNER Norbert</b>		Opel Vectra GTS DTM V8					
		Lauf 1:	00:01.585	00:01.673	00:11.951	184,34 km/h	00:42.921	00:58.130	136,25 km/h
		Lauf 2:	00:01.567	00:01.684	00:11.812	185,61 km/h	00:41.891	00:56.954	139,06 km/h
		Lauf 3:	00:01.617	00:01.658	00:11.453	207,41 km/h	00:41.455	00:56.183	140,97 km/h

## Sektorzeiten & Speeds - Gruppe E2-SH

Rg.	Nr.		Sektor 1 (15m)	Sektor 2 (15-50m)	Sektor 3	Speed Trap	Sektor 4	Laufzeit	Speed (Lauf)
2	181	<b>HOFFMANN Klaus</b>		Opel Astra DTM V8					
		Lauf 1:	00:01.770	00:01.750	00:12.076	196,32 km/h	00:44.342	00:59.938	132,14 km/h
		Lauf 2:	00:01.797	00:01.696	00:11.491	204,99 km/h	00:42.440	00:57.424	137,92 km/h
		Lauf 3:	00:01.785	00:01.715	00:11.569	202,50 km/h	00:42.147	00:57.216	138,42 km/h
3	187	<b>CERMAK Jan</b>		Lotus WR Evora					
		Lauf 1:	00:01.750	00:01.988	00:13.022	173,59 km/h	00:47.435	01:04.195	123,37 km/h
		Lauf 2:	00:01.507	00:01.885	00:12.736	181,29 km/h	00:44.127	01:00.255	131,44 km/h
		Lauf 3:	00:01.431	00:01.794	00:12.709	180,90 km/h	00:43.847	00:59.781	132,48 km/h
4	185	<b>MIETHKE Günter</b>		VW 1302 RS					
		Lauf 1:	00:01.713	00:01.712	00:13.982	155,37 km/h	00:51.982	01:09.389	114,14 km/h
		Lauf 2:	00:01.580	00:01.714	00:14.238	159,54 km/h	00:50.660	01:08.192	116,14 km/h
		Lauf 3:	00:01.614	00:01.883	00:14.270	157,30 km/h	00:49.172	01:06.939	118,32 km/h