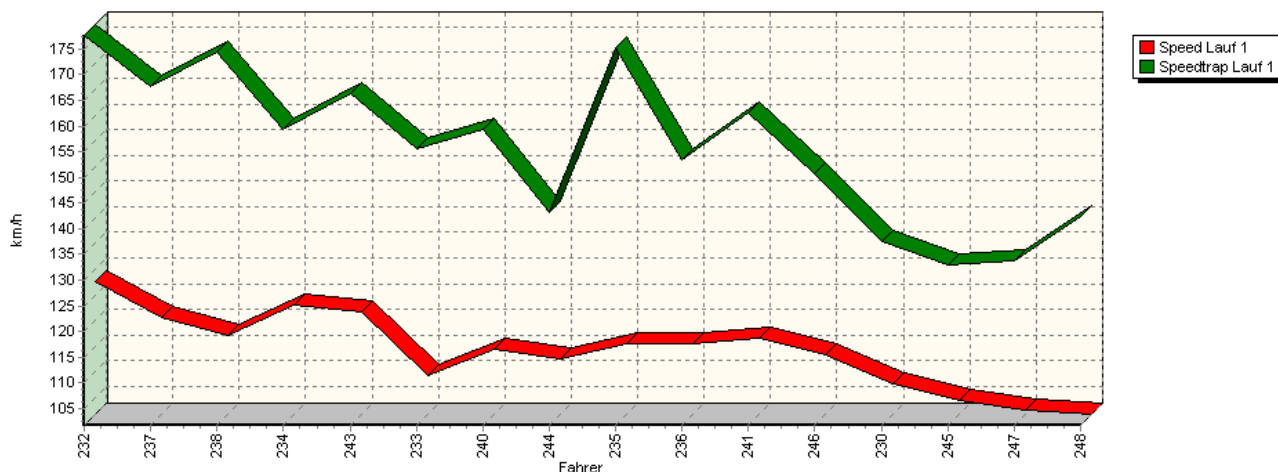
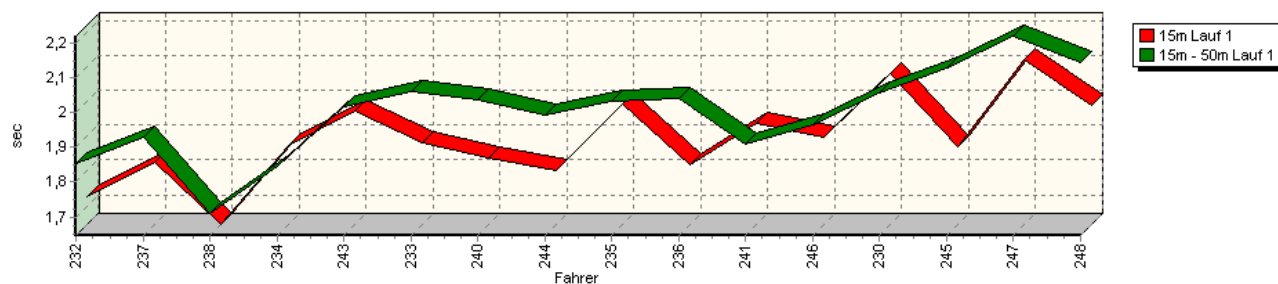


Sektorzeiten & Speeds - Gruppe E1, FS (DMSB) bis 2000 ccm - Klasse 24

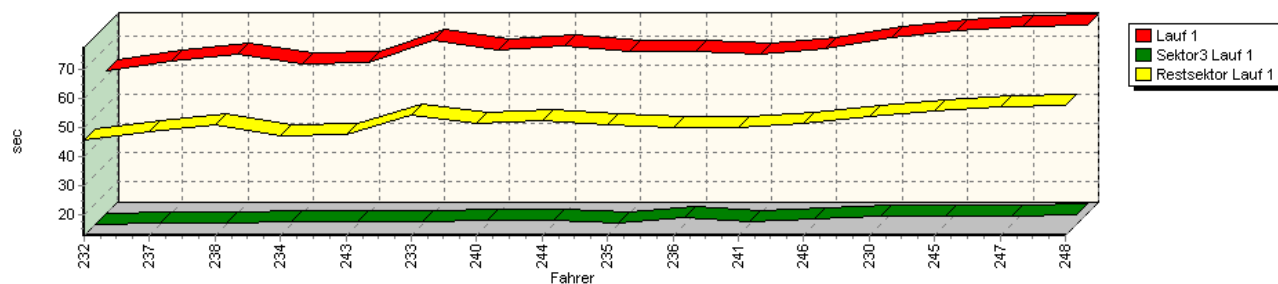
Speed-Diagramm Lauf 1



Sektor-Diagramm (Start) Lauf 1

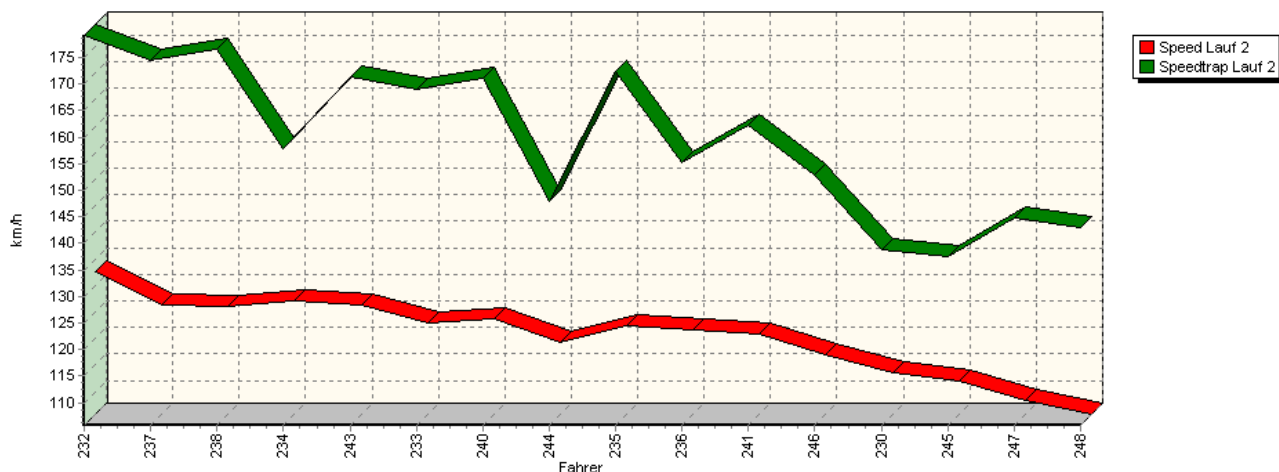


Sektor-Diagramm (Rest) Lauf 1

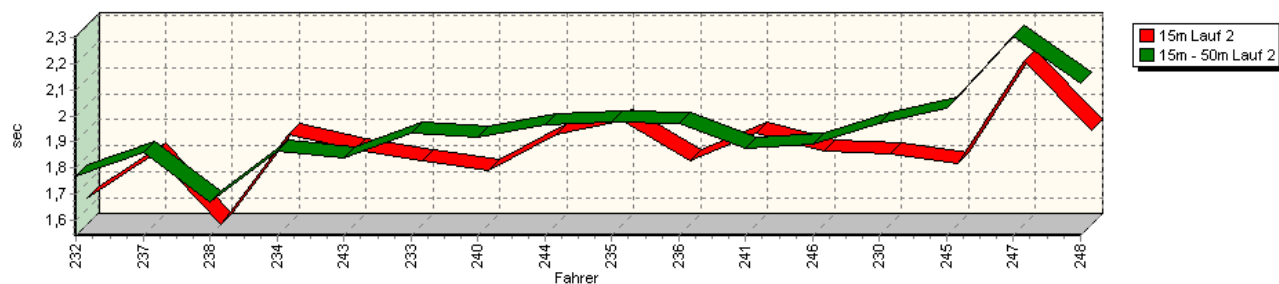


Sektorzeiten & Speeds - Gruppe E1, FS (DMSB) bis 2000 ccm - Klasse 24

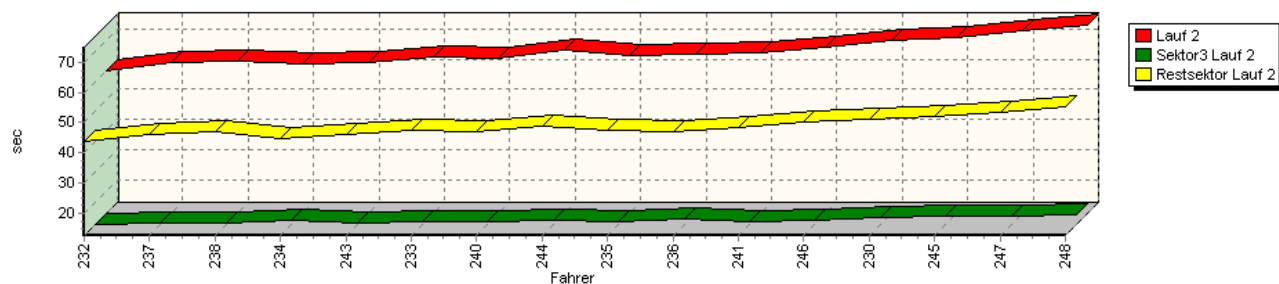
Speed-Diagramm Lauf 2



Sektor-Diagramm (Start) Lauf 2

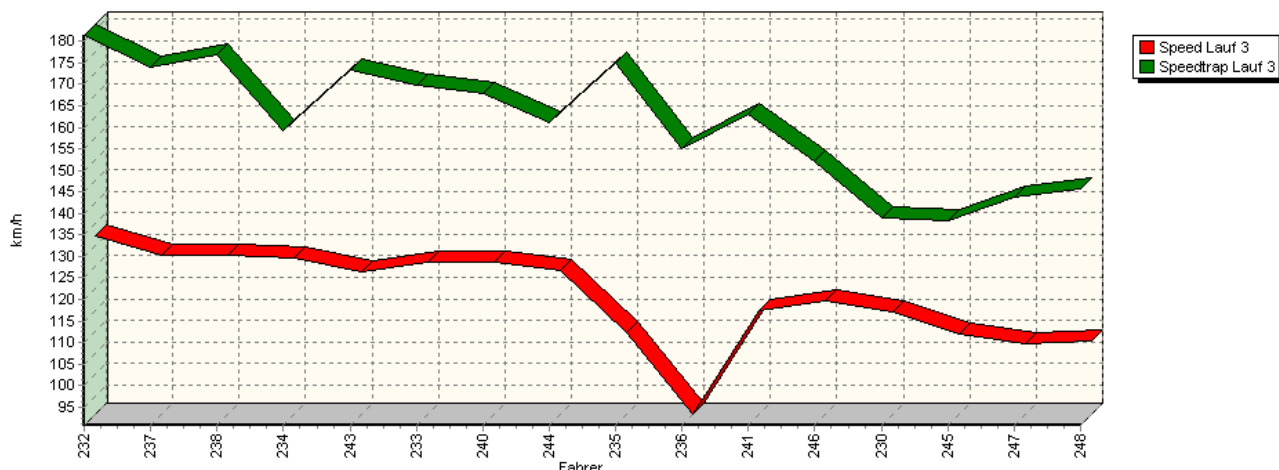


Sektor-Diagramm (Rest) Lauf 2

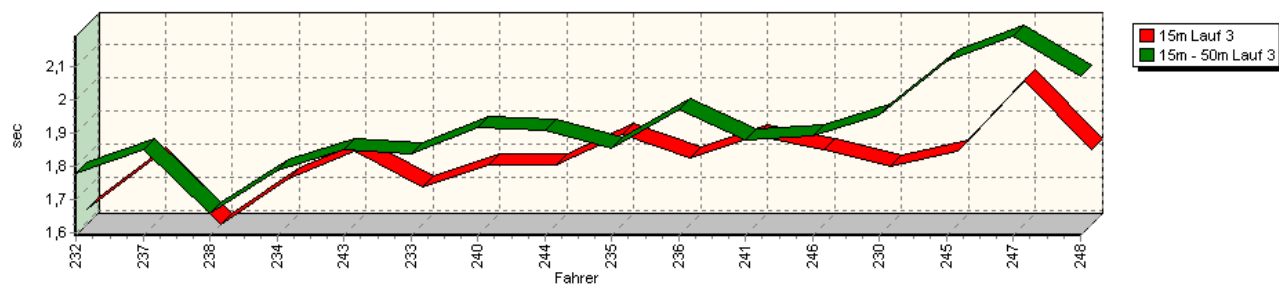


Sektorzeiten & Speeds - Gruppe E1, FS (DMSB) bis 2000 ccm - Klasse 24

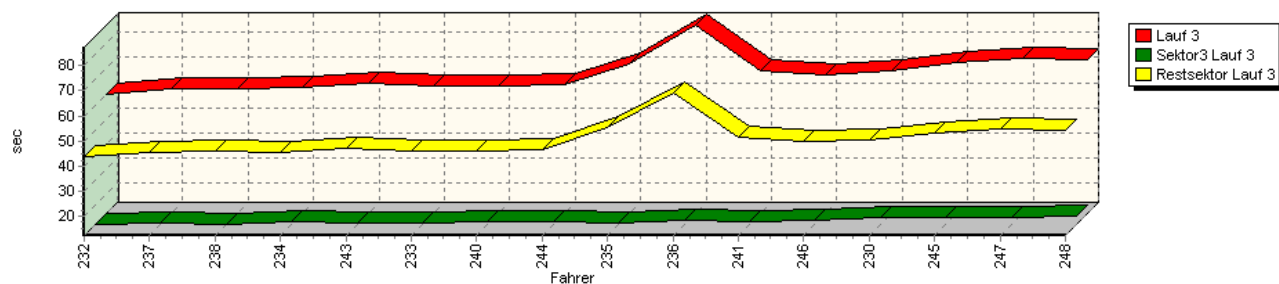
Speed-Diagramm Lauf 3



Sektor-Diagramm (Start) Lauf 3



Sektor-Diagramm (Rest) Lauf 3



Rg.	Nr.	Sektor 1 (15m)	Sektor 2 (15-50m)	Sektor 3	Speed Trap	Sektor 4	Laufzeit	Speed (Lauf)	
1	232	NAUMANN Peter		VW Polo 1,4 G 40					
		Lauf 1:	00:01.728	00:01.853	00:12.732	177,62 km/h	00:45.696	01:02.009	127,72 km/h
		Lauf 2:	00:01.645	00:01.770	00:12.536	179,20 km/h	00:43.854	00:59.805	132,43 km/h
		Lauf 3:	00:01.638	00:01.781	00:12.461	181,37 km/h	00:43.979	00:59.859	132,31 km/h

Sektorzeiten & Speeds - Gruppe E1, FS (DMSB) bis 2000 ccm - Klasse 24

Rg.	Nr.		Sektor 1 (15m)	Sektor 2 (15-50m)	Sektor 3	Speed Trap	Sektor 4	Laufzeit	Speed (Lauf)
2	237	SCHÖNBORN Rainer	VW Golf I 16V						
		Lauf 1:	00:01.824	00:01.928	00:13.332	167,80 km/h	00:48.521	01:05.605	120,72 km/h
		Lauf 2:	00:01.810	00:01.859	00:12.902	174,42 km/h	00:46.147	01:02.718	126,28 km/h
		Lauf 3:	00:01.793	00:01.852	00:12.769	174,10 km/h	00:45.540	01:01.954	127,84 km/h
3	238	NOVOTNY Martin	Lotus WR 9/2						
		Lauf 1:	00:01.647	00:01.709	00:13.301	174,44 km/h	00:51.037	01:07.694	117,00 km/h
		Lauf 2:	00:01.543	00:01.672	00:12.852	176,70 km/h	00:46.802	01:02.869	125,98 km/h
		Lauf 3:	00:01.591	00:01.660	00:12.618	176,76 km/h	00:46.130	01:01.999	127,75 km/h
4	234	DANDL Michael	BMW E30 320is						
		Lauf 1:	00:01.873	00:01.844	00:13.660	159,40 km/h	00:47.060	01:04.437	122,91 km/h
		Lauf 2:	00:01.884	00:01.867	00:13.721	157,90 km/h	00:44.826	01:02.298	127,13 km/h
		Lauf 3:	00:01.731	00:01.788	00:13.542	159,05 km/h	00:45.237	01:02.298	127,13 km/h
5	243	LAMPERT Christoph	VW Golf GTI 16V						
		Lauf 1:	00:01.974	00:02.014	00:13.580	166,37 km/h	00:47.529	01:05.097	121,66 km/h
		Lauf 2:	00:01.831	00:01.837	00:13.094	171,51 km/h	00:45.908	01:02.670	126,38 km/h
		Lauf 3:	00:01.815	00:01.849	00:13.054	173,32 km/h	00:47.212	01:03.930	123,89 km/h
6	233	BODENMÜLLER Edmund	Opel Minichberger Kadett C Coup						
		Lauf 1:	00:01.881	00:02.058	00:13.897	155,62 km/h	00:54.572	01:12.408	109,38 km/h
		Lauf 2:	00:01.786	00:01.934	00:13.292	169,04 km/h	00:47.397	01:04.409	122,96 km/h
		Lauf 3:	00:01.703	00:01.838	00:13.136	169,86 km/h	00:46.211	01:02.888	125,94 km/h
6	240	HOULMANN Fabien	Peugeot 205						
		Lauf 1:	00:01.836	00:02.035	00:13.929	159,21 km/h	00:51.349	01:09.149	114,53 km/h
		Lauf 2:	00:01.747	00:01.920	00:13.585	171,19 km/h	00:46.778	01:04.030	123,69 km/h
		Lauf 3:	00:01.771	00:01.919	00:13.338	167,91 km/h	00:45.860	01:02.888	125,94 km/h
8	244	VALLAT Patrick	VW Golf						
		Lauf 1:	00:01.802	00:01.990	00:14.054	143,12 km/h	00:52.576	01:10.422	112,47 km/h
		Lauf 2:	00:01.889	00:01.966	00:13.837	147,82 km/h	00:48.763	01:06.455	119,18 km/h
		Lauf 3:	00:01.773	00:01.910	00:13.399	161,26 km/h	00:46.673	01:03.755	124,23 km/h
9	235	GOLLIARD Patrick	Alfa Romeo 155 STW						
		Lauf 1:	00:01.990	00:02.030	00:13.444	175,26 km/h	00:51.088	01:08.552	115,53 km/h
		Lauf 2:	00:01.941	00:01.978	00:13.258	172,49 km/h	00:47.528	01:04.705	122,40 km/h
		Lauf 3:	00:01.865	00:01.853	00:13.183	175,03 km/h	00:55.211	01:12.112	109,83 km/h
10	236	SCHUSTER Jürgen	Mazda RX-7						
		Lauf 1:	00:01.819	00:02.040	00:14.941	153,38 km/h	00:49.828	01:08.628	115,40 km/h
		Lauf 2:	00:01.784	00:01.971	00:14.514	155,10 km/h	00:46.903	01:05.172	121,52 km/h
		Lauf 3:	00:01.790	00:01.970	00:14.384	154,94 km/h	01:09.130	01:27.274	90,75 km/h
11	241	SPIESS Erwin	Renault Clio RS						
		Lauf 1:	00:01.937	00:01.910	00:13.803	162,45 km/h	00:50.240	01:07.890	116,66 km/h
		Lauf 2:	00:01.890	00:01.878	00:13.676	162,39 km/h	00:48.166	01:05.610	120,71 km/h
		Lauf 3:	00:01.861	00:01.881	00:13.689	162,98 km/h	00:51.475	01:08.906	114,94 km/h
12	246	GRÜNIG Stefan	VW Golf 8V						
		Lauf 1:	00:01.897	00:01.966	00:14.494	150,78 km/h	00:51.463	01:09.820	113,43 km/h
		Lauf 2:	00:01.825	00:01.893	00:14.133	152,99 km/h	00:49.927	01:07.778	116,85 km/h
		Lauf 3:	00:01.817	00:01.894	00:14.273	152,06 km/h	00:49.627	01:07.611	117,14 km/h
13	230	KIESER Werner	Ford Escort RS 2000						
		Lauf 1:	00:02.080	00:02.057	00:15.372	137,55 km/h	00:54.114	01:13.623	107,58 km/h
		Lauf 2:	00:01.815	00:01.969	00:15.058	138,85 km/h	00:50.969	01:09.811	113,45 km/h
		Lauf 3:	00:01.766	00:01.954	00:15.055	139,00 km/h	00:50.450	01:09.225	114,41 km/h

Sektorzeiten & Speeds - Gruppe E1, FS (DMSB) bis 2000 ccm - Klasse 24

Rg.	Nr.		Sektor 1 (15m)	Sektor 2 (15-50m)	Sektor 3	Speed Trap	Sektor 4	Laufzeit	Speed (Lauf)
14	245	PABST Johannes		Opel Kadett D 16V					
		Lauf 1:	00:01.871	00:02.125	00:15.743	132,87 km/h	00:55.976	01:15.715	104,60 km/h
		Lauf 2:	00:01.778	00:02.028	00:15.093	137,59 km/h	00:51.776	01:10.675	112,06 km/h
		Lauf 3:	00:01.814	00:02.119	00:15.262	138,28 km/h	00:53.143	01:12.338	109,49 km/h
15	247	STEIBEL Sebastian		Clio-Cup Renault 2.0 RS					
		Lauf 1:	00:02.117	00:02.218	00:15.772	133,67 km/h	00:57.038	01:17.145	102,66 km/h
		Lauf 2:	00:02.167	00:02.304	00:15.099	144,74 km/h	00:53.588	01:13.158	108,26 km/h
		Lauf 3:	00:02.028	00:02.194	00:15.055	143,65 km/h	00:54.579	01:13.856	107,24 km/h
16	248	AMANN Johanna		Renault Clio RS Coupé					
		Lauf 1:	00:01.989	00:02.142	00:15.850	142,48 km/h	00:57.828	01:17.809	101,79 km/h
		Lauf 2:	00:01.901	00:02.123	00:15.562	143,05 km/h	00:55.332	01:14.918	105,72 km/h
		Lauf 3:	00:01.819	00:02.074	00:15.567	145,84 km/h	00:54.073	01:13.533	107,71 km/h