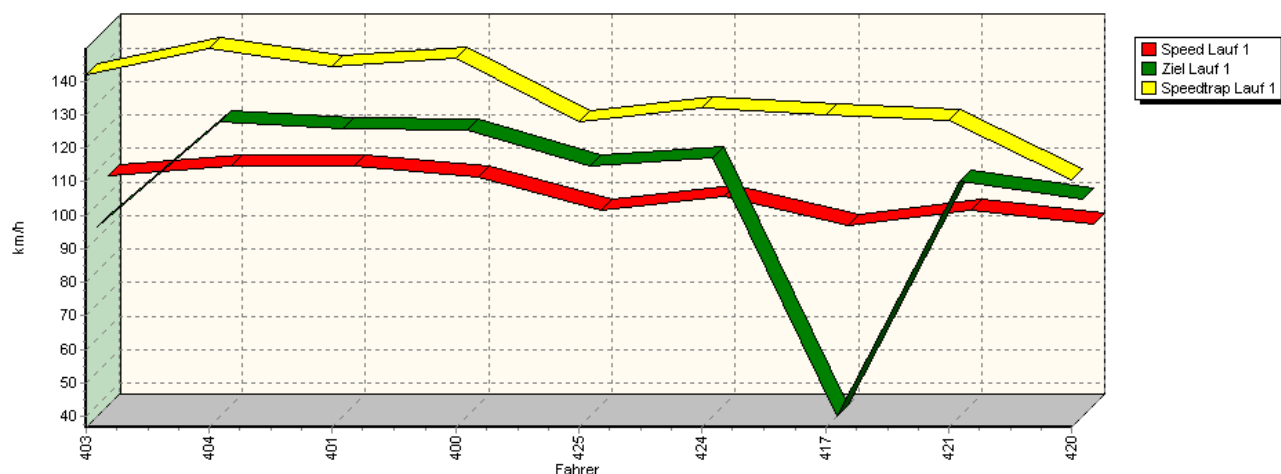
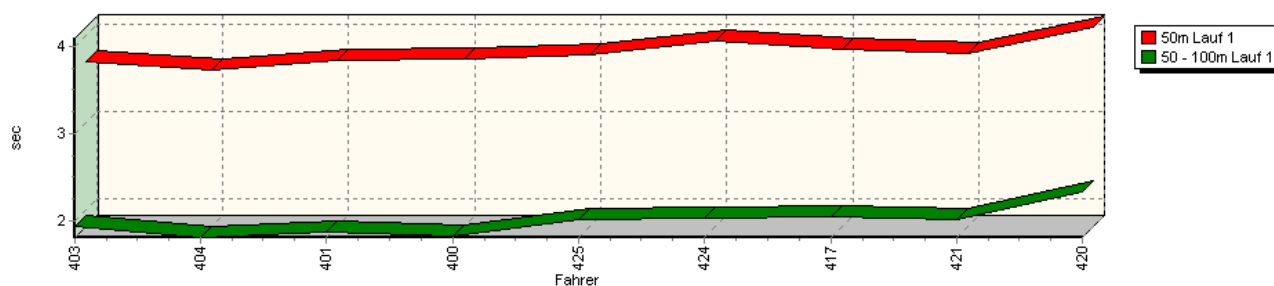


Sektorzeiten & Speeds - Training - Gruppe H (DMSB) bis 1300 ccm - Klasse 34

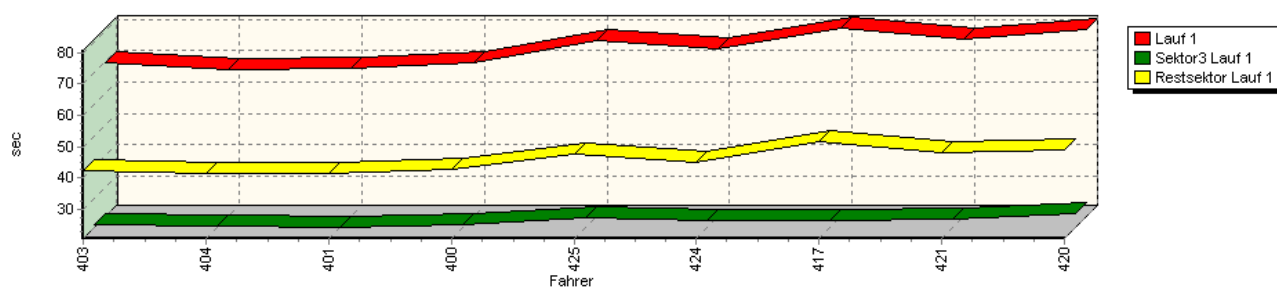
Speed-Diagramm Lauf 1



Sektor-Diagramm (Start) Lauf 1

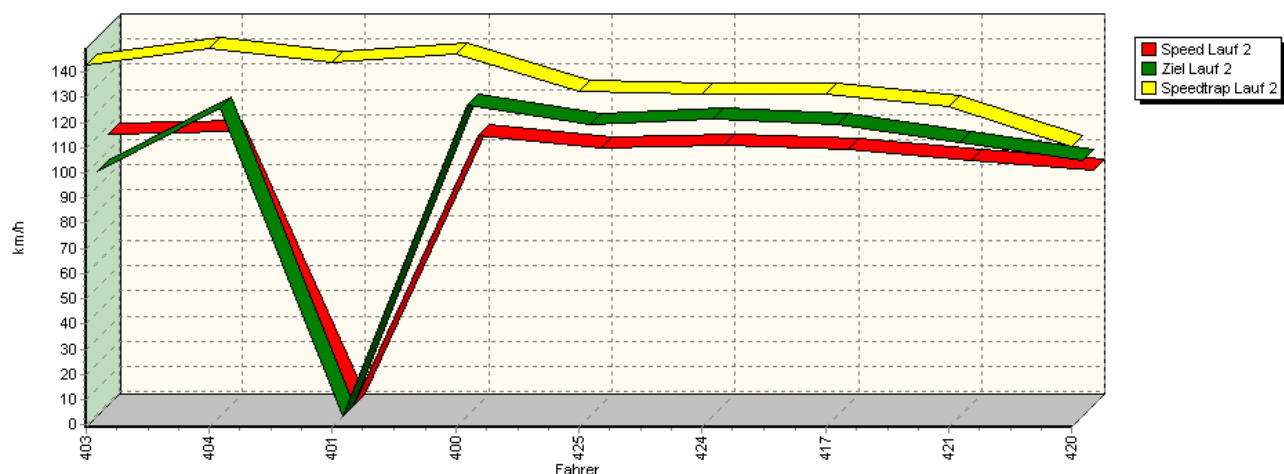


Sektor-Diagramm (Rest) Lauf 1

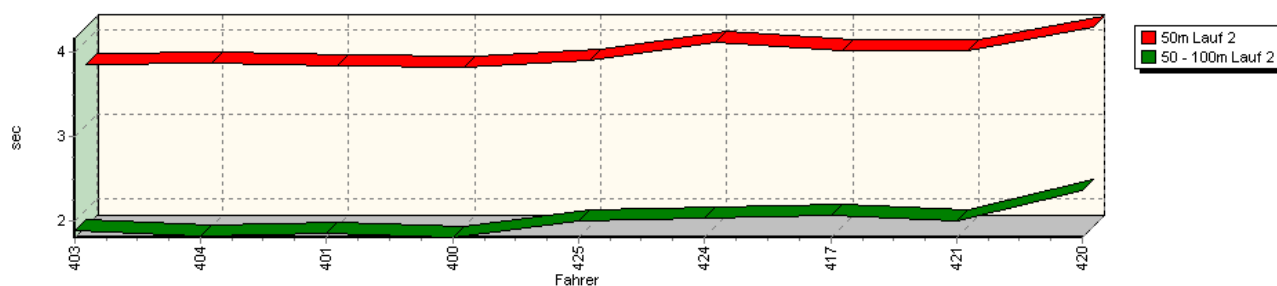


Sektorzeiten & Speeds - Training - Gruppe H (DMSB) bis 1300 ccm - Klasse 34

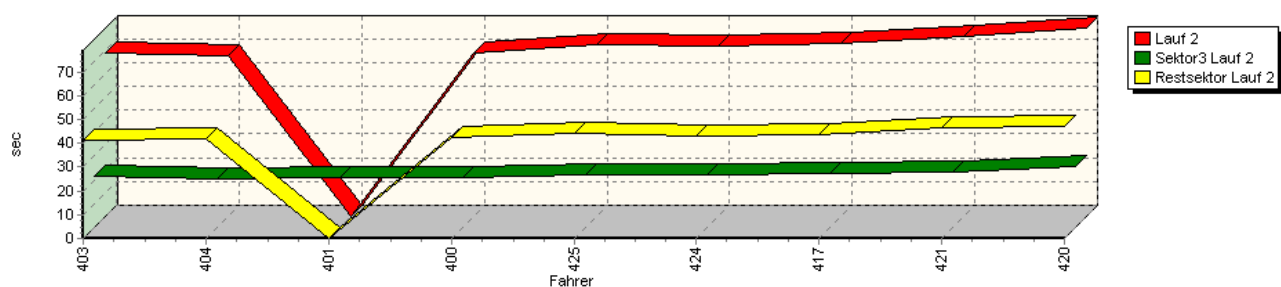
Speed-Diagramm Lauf 2



Sektor-Diagramm (Start) Lauf 2

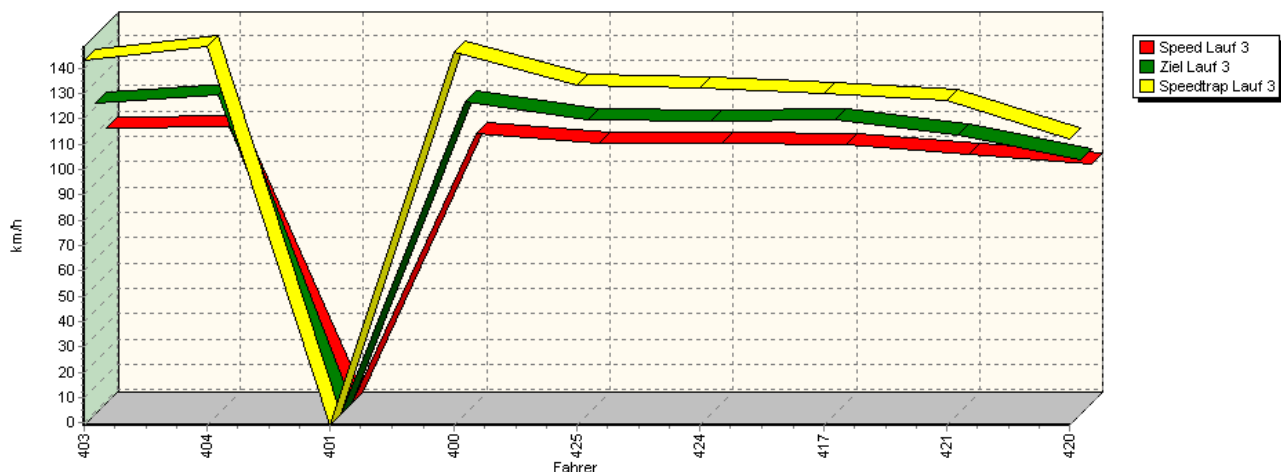


Sektor-Diagramm (Rest) Lauf 2

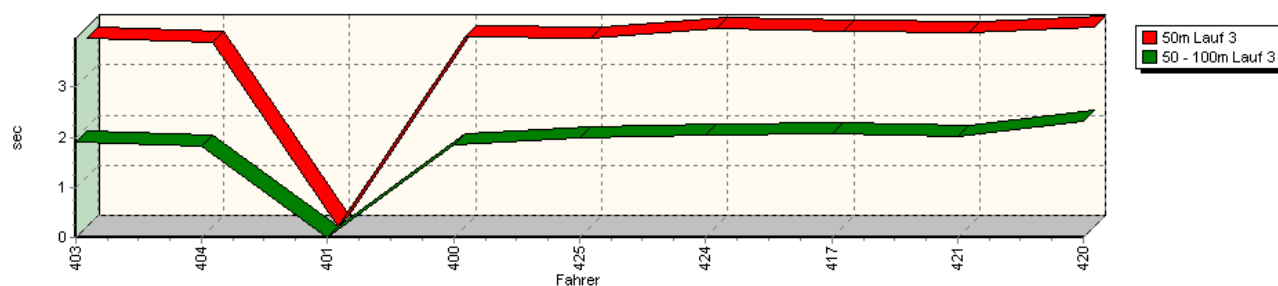


Sektorzeiten & Speeds - Training - Gruppe H (DMSB) bis 1300 ccm - Klasse 34

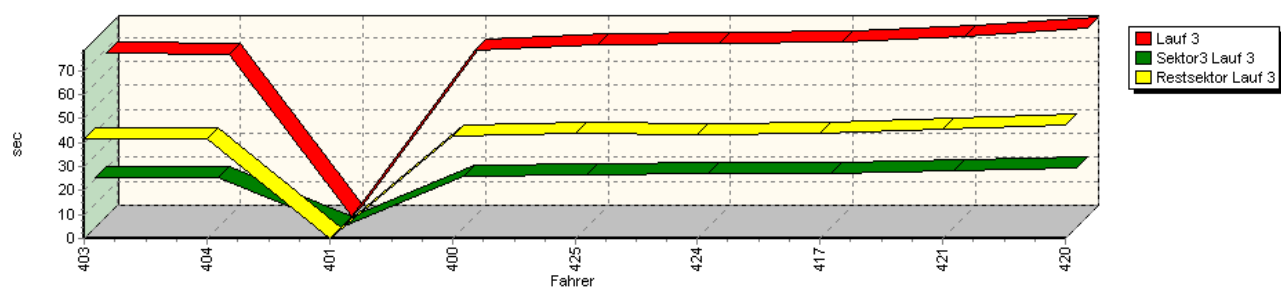
Speed-Diagramm Lauf 3



Sektor-Diagramm (Start) Lauf 3

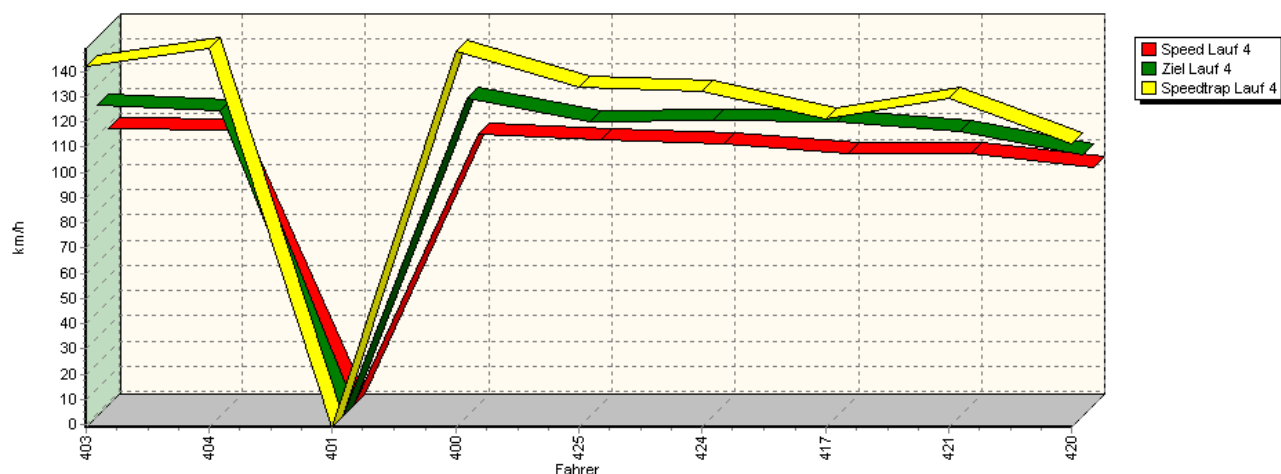


Sektor-Diagramm (Rest) Lauf 3

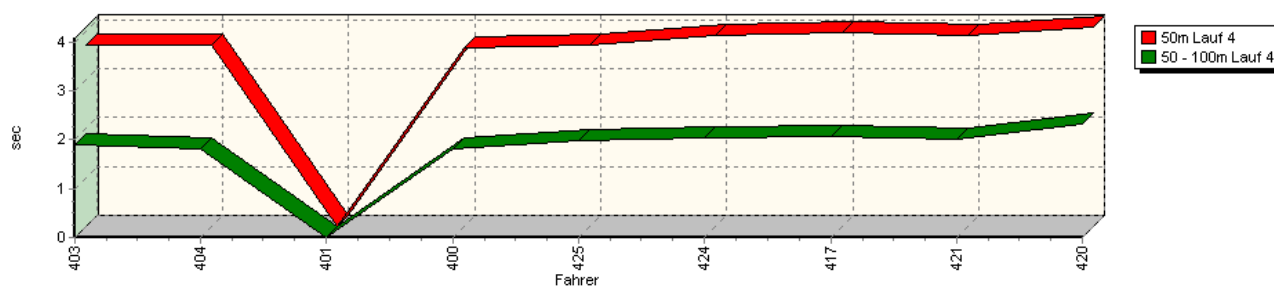


Sektorzeiten & Speeds - Training - Gruppe H (DMSB) bis 1300 ccm - Klasse 34

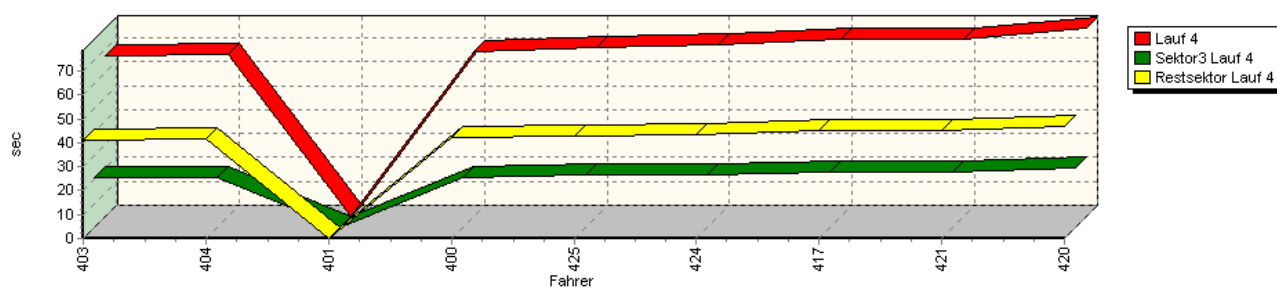
Speed-Diagramm Lauf 4



Sektor-Diagramm (Start) Lauf 4



Sektor-Diagramm (Rest) Lauf 4



Rg.	Nr.	Sektor 1 (50m)	Sektor 2 (50-100m)	Sektor 3	Speed Trap	Sektor 4	Speed (Ziel)	Laufzeit	Speed (Lauf)	
1	403	EBENHÖH Armin		VW Polo Minichberger 16V						
		Lauf 1:	00:03.707	00:01.943	00:21.409	141,85 km/h	00:42.464	93,14 km/h	01:09.523	105,12 km/h
		Lauf 2:	00:03.722	00:01.900	00:21.297	142,92 km/h	00:41.591	96,18 km/h	01:08.510	106,67 km/h
		Lauf 3:	00:03.763	00:01.896	00:20.955	142,88 km/h	00:41.241	121,87 km/h	01:07.855	107,70 km/h
		Lauf 4:	00:03.720	00:01.892	00:20.820	141,98 km/h	00:40.832	122,38 km/h	01:07.264	108,65 km/h

Sektorzeiten & Speeds - Training - Gruppe H (DMSB) bis 1300 ccm - Klasse 34

Rg.	Nr.		Sektor 1 (50m)	Sektor 2 (50-100m)	Sektor 3	Speed Trap	Sektor 4	Speed (Ziel)	Laufzeit	Speed (Lauf)
2	404	WEIßDORN Franz	VW Polo I							
		Lauf 1:	00:03.604	00:01.811	00:20.913	149,77 km/h	00:41.269	124,65 km/h	01:07.597	108,11 km/h
		Lauf 2:	00:03.730	00:01.833	00:20.594	149,44 km/h	00:41.669	121,51 km/h	01:07.826	107,75 km/h
		Lauf 3:	00:03.682	00:01.827	00:20.613	148,54 km/h	00:41.537	124,83 km/h	01:07.659	108,01 km/h
		Lauf 4:	00:03.717	00:01.826	00:20.678	149,06 km/h	00:41.416	119,81 km/h	01:07.637	108,05 km/h
3	401	STELBERG André	VW Schneider Polo I 16V							
		Lauf 1:	00:03.717	00:01.870	00:20.685	144,57 km/h	00:41.427	122,46 km/h	01:07.699	107,95 km/h
		Lauf 2:	00:03.704	00:01.853	00:20.773	144,08 km/h	*	* km/h	A	* km/h
		Lauf 3:	*	*	*	* km/h	*	* km/h	*	* km/h
		Lauf 4:	*	*	*	* km/h	*	* km/h	*	* km/h
4	400	KONRAD Manfred	VW Corrado							
		Lauf 1:	00:03.744	00:01.821	00:21.395	146,86 km/h	00:42.691	122,01 km/h	01:09.651	104,92 km/h
		Lauf 2:	00:03.682	00:01.812	00:21.089	147,03 km/h	00:42.431	122,71 km/h	01:09.014	105,89 km/h
		Lauf 3:	00:03.784	00:01.846	00:21.120	146,56 km/h	00:42.637	122,33 km/h	01:09.387	105,32 km/h
		Lauf 4:	00:03.655	00:01.812	00:21.018	148,14 km/h	00:42.210	125,01 km/h	01:08.695	106,38 km/h
5	425	HELLBERG Marcel	VW Polo							
		Lauf 1:	00:03.791	00:02.013	00:23.567	128,04 km/h	00:47.495	111,49 km/h	01:16.866	95,08 km/h
		Lauf 2:	00:03.773	00:02.000	00:22.380	132,23 km/h	00:44.200	115,01 km/h	01:12.353	101,01 km/h
		Lauf 3:	00:03.743	00:01.992	00:22.108	133,07 km/h	00:43.893	115,00 km/h	01:11.736	101,87 km/h
		Lauf 4:	00:03.714	00:01.994	00:21.961	133,66 km/h	00:42.604	115,81 km/h	01:10.273	103,99 km/h
6	424	LOHMANN Frank	VW Polo 8V							
		Lauf 1:	00:03.945	00:02.031	00:22.767	132,19 km/h	00:45.126	113,98 km/h	01:13.869	98,93 km/h
		Lauf 2:	00:03.982	00:02.044	00:22.269	131,59 km/h	00:43.291	116,81 km/h	01:11.586	102,09 km/h
		Lauf 3:	00:03.952	00:02.037	00:22.333	132,36 km/h	00:43.481	114,45 km/h	01:11.803	101,78 km/h
		Lauf 4:	00:03.914	00:02.027	00:22.162	132,00 km/h	00:43.360	116,32 km/h	01:11.463	102,26 km/h
7	417	HÖRNIG Christof	VW Polo II 8V							
		Lauf 1:	00:03.844	00:02.042	00:23.047	129,90 km/h	00:51.730	36,81 km/h	01:20.663	90,60 km/h
		Lauf 2:	00:03.883	00:02.067	00:22.846	131,36 km/h	00:43.936	115,09 km/h	01:12.732	100,48 km/h
		Lauf 3:	00:03.896	00:02.057	00:22.488	130,08 km/h	00:44.027	115,41 km/h	01:12.468	100,85 km/h
		Lauf 4:	00:03.958	00:02.064	00:22.984	121,02 km/h	00:44.967	115,87 km/h	01:13.973	98,79 km/h
8	421	STREIBERGER Klaus	VW Polo 86C							
		Lauf 1:	00:03.804	00:02.022	00:23.360	128,31 km/h	00:47.955	107,05 km/h	01:17.141	94,74 km/h
		Lauf 2:	00:03.882	00:02.002	00:23.191	126,65 km/h	00:46.775	107,61 km/h	01:15.850	96,35 km/h
		Lauf 3:	00:03.863	00:02.013	00:23.358	127,06 km/h	00:45.748	109,44 km/h	01:14.982	97,46 km/h
		Lauf 4:	00:03.920	00:02.013	00:22.982	129,27 km/h	00:45.112	112,06 km/h	01:14.027	98,72 km/h
9	420	HÜLSMANN Markus	VW Golf I 8V							
		Lauf 1:	00:04.102	00:02.339	00:25.242	110,71 km/h	00:48.734	101,41 km/h	01:20.417	90,88 km/h
		Lauf 2:	00:04.160	00:02.361	00:25.545	110,55 km/h	00:47.141	100,61 km/h	01:19.207	92,27 km/h
		Lauf 3:	00:03.974	00:02.309	00:24.760	112,11 km/h	00:47.391	99,55 km/h	01:18.434	93,17 km/h
		Lauf 4:	00:04.078	00:02.324	00:25.141	111,35 km/h	00:47.100	102,63 km/h	01:18.643	92,93 km/h