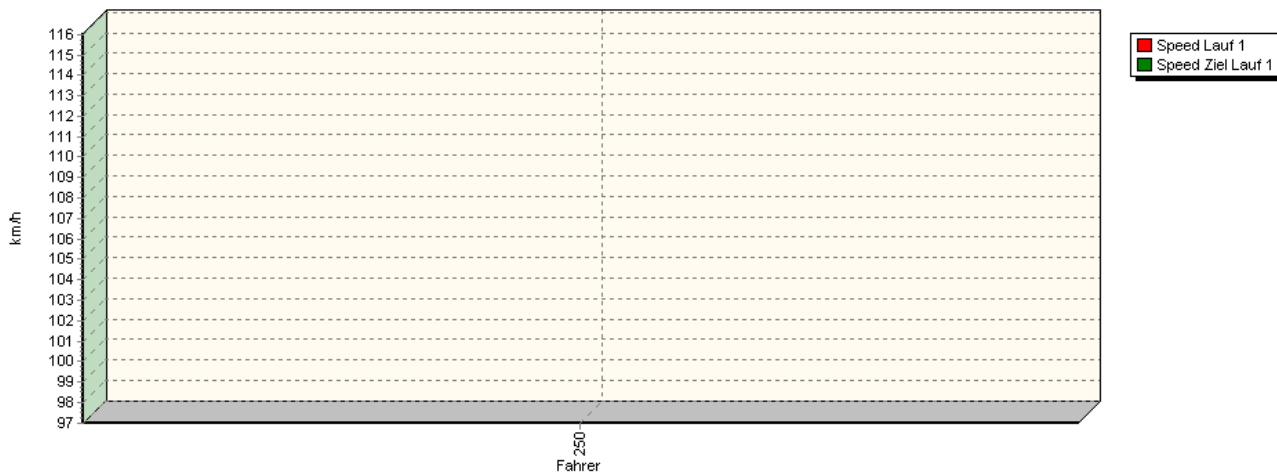


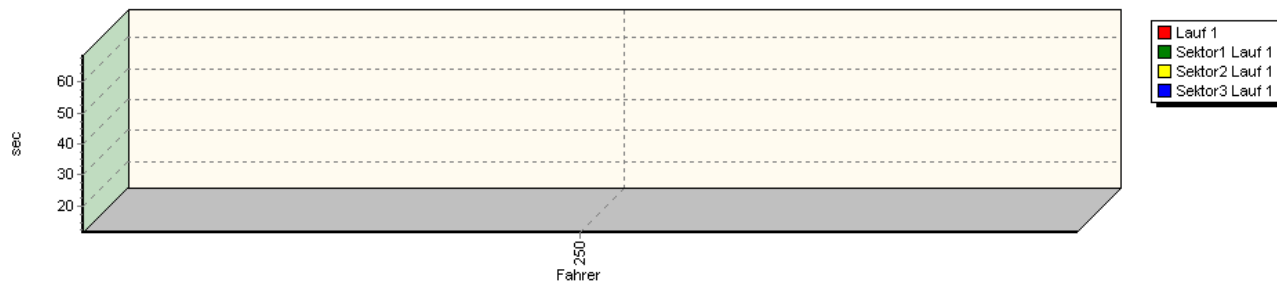
Sektorzeiten & Speeds - Gr. E1 1150,1300 + 1400 ccm

Groupe E1-nat./-EX/-RACB/FS(DMSB) Cl. 22a jusqu'à 1150 ccm

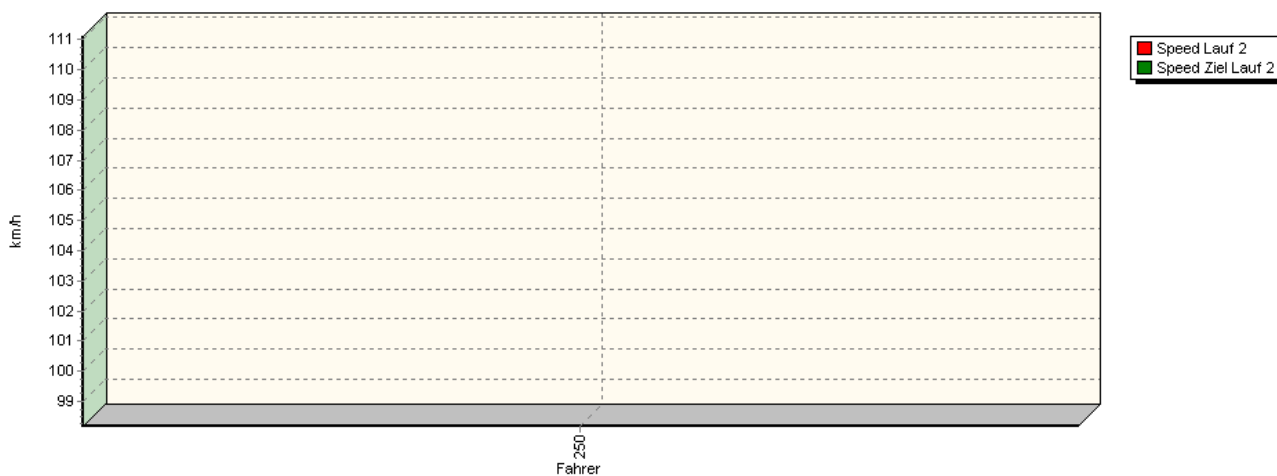
Speed-Diagramm Lauf 1



Sektor-Diagramm (Rest) Lauf 1

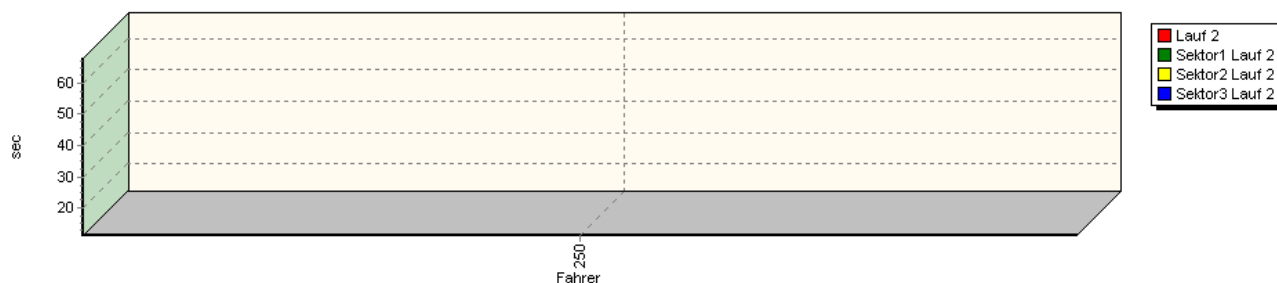


Speed-Diagramm Lauf 2

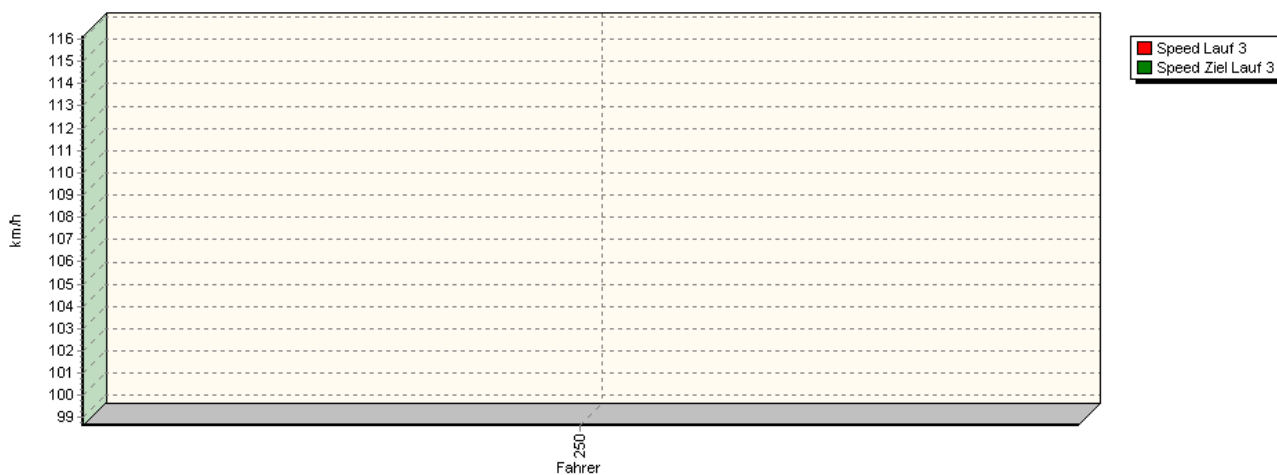


Sektorzeiten & Speeds - Gr. E1 1150,1300 + 1400 ccm

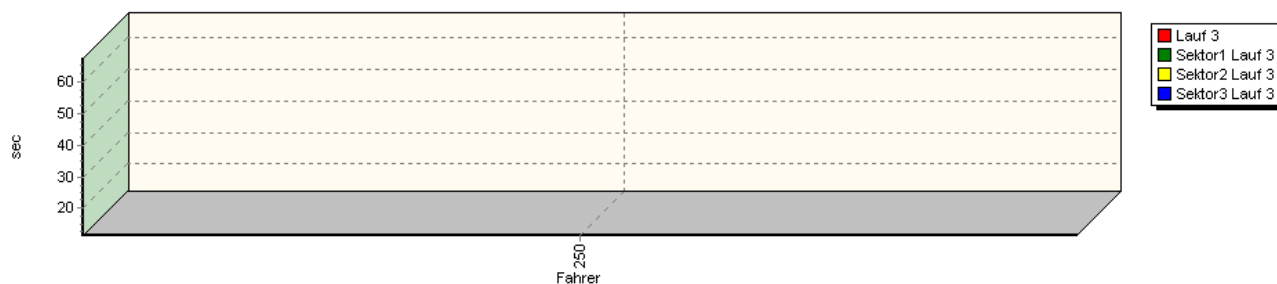
Sektor-Diagramm (Rest) Lauf 2



Speed-Diagramm Lauf 3



Sektor-Diagramm (Rest) Lauf 3

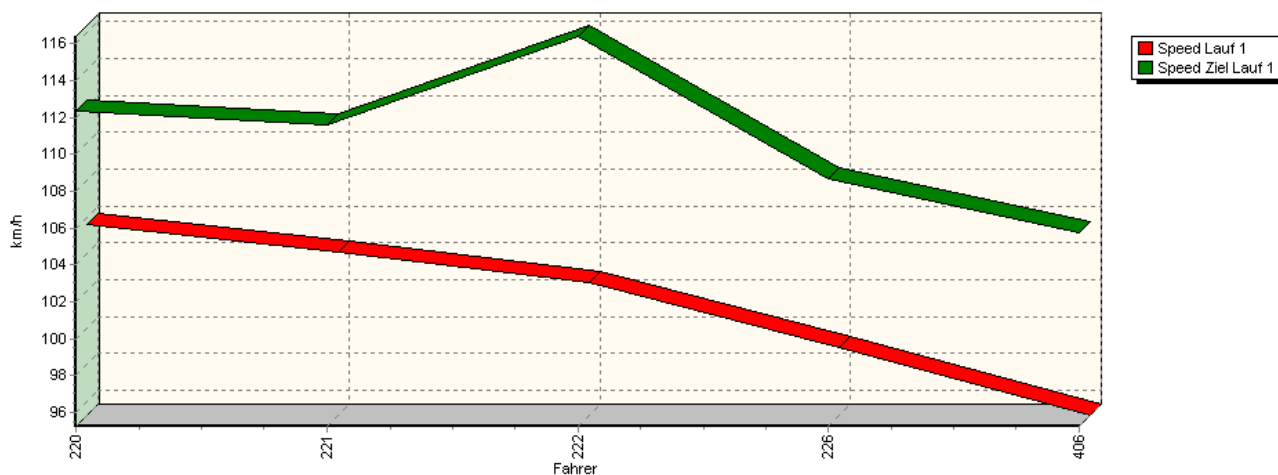


Rg.	Nr.	Sektor 1	Sektor 2	Sektor 3	Speed Ziel	Laufzeit	Speed (Lauf)	
1	250	STELBERG Thomas		VW Schneider Polo Coupé 16V				
		Lauf 1:	00:23.127	00:34.255	00:11.295	116,05 km/h	01:08.677	96,98 km/h
		Lauf 2:	00:22.815	00:33.677	00:11.342	111,11 km/h	01:07.834	98,18 km/h
		Lauf 3:	00:22.855	00:33.231	00:11.423	116,13 km/h	01:07.509	98,65 km/h

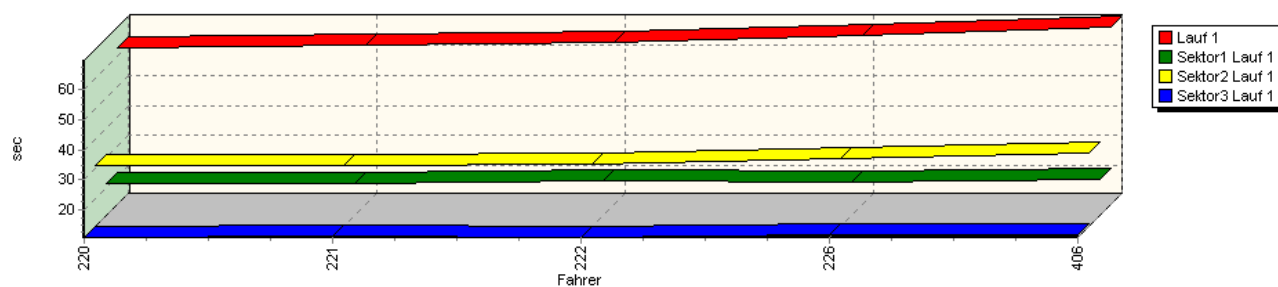
Sektorzeiten & Speeds - Gr. E1 1150,1300 + 1400 ccm

Groupe E1-nat./-EX/-RACB/FS(DMSB) Cl. 22b jusqu'à 1300 ccm

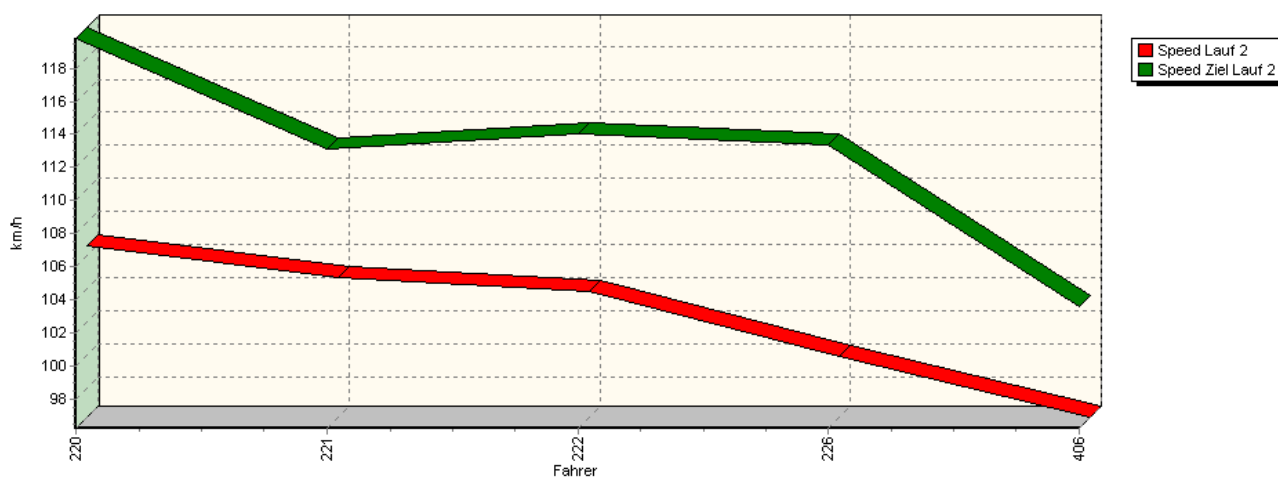
Speed-Diagramm Lauf 1



Sektor-Diagramm (Rest) Lauf 1

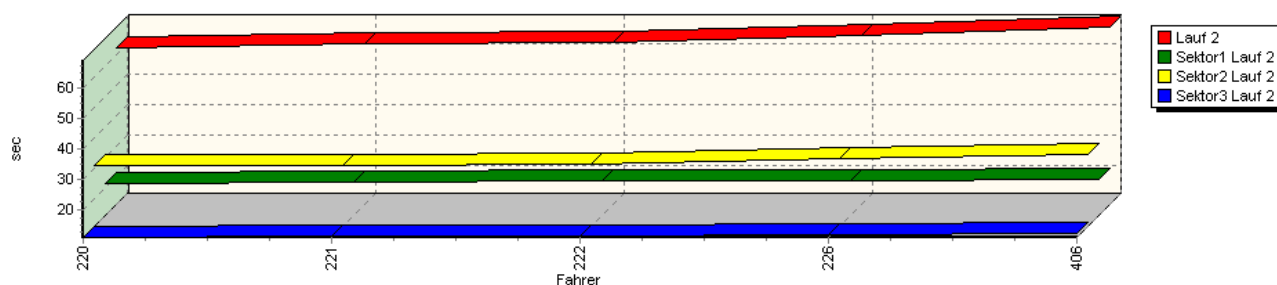


Speed-Diagramm Lauf 2

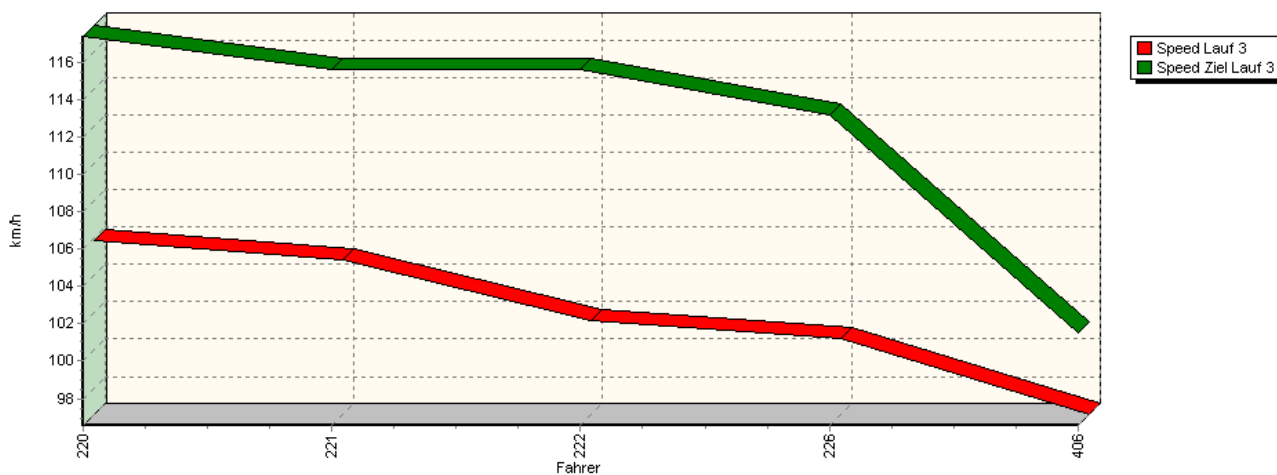


Sektorzeiten & Speeds - Gr. E1 1150,1300 + 1400 ccm

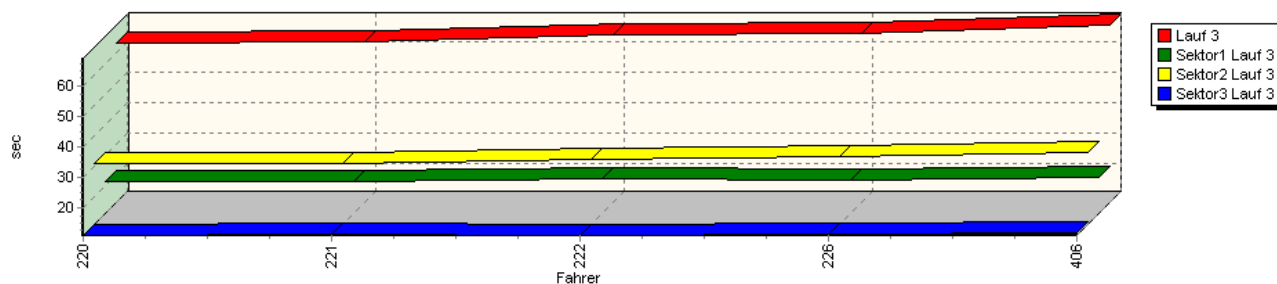
Sektor-Diagramm (Rest) Lauf 2



Speed-Diagramm Lauf 3



Sektor-Diagramm (Rest) Lauf 3

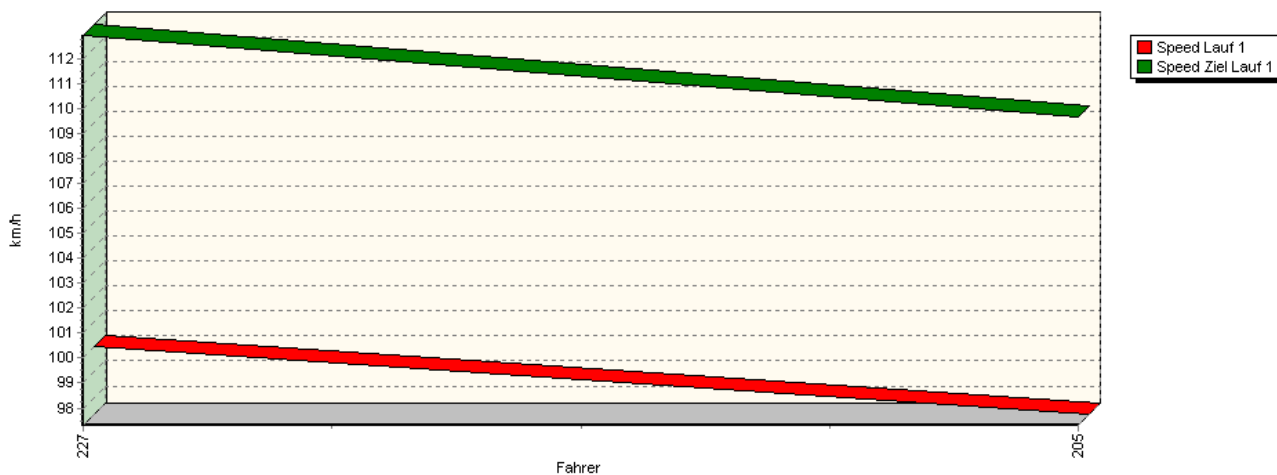


Rg.	Nr.	Sektor 1	Sektor 2	Sektor 3	Speed Ziel	Laufzeit	Speed (Lauf)	
1	220	WEIßDORN Franz		VW Polo				
		Lauf 1:	00:21.361	00:30.910	00:10.813	112,35 km/h	01:03.084	105,57 km/h
		Lauf 2:	00:21.105	00:30.733	00:10.649	119,80 km/h	01:02.487	106,58 km/h
		Lauf 3:	00:21.295	00:30.753	00:10.843	117,41 km/h	01:02.891	105,90 km/h

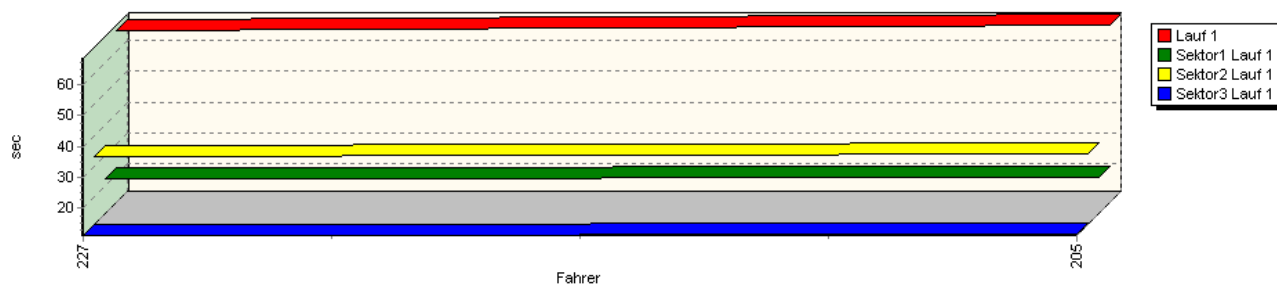
Sektorzeiten & Speeds - Gr. E1 1150,1300 + 1400 ccm

Rg.	Nr.	Sektor 1	Sektor 2	Sektor 3	Speed Ziel	Laufzeit	Speed (Lauf)	
2	221	BERNERT Klaus	VW Polo 16V					
		Lauf 1:	00:21.632	00:31.204	00:11.163	111,63 km/h	01:03.999	104,06 km/h
		Lauf 2:	00:21.465	00:30.918	00:11.214	113,12 km/h	01:03.597	104,72 km/h
		Lauf 3:	00:21.459	00:30.899	00:11.184	115,63 km/h	01:03.542	104,81 km/h
3	222	KLEINER Martin	VW Polo					
		Lauf 1:	00:22.279	00:31.683	00:11.032	116,40 km/h	01:04.994	102,47 km/h
		Lauf 2:	00:21.912	00:31.241	00:10.969	114,04 km/h	01:04.122	103,86 km/h
		Lauf 3:	00:22.300	00:32.331	00:10.949	115,62 km/h	01:05.580	101,56 km/h
4	226	WIEBE Hans-Peter	Renault R8 Gordini PWR					
		Lauf 1:	00:22.033	00:33.532	00:11.756	108,64 km/h	01:07.321	98,93 km/h
		Lauf 2:	00:21.889	00:33.142	00:11.610	113,39 km/h	01:06.641	99,94 km/h
		Lauf 3:	00:21.670	00:33.054	00:11.453	113,20 km/h	01:06.177	100,64 km/h
5	406	STREIBERGER Klaus	VW Polo 86C					
		Lauf 1:	00:22.855	00:35.258	00:11.814	105,78 km/h	01:09.927	95,24 km/h
		Lauf 2:	00:22.726	00:34.467	00:11.999	103,62 km/h	01:09.192	96,25 km/h
		Lauf 3:	00:22.493	00:34.509	00:11.973	101,52 km/h	01:08.975	96,56 km/h

Groupe E1-nat./-EX/-RACB/FS(DMSB) Cl. 22c jusqu'à 1400 ccm Speed-Diagramm Lauf 1

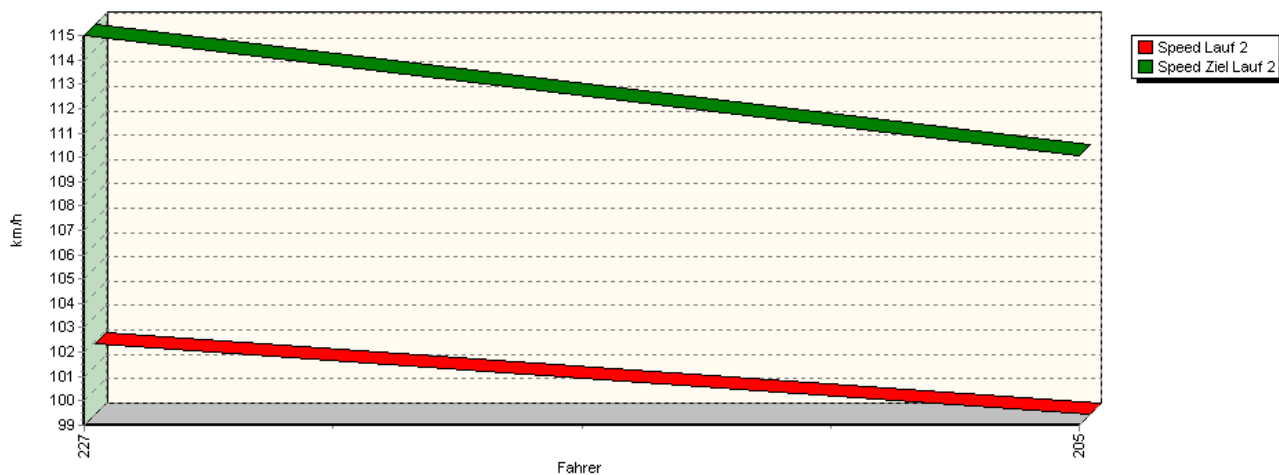


Sektor-Diagramm (Rest) Lauf 1

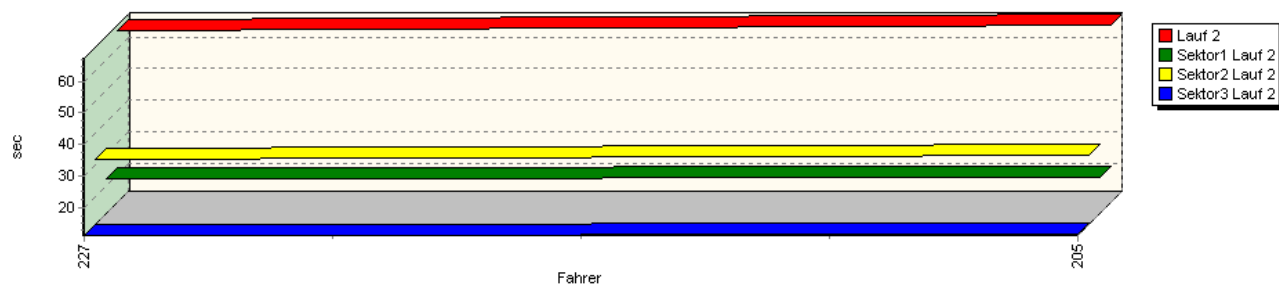


Sektorzeiten & Speeds - Gr. E1 1150,1300 + 1400 ccm

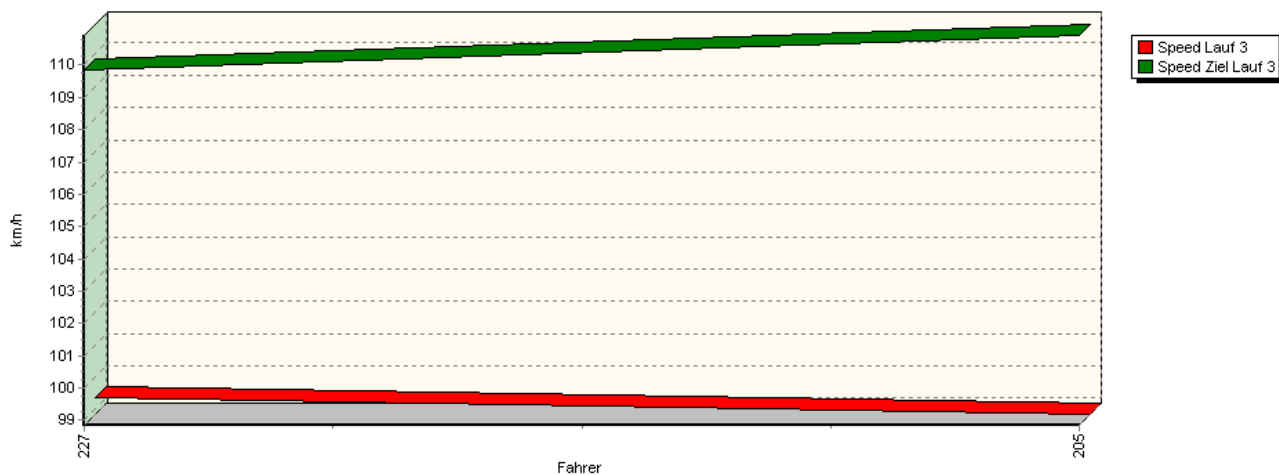
Speed-Diagramm Lauf 2



Sektor-Diagramm (Rest) Lauf 2

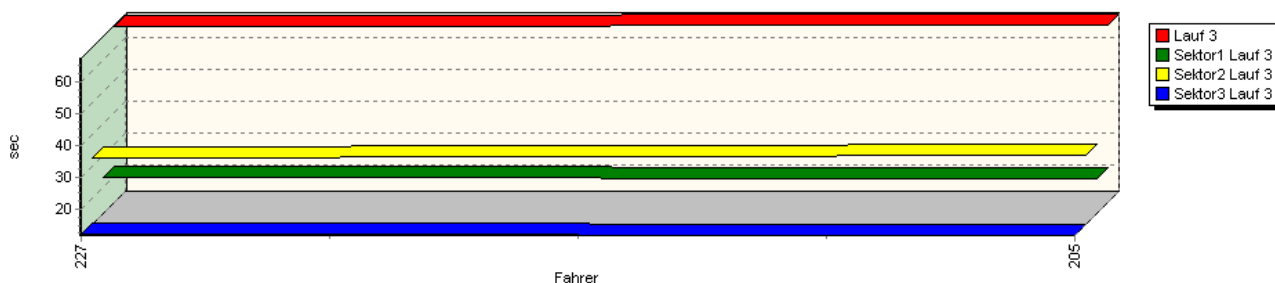


Speed-Diagramm Lauf 3



Sektorzeiten & Speeds - Gr. E1 1150,1300 + 1400 ccm

Sektor-Diagramm (Rest) Lauf 3



Rg.	Nr.	Sektor 1	Sektor 2	Sektor 3	Speed Ziel	Laufzeit	Speed (Lauf)
1	227	MARCHIONE Canio	Fiat 127				
		Lauf 1: 00:22.404	00:32.936	00:11.241	112,93 km/h	01:06.581	100,03 km/h
		Lauf 2: 00:22.145	00:32.006	00:11.222	115,01 km/h	01:05.373	101,88 km/h
		Lauf 3: 00:22.787	00:32.477	00:11.759	109,86 km/h	01:07.023	99,37 km/h
2	205	TOGAERT Réginald	Peugeot 205 Rallye				
		Lauf 1: 00:23.031	00:33.828	00:11.584	109,65 km/h	01:08.443	97,31 km/h
		Lauf 2: 00:22.600	00:33.235	00:11.442	110,07 km/h	01:07.277	98,99 km/h
		Lauf 3: 00:22.603	00:33.239	00:11.531	110,92 km/h	01:07.373	98,85 km/h