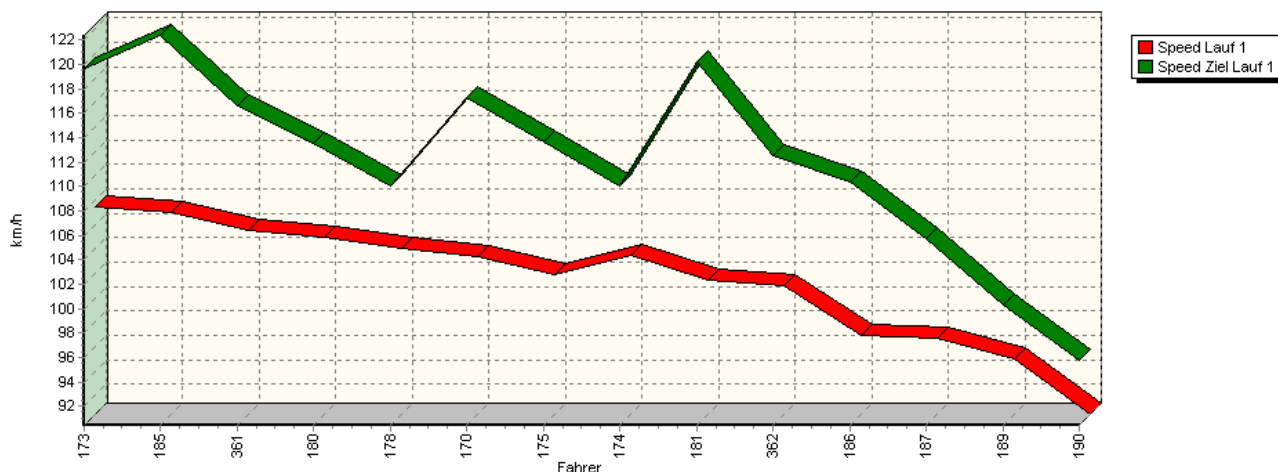
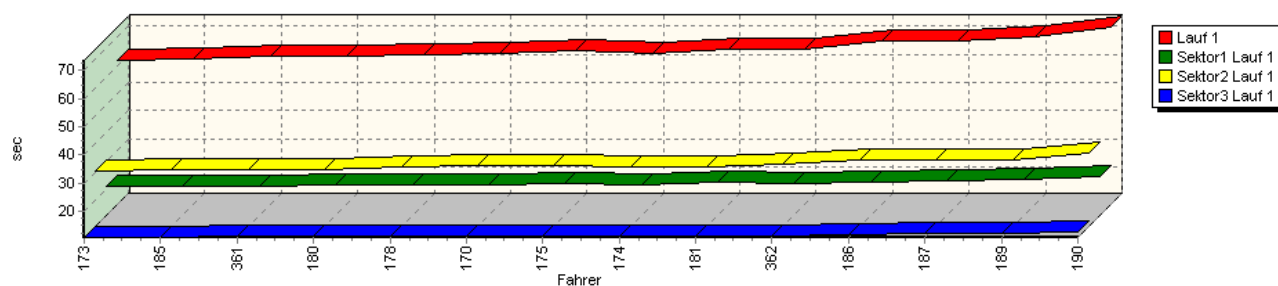


Sektorzeiten & Speeds - Groupe E1-nat./-EX/-RACB/FS(DMSB) Cl. 22d jusqu'à 1600 ccm

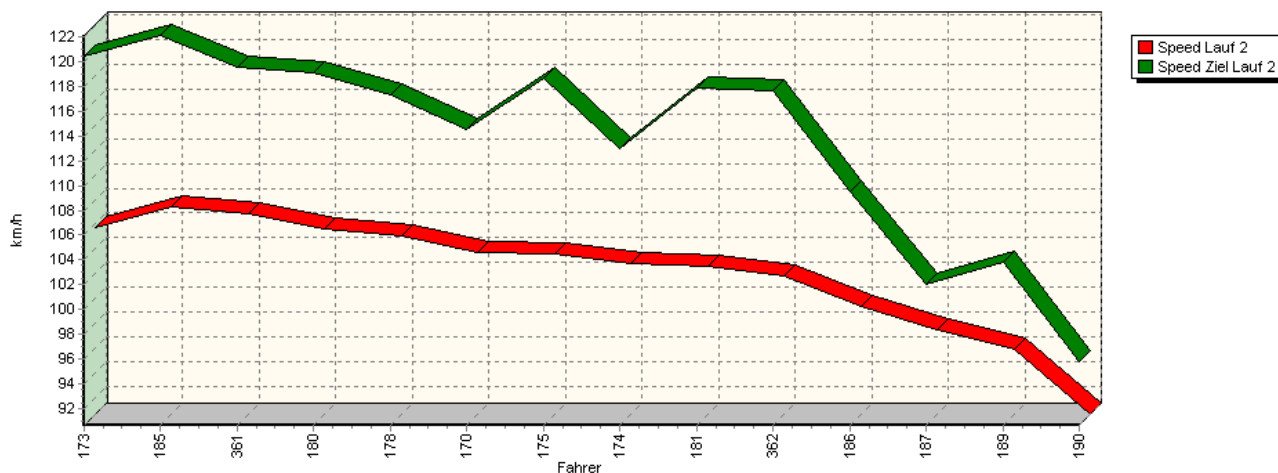
Speed-Diagramm Lauf 1



Sektor-Diagramm (Rest) Lauf 1

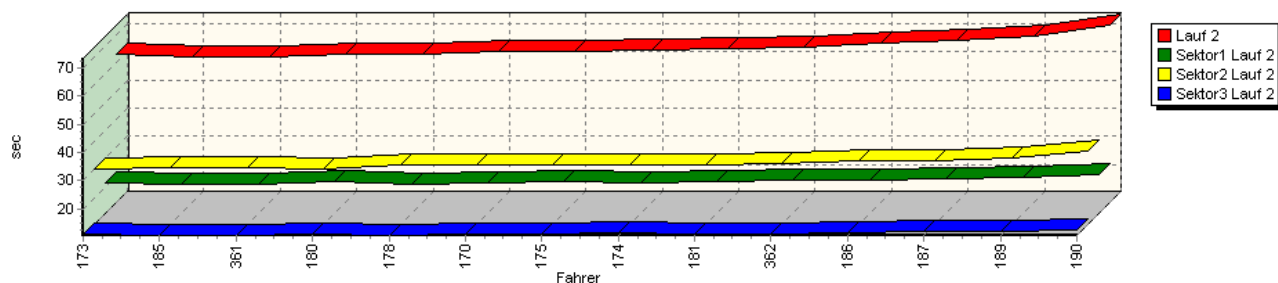


Speed-Diagramm Lauf 2

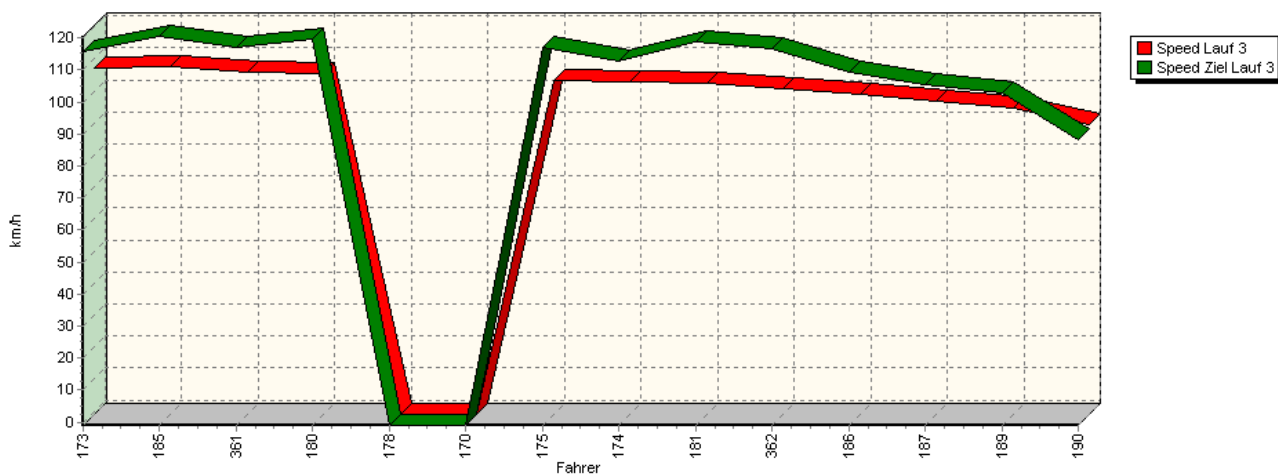


Sektorzeiten & Speeds - Groupe E1-nat./-EX/-RACB/FS(DMSB) Cl. 22d jusqu'à 1600 ccm

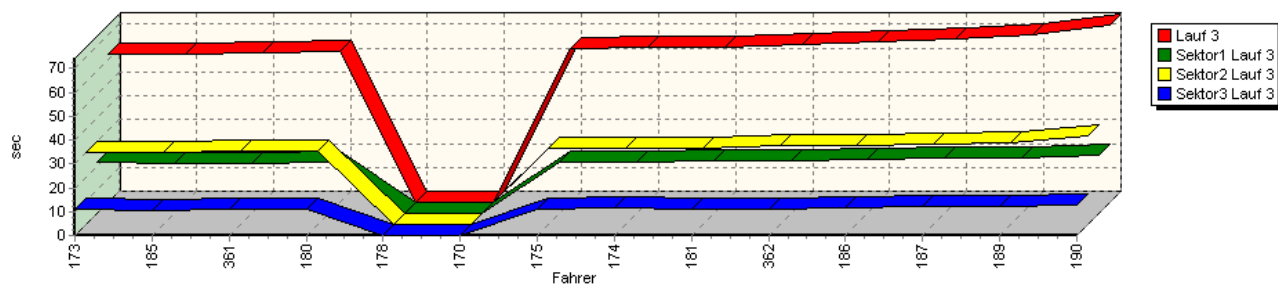
Sektor-Diagramm (Rest) Lauf 2



Speed-Diagramm Lauf 3



Sektor-Diagramm (Rest) Lauf 3



Rg.	Nr.	Sektor 1	Sektor 2	Sektor 3	Speed Ziel	Laufzeit	Speed (Lauf)	
1	173	AUCHTER Tobias		Opel Zöllner Corsa GSI 16V				
		Lauf 1:	00:20.971	00:30.165	00:10.837	119,62 km/h	01:01.973	107,47 km/h
		Lauf 2:	00:21.526	00:30.423	00:11.068	120,49 km/h	01:03.017	105,69 km/h
		Lauf 3:	00:21.192	00:30.002	00:11.037	115,96 km/h	01:02.231	107,02 km/h



European Hill Race
Bergrennen Eschdorf
3. - 5. Mai 2013
Luxemburger Bergmeisterschaft 2013
Deutsche Bergmeisterschaft 2013



Sektorzeiten & Speeds - Groupe E1-nat./-EX/-RACB/FS(DMSB) Cl. 22d jusqu'à 1600 ccm

Rg.	Nr.	Sektor 1	Sektor 2	Sektor 3	Speed Ziel	Laufzeit	Speed (Lauf)
2	185	PISANO Egidio	VW Spiess-Golf 16V				
		Lauf 1: 00:20.938	00:30.706	00:10.638	122,36 km/h	01:02.282	106,93 km/h
		Lauf 2: 00:20.827	00:30.661	00:10.541	122,13 km/h	01:02.029	107,37 km/h
		Lauf 3: 00:21.091	00:30.455	00:10.474	120,52 km/h	01:02.020	107,39 km/h
3	361	KLINGELBERGER Thomas	VW Polo Kit Car				
		Lauf 1: 00:21.210	00:30.861	00:11.070	116,58 km/h	01:03.141	105,48 km/h
		Lauf 2: 00:20.757	00:30.891	00:10.700	119,54 km/h	01:02.348	106,82 km/h
		Lauf 3: 00:20.996	00:30.895	00:11.015	117,14 km/h	01:02.906	105,87 km/h
4	180	MAIER Helmut	VW Spiess-Golf				
		Lauf 1: 00:21.532	00:30.743	00:11.184	113,49 km/h	01:03.459	104,95 km/h
		Lauf 2: 00:21.629	00:30.393	00:11.063	119,07 km/h	01:03.085	105,57 km/h
		Lauf 3: 00:21.284	00:30.884	00:10.935	119,75 km/h	01:03.103	105,54 km/h
5	178	STELBERG André	VW Schneider Polo I 16V				
		Lauf 1: 00:21.365	00:31.703	00:10.928	109,99 km/h	01:03.996	104,07 km/h
		Lauf 2: 00:21.016	00:31.602	00:10.772	117,29 km/h	01:03.390	105,06 km/h
		Lauf 3: *	*	*	* km/h	*	* km/h
6	170	VOSS Andreas	VW Mischzyk-Golf				
		Lauf 1: 00:21.378	00:32.080	00:10.988	117,32 km/h	01:04.446	103,34 km/h
		Lauf 2: 00:21.359	00:31.835	00:11.048	114,49 km/h	01:04.242	103,67 km/h
		Lauf 3: *	*	*	* km/h	*	* km/h
7	175	SCHULTE Manfred	Citroën AX 16V Kit Car				
		Lauf 1: 00:21.898	00:32.389	00:11.055	113,62 km/h	01:05.342	101,92 km/h
		Lauf 2: 00:21.652	00:31.800	00:10.802	118,67 km/h	01:04.254	103,65 km/h
		Lauf 3: 00:21.588	00:32.030	00:10.821	117,08 km/h	01:04.439	103,35 km/h
8	174	HEINDRICHS Werner	Opel Schneider Corsa 16V				
		Lauf 1: 00:21.462	00:31.837	00:11.070	110,04 km/h	01:04.369	103,46 km/h
		Lauf 2: 00:21.441	00:31.700	00:11.667	113,02 km/h	01:04.808	102,77 km/h
		Lauf 3: 00:21.508	00:31.729	00:11.516	112,88 km/h	01:04.753	102,85 km/h
9	181	BRUNNER Thorsten	VW Nemeth Golf 16V				
		Lauf 1: 00:22.596	00:32.010	00:11.038	120,16 km/h	01:05.644	101,46 km/h
		Lauf 2: 00:21.995	00:31.842	00:11.091	117,85 km/h	01:04.928	102,58 km/h
		Lauf 3: 00:21.854	00:31.948	00:11.162	118,67 km/h	01:04.964	102,52 km/h
10	362	KOOB Franz	Fiat Uno				
		Lauf 1: 00:22.166	00:32.727	00:11.068	112,49 km/h	01:05.961	100,97 km/h
		Lauf 2: 00:22.169	00:32.167	00:11.091	117,62 km/h	01:05.427	101,79 km/h
		Lauf 3: 00:22.084	00:32.841	00:11.155	116,58 km/h	01:06.080	100,79 km/h
11	186	BOEMER Didier	Citroën C2 VTS				
		Lauf 1: 00:22.684	00:34.457	00:11.565	110,37 km/h	01:08.706	96,93 km/h
		Lauf 2: 00:22.478	00:33.164	00:11.420	109,55 km/h	01:07.062	99,31 km/h
		Lauf 3: 00:22.551	00:33.210	00:11.551	109,47 km/h	01:07.312	98,94 km/h
12	187	DARAND Anthony	Peugeot 106				
		Lauf 1: 00:22.923	00:34.121	00:11.891	105,74 km/h	01:08.935	96,61 km/h
		Lauf 2: 00:22.823	00:33.357	00:12.122	102,02 km/h	01:08.302	97,51 km/h
		Lauf 3: 00:23.086	00:33.712	00:11.918	105,49 km/h	01:08.716	96,92 km/h
13	189	KRÜGER Thomas	Honda Civic VTEC				
		Lauf 1: 00:23.613	00:34.431	00:12.065	100,30 km/h	01:10.109	94,99 km/h
		Lauf 2: 00:23.368	00:33.945	00:12.152	103,84 km/h	01:09.465	95,88 km/h
		Lauf 3: 00:23.413	00:34.475	00:12.374	103,01 km/h	01:10.262	94,79 km/h



European Hill Race
Bergrennen Eschdorf
3. - 5. Mai 2013
Luxemburger Bergmeisterschaft 2013
Deutsche Bergmeisterschaft 2013



Sektorzeiten & Speeds - Groupe E1-nat./-EX/-RACB/FS(DMSB) Cl. 22d jusqu'à 1600 ccm

Rg.	Nr.		Sektor 1	Sektor 2	Sektor 3	Speed Ziel	Laufzeit	Speed (Lauf)
14	190	PAUTLER Romain		Honda CRX				
		Lauf 1:	00:24.516	00:36.702	00:12.419	95,73 km/h	01:13.637	90,44 km/h
		Lauf 2:	00:24.462	00:36.363	00:12.646	95,73 km/h	01:13.471	90,65 km/h
		Lauf 3:	00:24.562	00:37.114	00:12.614	88,41 km/h	01:14.290	89,65 km/h

