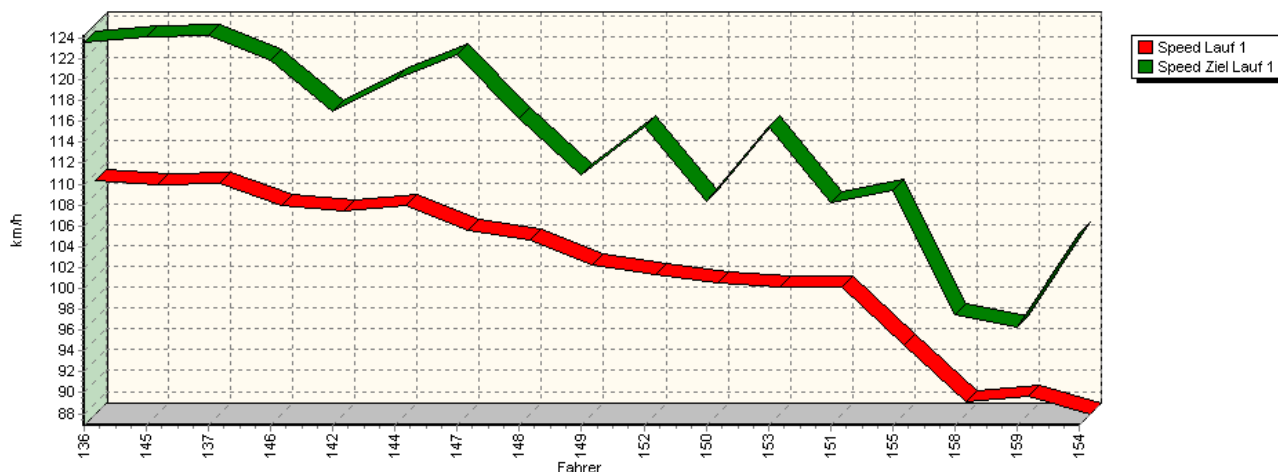
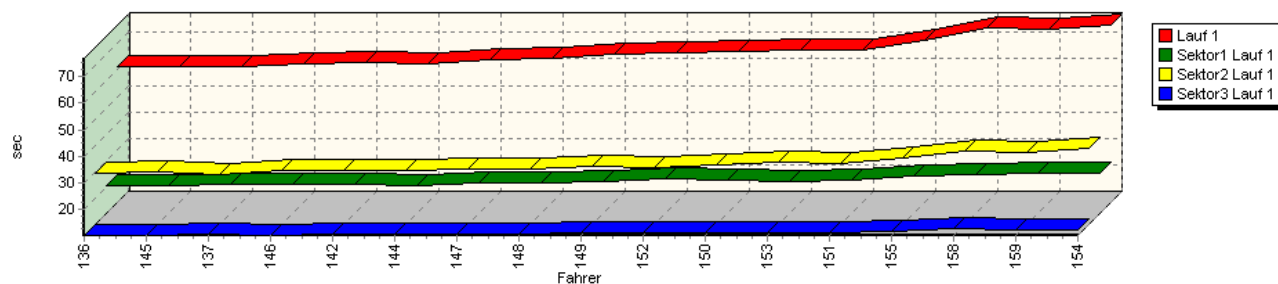


Sektorzeiten & Speeds - Groupe E1-nat./-EX/-RACB/FS(DMSB) Cl. 23 jusqu'à 2000 ccm

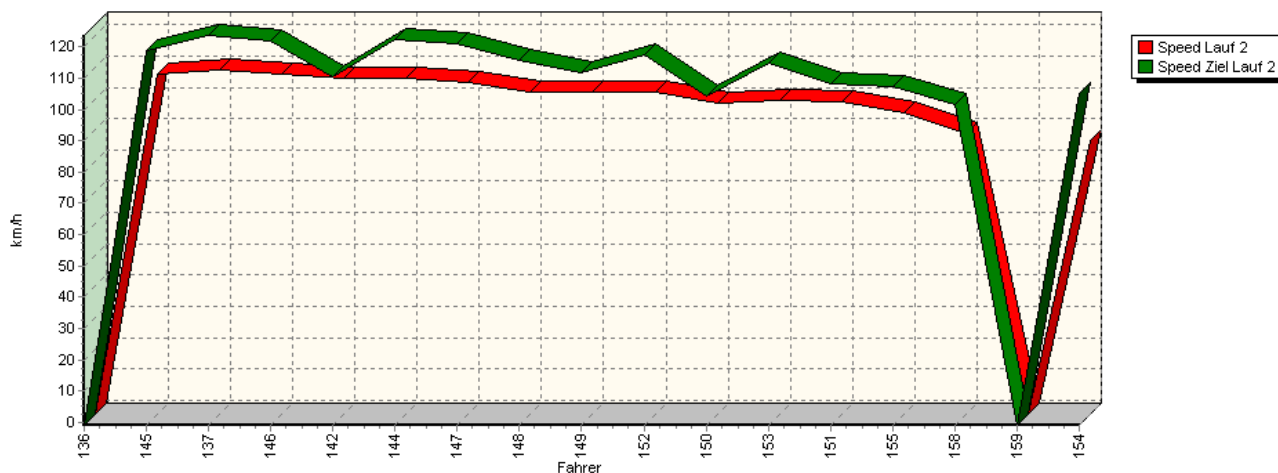
Speed-Diagramm Lauf 1



Sektor-Diagramm (Rest) Lauf 1

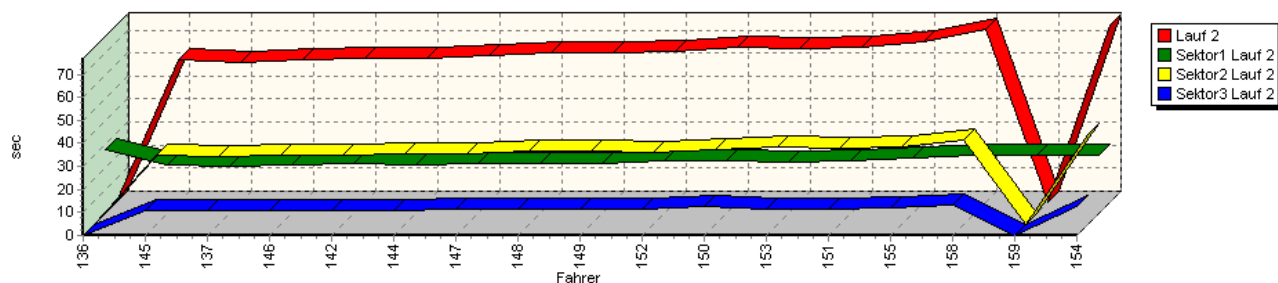


Speed-Diagramm Lauf 2

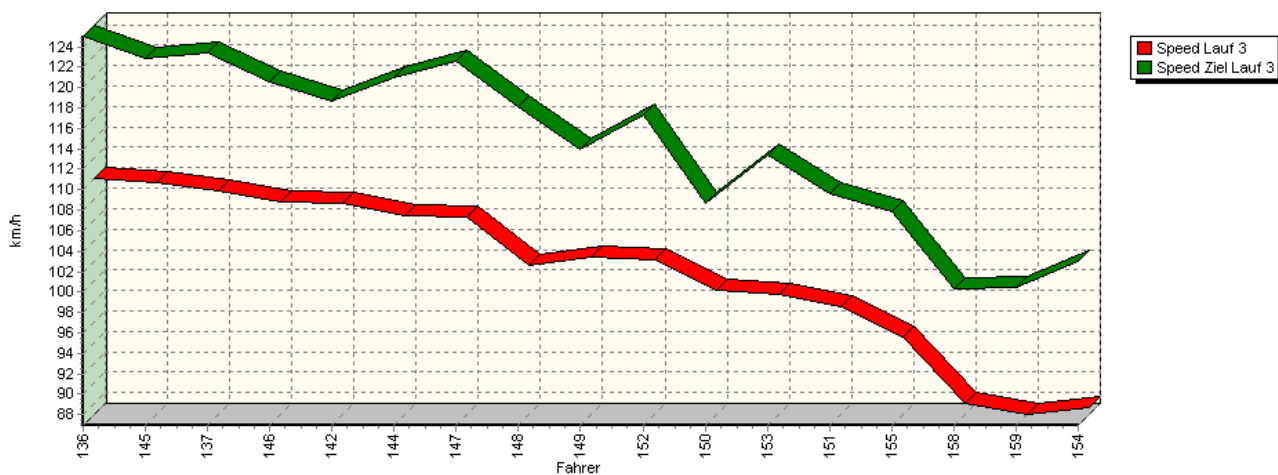


Sektorzeiten & Speeds - Groupe E1-nat./-EX/-RACB/FS(DMSB) Cl. 23 jusqu'à 2000 ccm

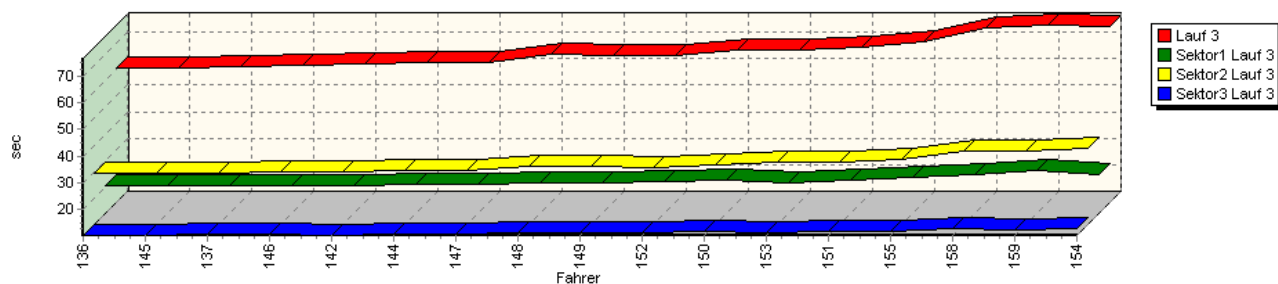
Sektor-Diagramm (Rest) Lauf 2



Speed-Diagramm Lauf 3



Sektor-Diagramm (Rest) Lauf 3



Rg.	Nr.	Sektor 1	Sektor 2	Sektor 3	Speed Ziel	Laufzeit	Speed (Lauf)	
1	136	NAUMANN Peter		VW Polo 1.4 G40				
		Lauf 1:	00:20.901	00:29.578	00:10.488	123,57 km/h	01:00.967	109,24 km/h
		Lauf 2:	00:27.897	*	*	* km/h	A	* km/h
		Lauf 3:	00:20.674	00:29.415	00:10.414	125.02 km/h	01:00.503	110.08 km/h



European Hill Race
Bergrennen Eschdorf
3. - 5. Mai 2013
Luxemburger Bergmeisterschaft 2013
Deutsche Bergmeisterschaft 2013



Sektorzeiten & Speeds - Groupe E1-nat./-EX/-RACB/FS(DMSB) Cl. 23 jusqu'à 2000 ccm

Rg.	Nr.	Sektor 1	Sektor 2	Sektor 3	Speed Ziel	Laufzeit	Speed (Lauf)
2	145	HAYOT Gaëtan	VW Golf Lehmann				
		Lauf 1: 00:20.808	00:29.920	00:10.423	124,19 km/h	01:01.151	108,91 km/h
		Lauf 2: 00:21.011	00:30.192	00:10.653	119,00 km/h	01:01.856	107,67 km/h
		Lauf 3: 00:20.546	00:29.732	00:10.473	122,91 km/h	01:00.751	109,63 km/h
3	137	KROLL Ralf	VW Lehmann Golf 16V				
		Lauf 1: 00:21.047	00:29.306	00:10.754	124,26 km/h	01:01.107	108,99 km/h
		Lauf 2: 00:20.711	00:29.191	00:11.027	123,71 km/h	01:00.929	109,31 km/h
		Lauf 3: 00:20.794	00:29.494	00:10.907	123,46 km/h	01:01.195	108,83 km/h
4	146	SÉCHAUD Eric	Ford Escort Mk1				
		Lauf 1: 00:21.320	00:30.451	00:10.567	121,83 km/h	01:02.338	106,84 km/h
		Lauf 2: 00:20.935	00:30.257	00:10.650	122,03 km/h	01:01.842	107,69 km/h
		Lauf 3: 00:20.796	00:30.226	00:10.780	120,55 km/h	01:01.802	107,76 km/h
5	142	SCHRÖRS Andrä	Talbot SMG Lotus				
		Lauf 1: 00:21.366	00:30.522	00:10.742	116,92 km/h	01:02.630	106,34 km/h
		Lauf 2: 00:21.419	00:30.188	00:11.078	110,30 km/h	01:02.685	106,25 km/h
		Lauf 3: 00:20.909	00:30.284	00:10.670	118,74 km/h	01:01.863	107,66 km/h
6	144	WIEBE Björn	Renault Clio Williams BWR				
		Lauf 1: 00:20.927	00:30.583	00:10.804	120,02 km/h	01:02.314	106,88 km/h
		Lauf 2: 00:21.234	00:30.429	00:10.875	122,39 km/h	01:02.538	106,49 km/h
		Lauf 3: 00:21.145	00:30.411	00:11.026	120,93 km/h	01:02.582	106,42 km/h
7	147	SÉCHAUD François	Ford Escort Mk1				
		Lauf 1: 00:21.951	00:31.000	00:10.748	122,39 km/h	01:03.699	104,55 km/h
		Lauf 2: 00:21.639	00:30.648	00:11.140	120,97 km/h	01:03.427	105,00 km/h
		Lauf 3: 00:21.231	00:30.697	00:10.761	122,59 km/h	01:02.689	106,24 km/h
8	148	FRANK René	BMW 320 STW				
		Lauf 1: 00:21.960	00:31.335	00:11.032	116,30 km/h	01:04.327	103,53 km/h
		Lauf 2: 00:21.737	00:31.868	00:11.563	115,87 km/h	01:05.168	102,20 km/h
		Lauf 3: 00:21.865	00:32.086	00:11.679	118,09 km/h	01:05.630	101,48 km/h
9	149	KRUHS Gino	Renault Megane Maxi				
		Lauf 1: 00:22.159	00:32.312	00:11.315	110,83 km/h	01:05.786	101,24 km/h
		Lauf 2: 00:21.756	00:31.953	00:11.493	111,81 km/h	01:05.202	102,14 km/h
		Lauf 3: 00:21.531	00:32.003	00:11.548	114,01 km/h	01:05.082	102,33 km/h
10	152	SCHWILDEN Eric	Peugeot 205 Targez				
		Lauf 1: 00:23.231	00:31.872	00:11.348	115,56 km/h	01:06.451	100,22 km/h
		Lauf 2: 00:22.804	00:31.331	00:11.251	117,47 km/h	01:05.386	101,86 km/h
		Lauf 3: 00:22.429	00:31.514	00:11.332	117,33 km/h	01:05.275	102,03 km/h
11	150	SOUVIGNÉ Mike	Renault Mégane				
		Lauf 1: 00:22.743	00:32.539	00:11.681	108,35 km/h	01:06.963	99,46 km/h
		Lauf 2: 00:22.563	00:32.503	00:12.418	104,44 km/h	01:07.484	98,69 km/h
		Lauf 3: 00:22.860	00:32.651	00:11.722	108,66 km/h	01:07.233	99,06 km/h
12	153	DEFESCHE Benjamin	VW Scirocco				
		Lauf 1: 00:22.346	00:33.583	00:11.265	115,46 km/h	01:07.194	99,12 km/h
		Lauf 2: 00:22.403	00:33.423	00:11.165	114,66 km/h	01:06.991	99,42 km/h
		Lauf 3: 00:22.045	00:33.919	00:11.546	113,41 km/h	01:07.510	98,65 km/h
13	151	GOEDERT Georges	Renault Clio Cup				
		Lauf 1: 00:22.762	00:33.044	00:11.412	108,17 km/h	01:07.218	99,08 km/h
		Lauf 2: 00:23.047	00:32.826	00:11.552	108,24 km/h	01:07.425	98,78 km/h
		Lauf 3: 00:22.997	00:33.548	00:11.770	109,65 km/h	01:08.315	97,49 km/h



European Hill Race
Bergrennen Eschdorf
3. - 5. Mai 2013
Luxemburger Bergmeisterschaft 2013
Deutsche Bergmeisterschaft 2013



Sektorzeiten & Speeds - Groupe E1-nat./-EX/-RACB/FS(DMSB) Cl. 23 jusqu'à 2000 ccm

Rg.	Nr.		Sektor 1	Sektor 2	Sektor 3	Speed Ziel	Laufzeit	Speed (Lauf)
14	155	DE SUTTER Jean		Lotus Exige				
		Lauf 1:	00:24.180	00:35.137	00:11.879	109,47 km/h	01:11.196	93,54 km/h
		Lauf 2:	00:23.877	00:33.827	00:12.080	107,26 km/h	01:09.784	95,44 km/h
		Lauf 3:	00:23.656	00:34.842	00:11.978	107,83 km/h	01:10.476	94,50 km/h
15	158	BECKER Pascal		Renault Clio Williams				
		Lauf 1:	00:24.925	00:37.837	00:12.894	97,50 km/h	01:15.656	88,03 km/h
		Lauf 2:	00:24.959	00:36.966	00:13.118	101,50 km/h	01:15.043	88,75 km/h
		Lauf 3:	00:24.754	00:37.829	00:13.092	100,38 km/h	01:15.675	88,01 km/h
16	159	LINTGEN Ben		Ford Puma Cup				
		Lauf 1:	00:25.537	00:37.258	00:12.404	96,35 km/h	01:15.199	88,57 km/h
		Lauf 2:	00:25.061	*	*	* km/h	A	* km/h
		Lauf 3:	00:26.250	00:37.992	00:12.345	100,44 km/h	01:16.587	86,96 km/h
17	154	HARLAUX Bernard		VW Golf GTI 16V				
		Lauf 1:	00:25.177	00:38.777	00:12.702	105,35 km/h	01:16.656	86,88 km/h
		Lauf 2:	00:25.516	00:38.786	00:12.649	105,01 km/h	01:16.951	86,55 km/h
		Lauf 3:	00:24.634	00:38.643	00:12.780	103,01 km/h	01:16.057	87,57 km/h