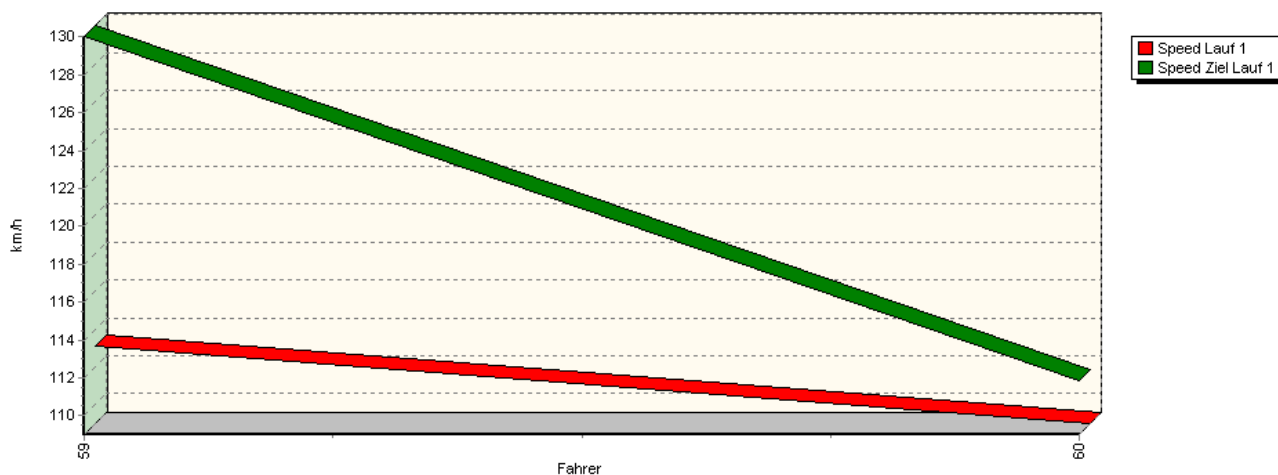


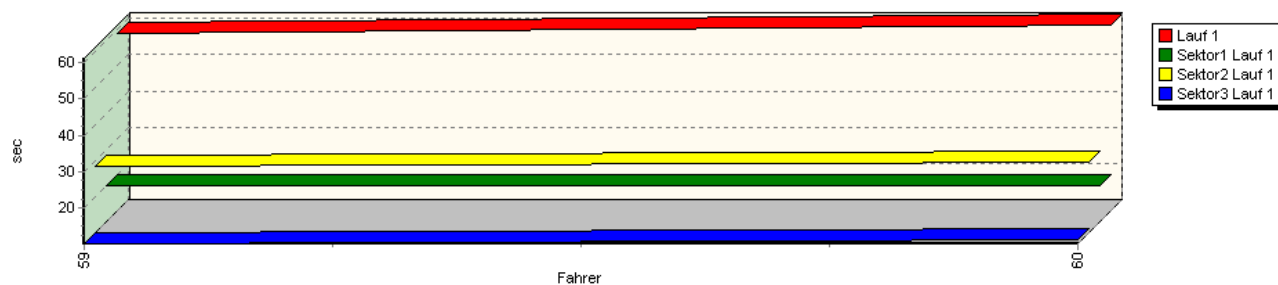
Sektorzeiten & Speeds - Gr. E2-SC/CN -1600 / -2000 ccm

Groupe E2-SC/CN/C3 Classe 30 jusqu'à 1600 ccm

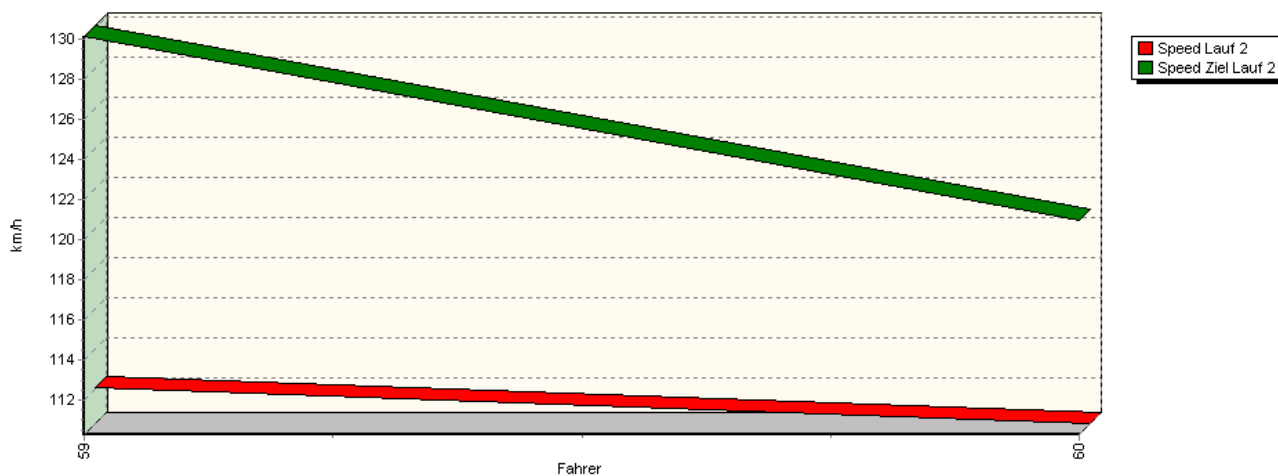
Speed-Diagramm Lauf 1



Sektor-Diagramm (Rest) Lauf 1

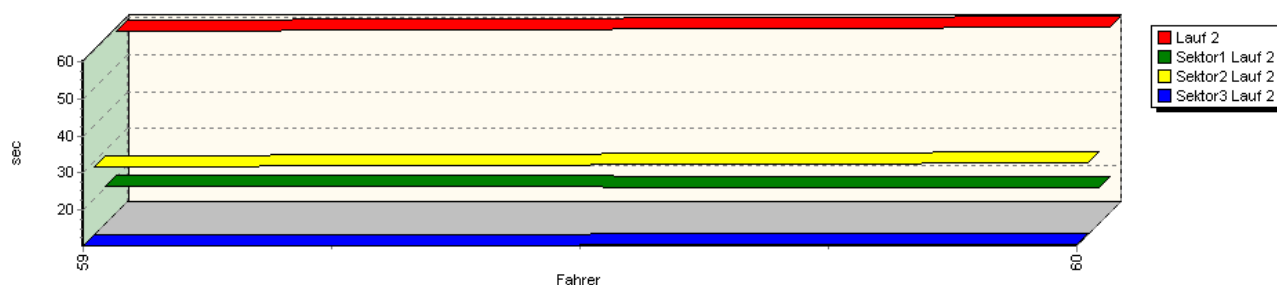


Speed-Diagramm Lauf 2



Sektorzeiten & Speeds - Gr. E2-SC/CN -1600 / -2000 ccm

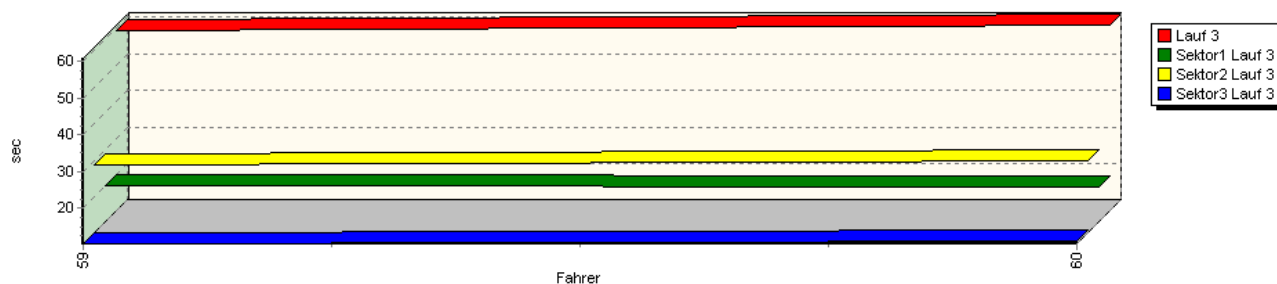
Sektor-Diagramm (Rest) Lauf 2



Speed-Diagramm Lauf 3



Sektor-Diagramm (Rest) Lauf 3



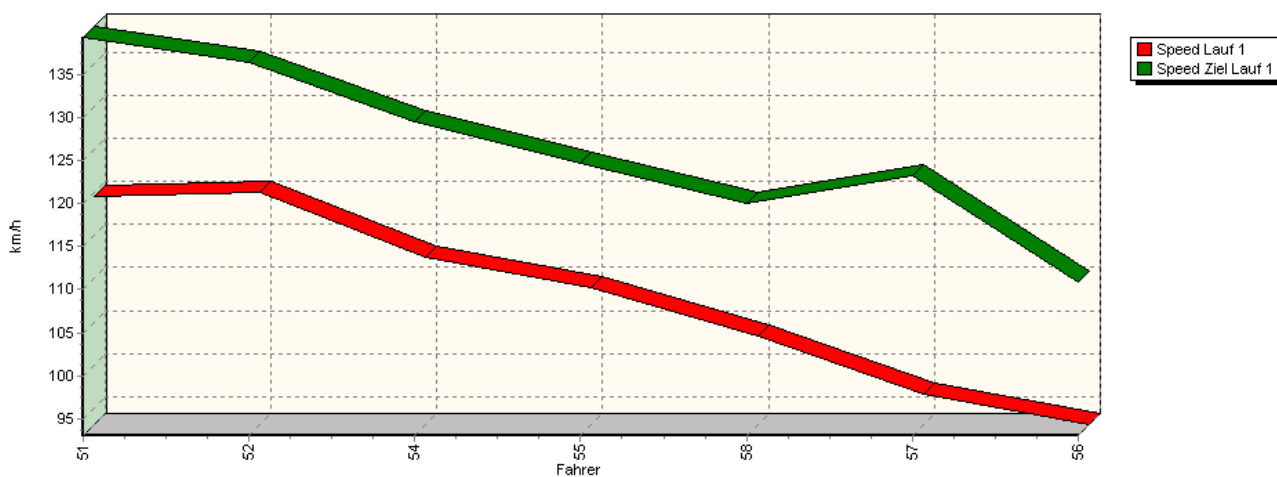
Rg.	Nr.	Sektor 1	Sektor 2	Sektor 3	Speed Ziel	Laufzeit	Speed (Lauf)	
1	59	D'ACRI Francesco		Elia-Suzuki Avrio St 09				
		Lauf 1:	00:20.085	00:28.503	00:10.288	130,03 km/h	00:58.876	113,12 km/h
		Lauf 2:	00:20.254	00:28.807	00:10.348	130,13 km/h	00:59.409	112,10 km/h
		Lauf 3:	00:20.047	00:28.804	00:10.417	127,53 km/h	00:59.268	112,37 km/h

Sektorzeiten & Speeds - Gr. E2-SC/CN -1600 / -2000 ccm

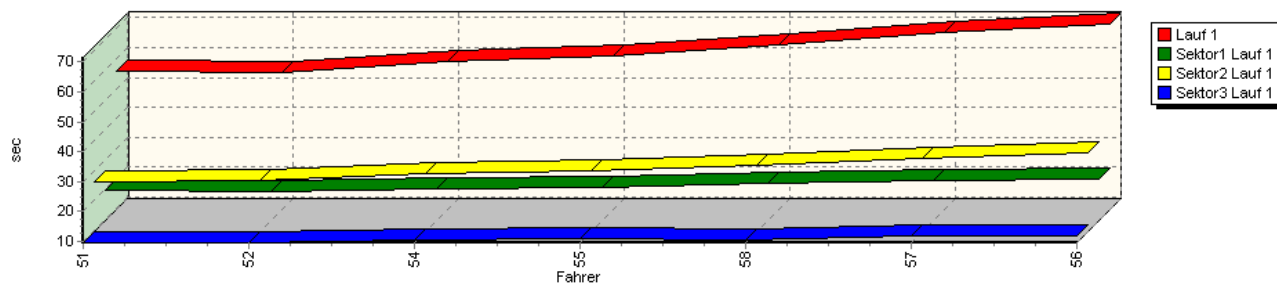
Rg.	Nr.	Sektor 1	Sektor 2	Sektor 3	Speed Ziel	Laufzeit	Speed (Lauf)	
2	60	COLLARD Bruno	BRC-Suzuki CM 05 Evo					
		Lauf 1:	00:20.038	00:29.612	00:11.444	111,86 km/h	01:01.094	109,01 km/h
		Lauf 2:	00:19.881	00:29.805	00:10.698	121,00 km/h	01:00.384	110,29 km/h
		Lauf 3:	00:19.847	00:29.858	00:11.052	117,44 km/h	01:00.757	109,62 km/h

Groupe E2-SC/CN/C3 Classe 31 plus de 1600 à 2000 ccm

Speed-Diagramm Lauf 1

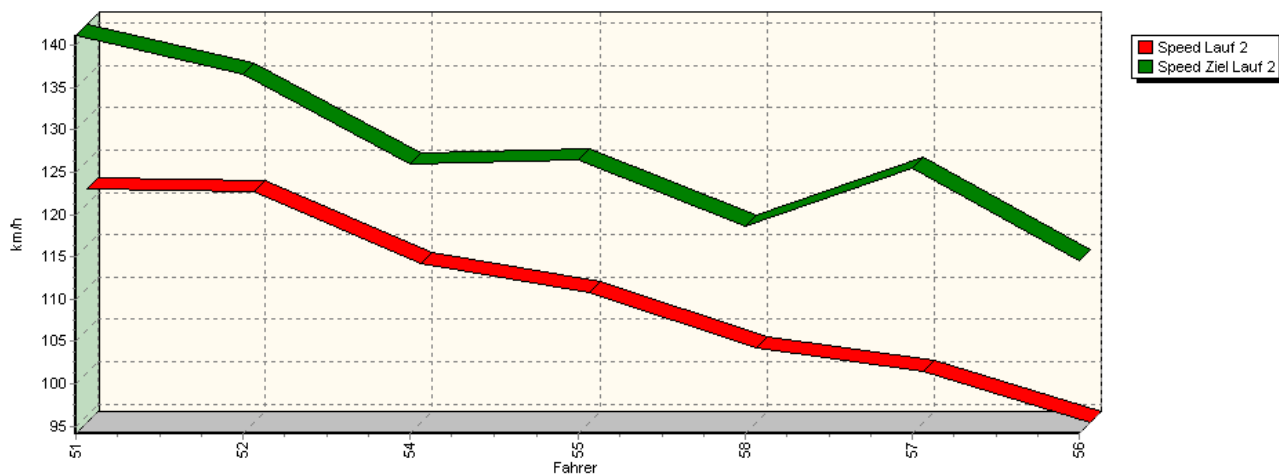


Sektor-Diagramm (Rest) Lauf 1

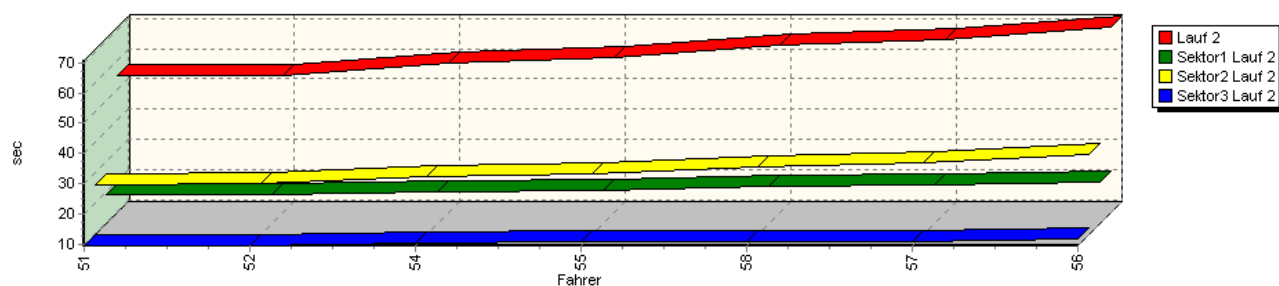


Sektorzeiten & Speeds - Gr. E2-SC/CN -1600 / -2000 ccm

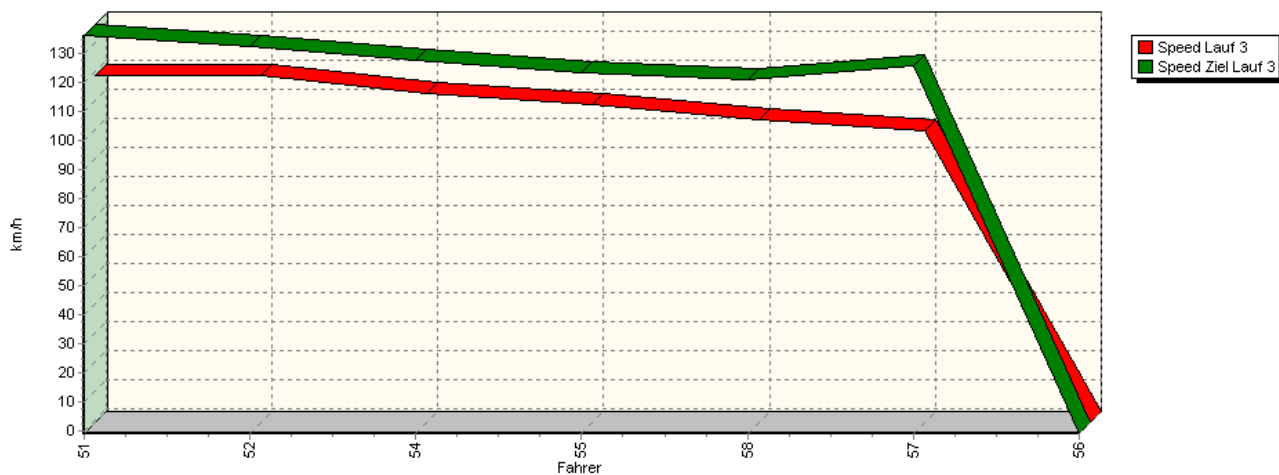
Speed-Diagramm Lauf 2



Sektor-Diagramm (Rest) Lauf 2

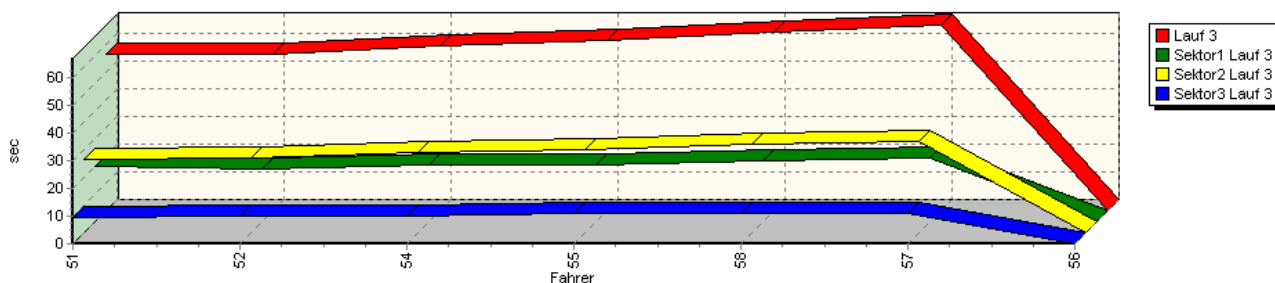


Speed-Diagramm Lauf 3



Sektorzeiten & Speeds - Gr. E2-SC/CN -1600 / -2000 ccm

Sektor-Diagramm (Rest) Lauf 3



Rg.	Nr.	Sektor 1	Sektor 2	Sektor 3	Speed Ziel	Laufzeit	Speed (Lauf)
1	51	OLBRICH Georg	Osella-Honda PA21P				
		Lauf 1: 00:19.912	00:26.232	00:09.538	139,29 km/h	00:55.682	119,61 km/h
		Lauf 2: 00:19.251	00:25.987	00:09.443	141,20 km/h	00:54.681	121,80 km/h
		Lauf 3: 00:20.161	00:26.461	00:09.538	136,13 km/h	00:56.160	118,59 km/h
2	52	PEREZ Pascual	Norma-Honda M20				
		Lauf 1: 00:19.086	00:26.772	00:09.605	136,39 km/h	00:55.463	120,08 km/h
		Lauf 2: 00:18.943	00:26.365	00:09.530	136,65 km/h	00:54.838	121,45 km/h
		Lauf 3: 00:19.101	00:27.171	00:10.028	132,33 km/h	00:56.300	118,29 km/h
3	54	LETMADE Bernd	Norma-Honda M20				
		Lauf 1: 00:19.974	00:28.852	00:10.380	129,45 km/h	00:59.206	112,49 km/h
		Lauf 2: 00:19.779	00:28.756	00:10.423	125,94 km/h	00:58.958	112,96 km/h
		Lauf 3: 00:20.228	00:28.986	00:10.180	127,66 km/h	00:59.394	112,13 km/h
4	55	WOLPERT Uwe	UWR-Honda WFK 07				
		Lauf 1: 00:20.692	00:29.727	00:10.721	124,71 km/h	01:01.140	108,93 km/h
		Lauf 2: 00:20.354	00:29.759	00:10.686	126,53 km/h	01:00.799	109,54 km/h
		Lauf 3: 00:20.493	00:30.137	00:10.832	123,43 km/h	01:01.462	108,36 km/h
5	58	WEYTEN Willy	Mantis-Opel Sport Proto				
		Lauf 1: 00:22.051	00:31.854	00:10.527	119,97 km/h	01:04.432	103,36 km/h
		Lauf 2: 00:21.885	00:31.986	00:10.813	118,68 km/h	01:04.684	102,96 km/h
		Lauf 3: 00:21.879	00:31.793	00:10.858	121,09 km/h	01:04.530	103,21 km/h
6	57	SIEBERT Gerhard	Osella-BMW PA18				
		Lauf 1: 00:22.998	00:34.285	00:11.694	123,28 km/h	01:08.977	96,55 km/h
		Lauf 2: 00:22.139	00:33.417	00:10.952	125,52 km/h	01:06.508	100,14 km/h
		Lauf 3: 00:22.747	00:32.949	00:11.114	125,54 km/h	01:06.810	99,69 km/h
7	56	COLLISI Stephan	Behnke-BMW Condor				
		Lauf 1: 00:23.646	00:35.886	00:12.032	110,80 km/h	01:11.564	93,06 km/h
		Lauf 2: 00:23.174	00:35.869	00:11.726	114,57 km/h	01:10.769	94,11 km/h
		Lauf 3: *	*	*	* km/h	*	* km/h