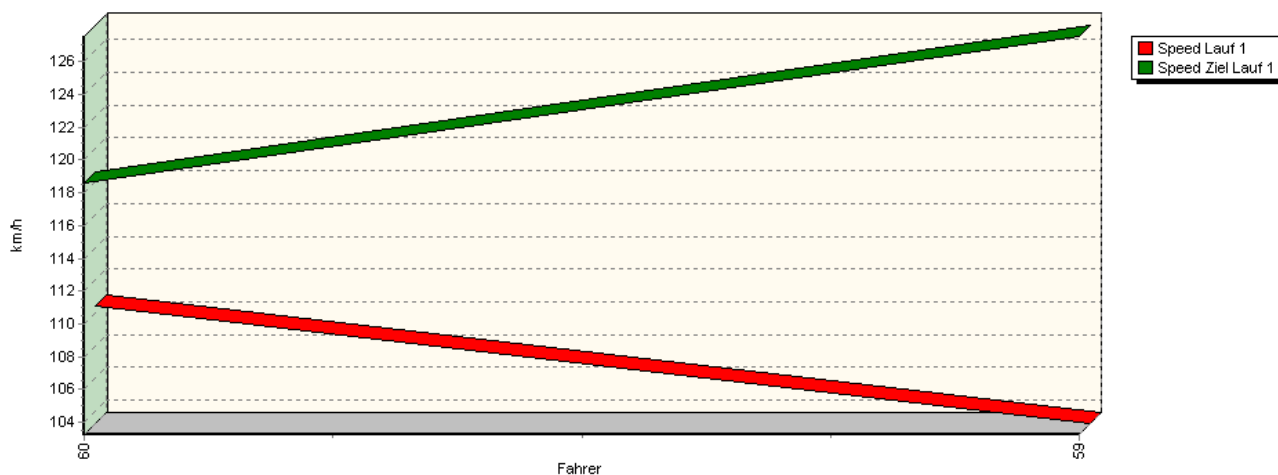


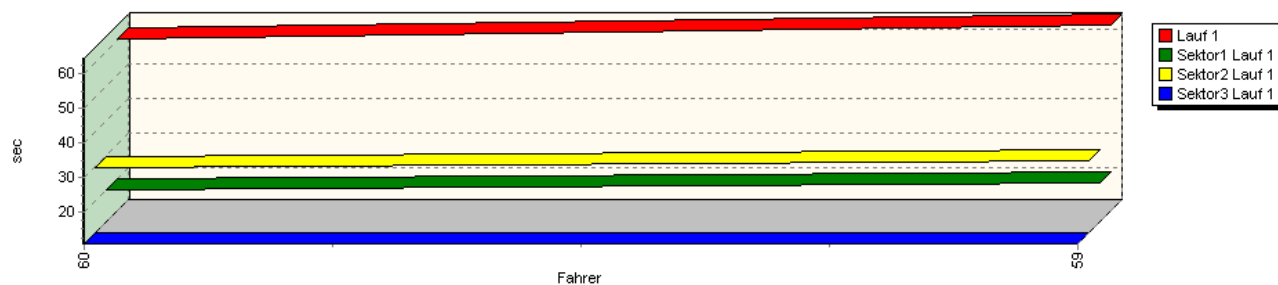
## Sektorzeiten & Speeds - Gr. E2-SC/CN -1600 / -2000 ccm

Groupe E2-SC/CN/C3 Classe 30 jusqu'à 1600 ccm

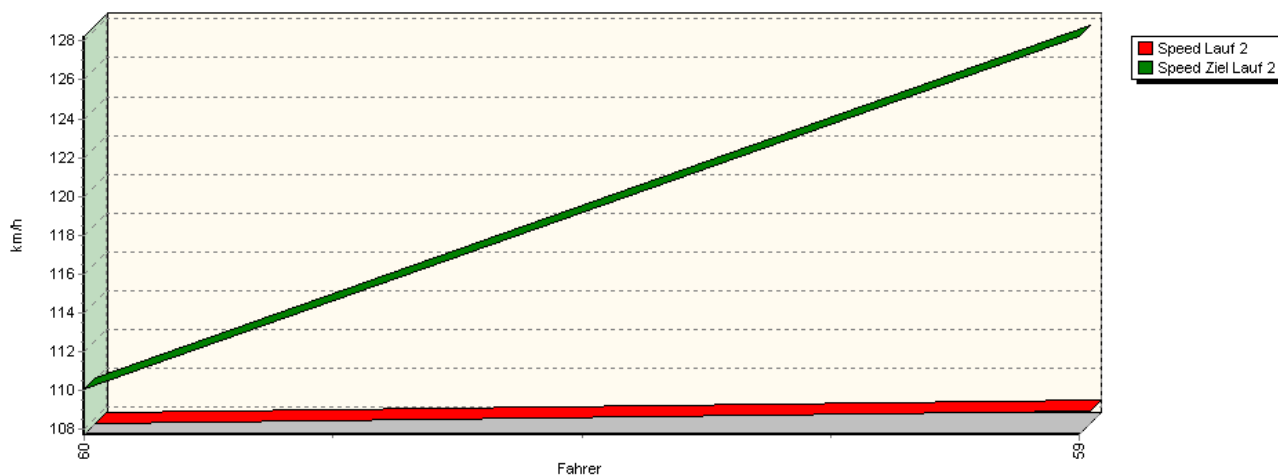
Speed-Diagramm Lauf 1



Sektor-Diagramm (Rest) Lauf 1

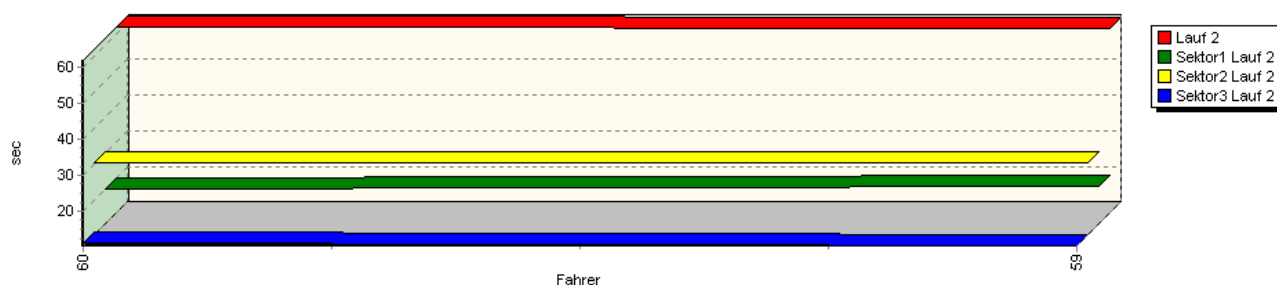


Speed-Diagramm Lauf 2

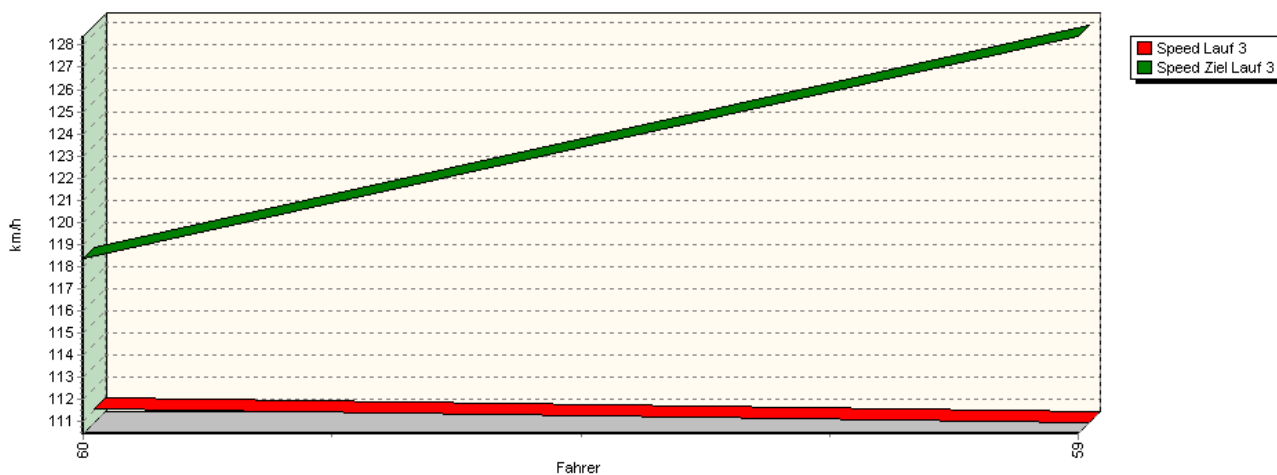


## Sektorzeiten & Speeds - Gr. E2-SC/CN -1600 / -2000 ccm

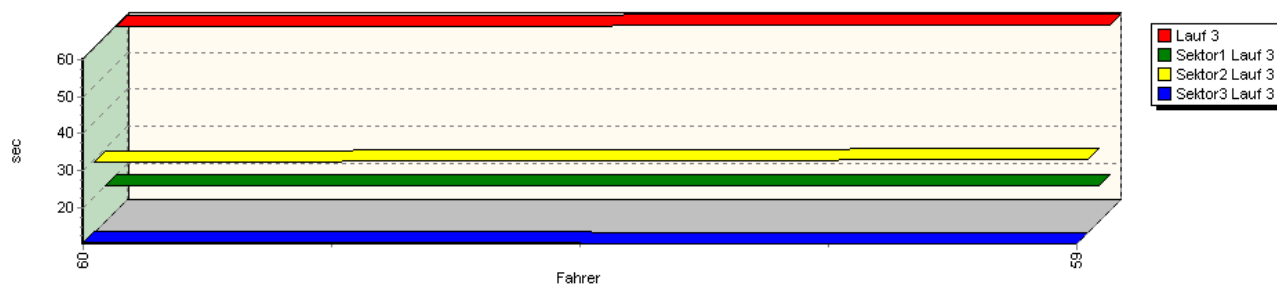
Sektor-Diagramm (Rest) Lauf 2



Speed-Diagramm Lauf 3



Sektor-Diagramm (Rest) Lauf 3



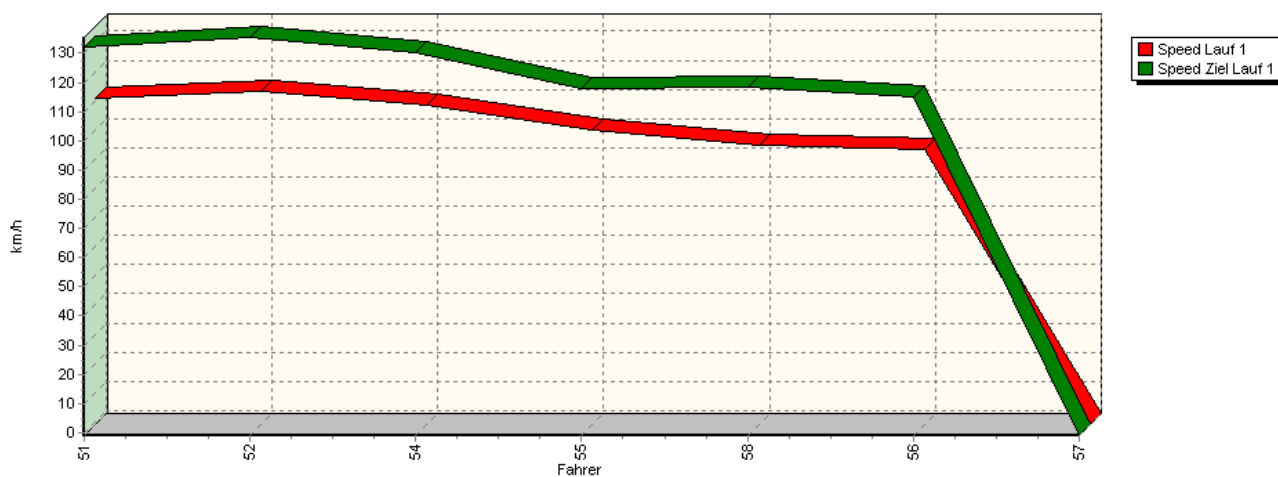
Rg.	Nr.	Sektor 1	Sektor 2	Sektor 3	Speed Ziel	Laufzeit	Speed (Lauf)	
1	60	<b>COLLARD Bruno</b>		BRC-Suzuki CM 05 Evo				
		Lauf 1:	00:19.937	00:29.508	00:10.852	118,63 km/h	01:00.297	110,45 km/h
		Lauf 2:	00:19.914	00:30.495	00:11.415	110,06 km/h	01:01.824	107,73 km/h
		Lauf 3:	00:19.885	00:29.378	00:10.698	118,38 km/h	00:59.961	111,07 km/h

## Sektorzeiten & Speeds - Gr. E2-SC/CN -1600 / -2000 ccm

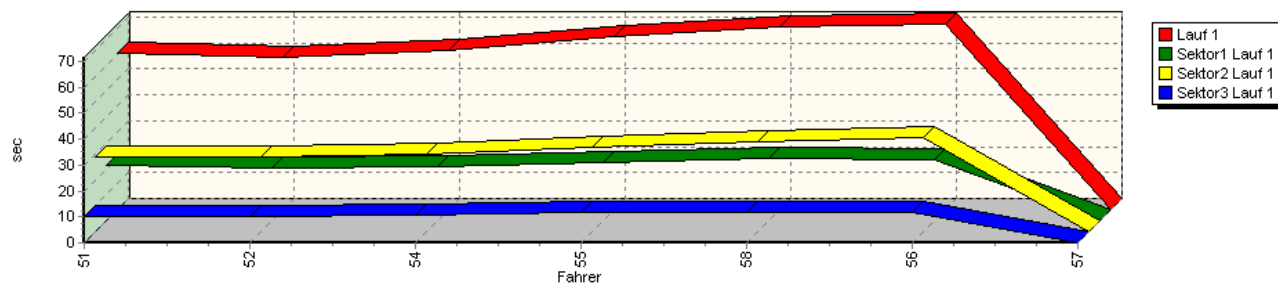
Rg.	Nr.	Sektor 1	Sektor 2	Sektor 3	Speed Ziel	Laufzeit	Speed (Lauf)	
2	59	<b>D'ACRI Francesco</b>	Elia-Suzuki Avrio St 09					
		Lauf 1:	00:21.974	00:31.525	00:10.999	127,52 km/h	01:04.498	103,26 km/h
		Lauf 2:	00:20.684	00:30.289	00:10.490	128,24 km/h	01:01.463	108,36 km/h
		Lauf 3:	00:19.953	00:30.034	00:10.306	128,40 km/h	01:00.293	110,46 km/h

### Groupe E2-SC/CN/C3 Classe 31 plus de 1600 à 2000 ccm

#### Speed-Diagramm Lauf 1

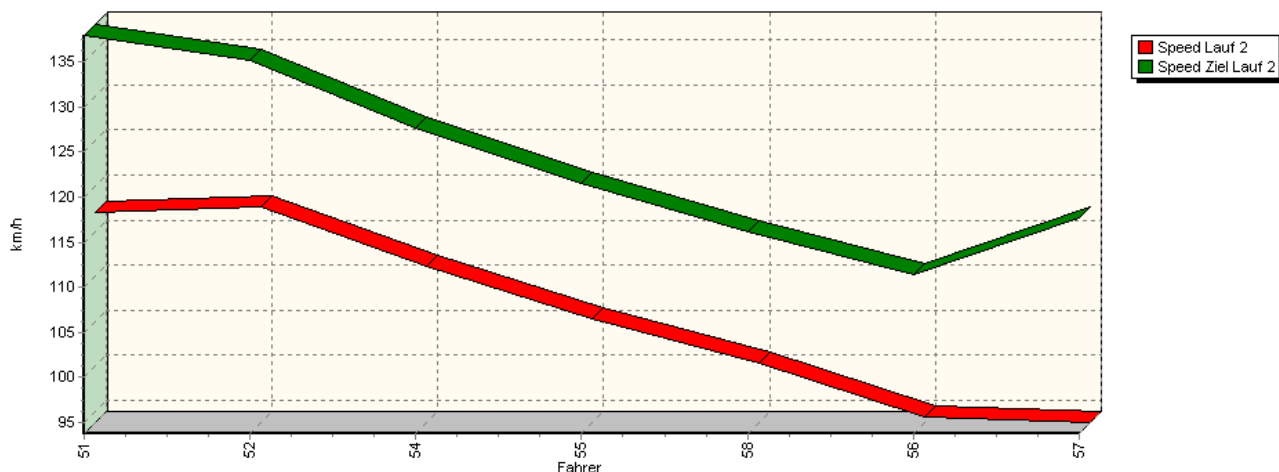


#### Sektor-Diagramm (Rest) Lauf 1

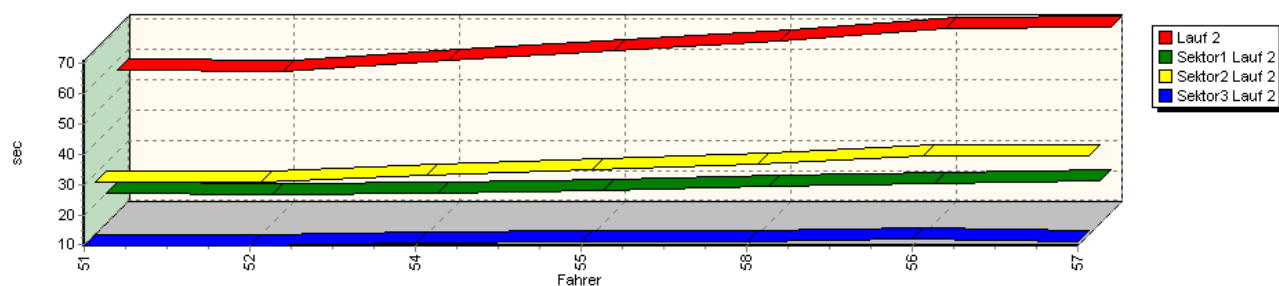


## Sektorzeiten & Speeds - Gr. E2-SC/CN -1600 / -2000 ccm

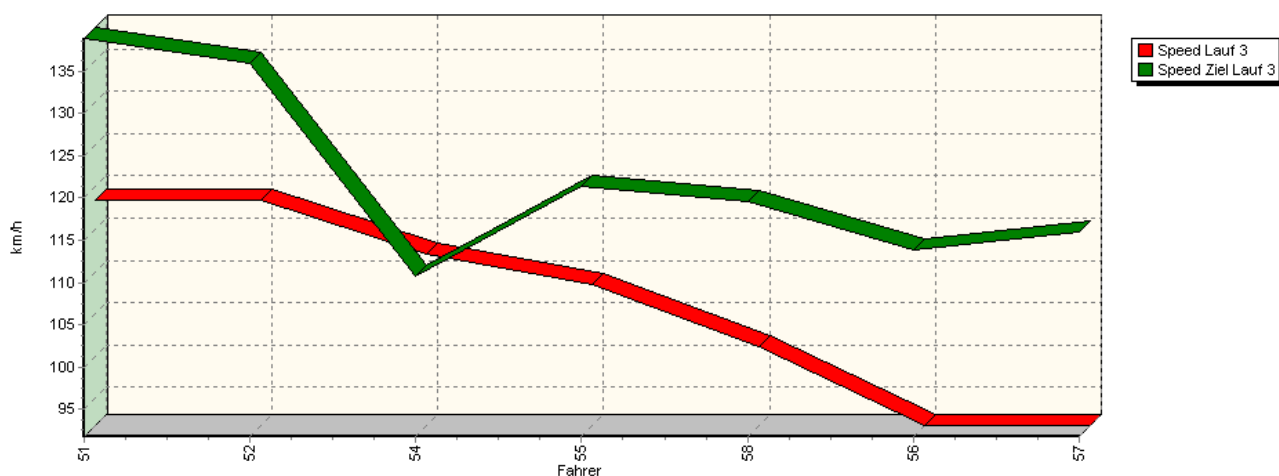
Speed-Diagramm Lauf 2



Sektor-Diagramm (Rest) Lauf 2

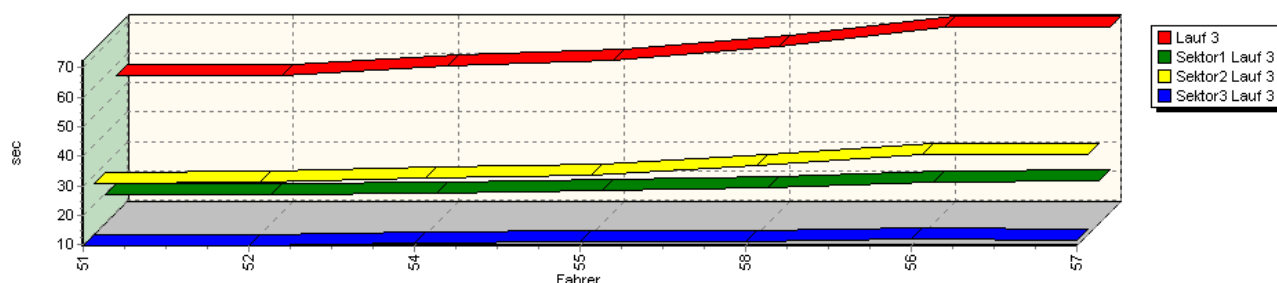


Speed-Diagramm Lauf 3



## Sektorzeiten & Speeds - Gr. E2-SC/CN -1600 / -2000 ccm

Sektor-Diagramm (Rest) Lauf 3



Rg.	Nr.	Sektor 1	Sektor 2	Sektor 3	Speed Ziel	Laufzeit	Speed (Lauf)
1	51	<b>OLBRICH Georg</b>	Osella-Honda PA21P				
		Lauf 1: 00:21.271	00:28.851	00:10.065	132,23 km/h	01:00.187	110,65 km/h
		Lauf 2: 00:20.039	00:27.090	00:09.753	137,95 km/h	00:56.882	117,08 km/h
		Lauf 3: 00:19.638	00:27.019	00:09.545	138,88 km/h	00:56.202	118,50 km/h
2	52	<b>PEREZ Pascual</b>	Norma-Honda M20				
		Lauf 1: 00:20.062	00:28.758	00:09.979	135,44 km/h	00:58.799	113,27 km/h
		Lauf 2: 00:19.393	00:27.236	00:09.935	135,17 km/h	00:56.564	117,74 km/h
		Lauf 3: 00:19.252	00:27.350	00:09.649	135,97 km/h	00:56.251	118,40 km/h
3	54	<b>LETMADE Bernd</b>	Norma-Honda M20				
		Lauf 1: 00:20.617	00:29.986	00:10.855	130,31 km/h	01:01.458	108,37 km/h
		Lauf 2: 00:19.971	00:29.469	00:10.490	127,61 km/h	00:59.930	111,13 km/h
		Lauf 3: 00:20.061	00:28.984	00:10.405	110,79 km/h	00:59.450	112,03 km/h
4	55	<b>WOLPERT Uwe</b>	UWR-Honda WFK 07				
		Lauf 1: 00:22.192	00:32.762	00:11.846	118,03 km/h	01:06.800	99,70 km/h
		Lauf 2: 00:20.954	00:31.215	00:11.073	121,52 km/h	01:03.242	105,31 km/h
		Lauf 3: 00:20.653	00:29.846	00:10.909	121,38 km/h	01:01.408	108,46 km/h
5	58	<b>WEYTEN Willy</b>	Mantis-Opel Sport Proto				
		Lauf 1: 00:23.791	00:34.698	00:11.790	118,34 km/h	01:10.279	94,76 km/h
		Lauf 2: 00:22.312	00:32.982	00:11.117	116,23 km/h	01:06.411	100,29 km/h
		Lauf 3: 00:21.737	00:33.204	00:10.953	119,52 km/h	01:05.894	101,07 km/h
6	56	<b>COLLISI Stephan</b>	Behnke-BMW Condor				
		Lauf 1: 00:23.512	00:36.102	00:11.947	115,28 km/h	01:11.561	93,07 km/h
		Lauf 2: 00:22.993	00:35.740	00:11.866	111,46 km/h	01:10.599	94,33 km/h
		Lauf 3: 00:23.761	00:36.985	00:11.769	113,81 km/h	01:12.515	91,84 km/h
7	57	<b>SIEBERT Gerhard</b>	Osella-BMW PA18				
		Lauf 1: *	*	*	* km/h	*	* km/h
		Lauf 2: 00:24.072	00:35.623	00:11.329	117,75 km/h	01:11.024	93,77 km/h
		Lauf 3: 00:24.305	00:36.846	00:11.420	115,90 km/h	01:12.571	91,77 km/h