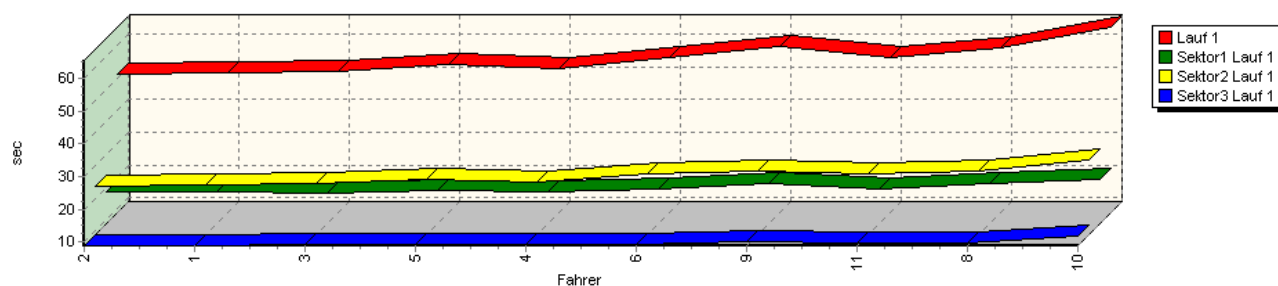


## Sektorzeiten & Speeds - Groupe E2-SS (D,E) Classe 37 plus de 2000 à 3000 ccm

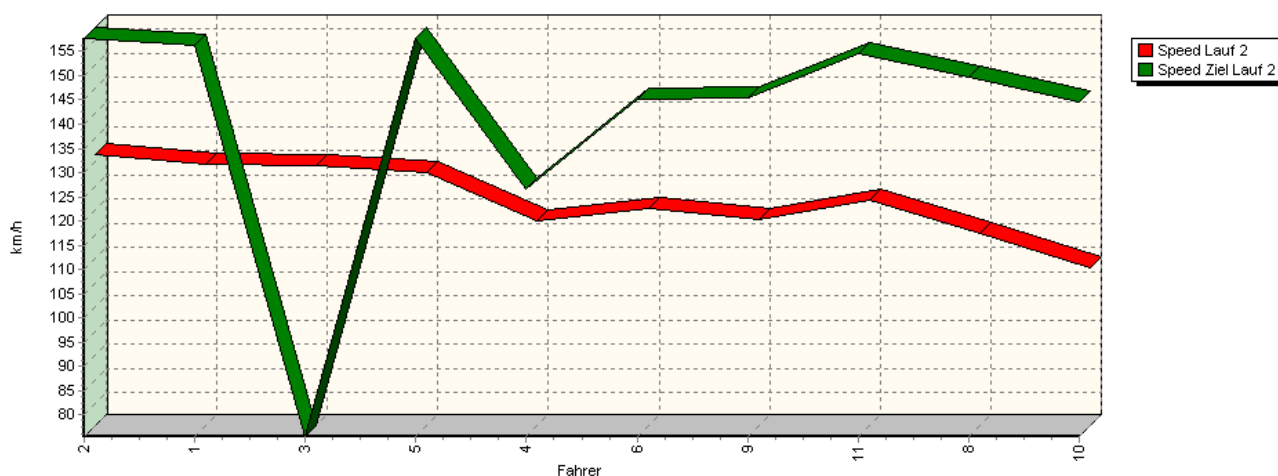
Speed-Diagramm Lauf 1



Sektor-Diagramm (Rest) Lauf 1

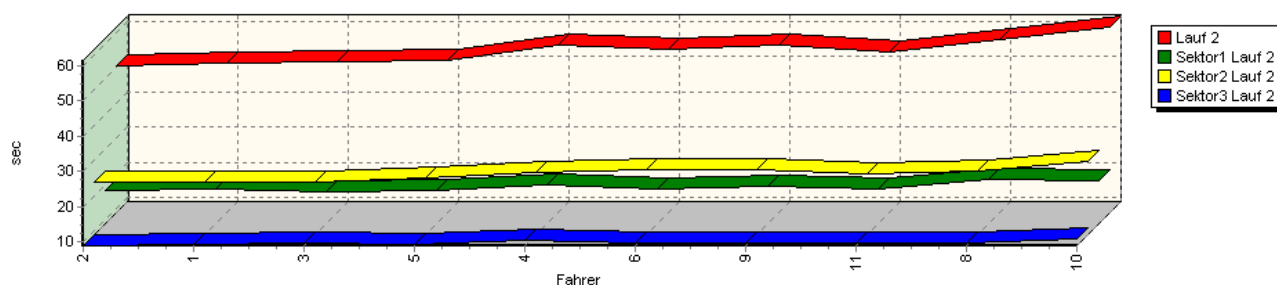


Speed-Diagramm Lauf 2

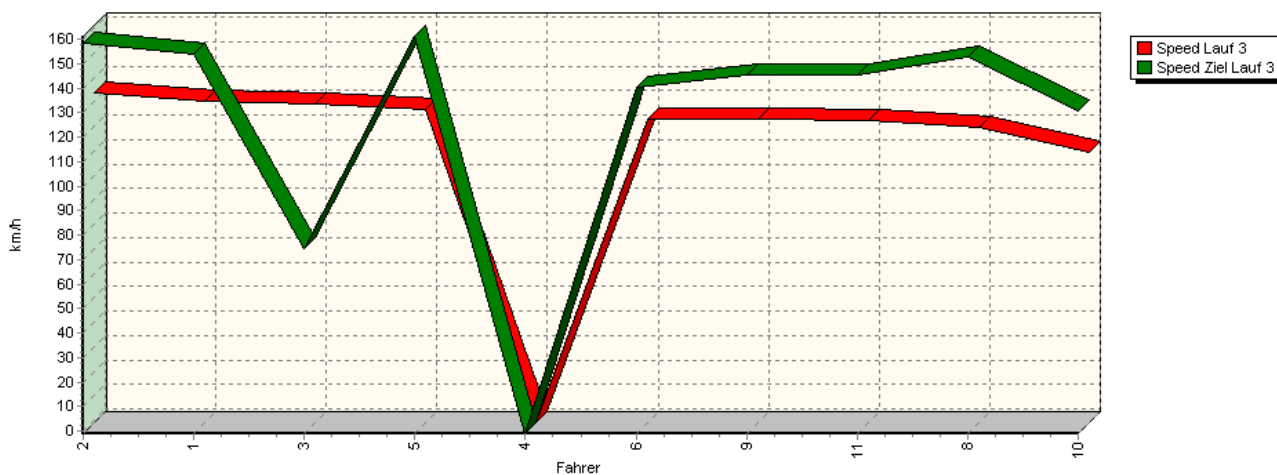


## Sektorzeiten & Speeds - Groupe E2-SS (D,E) Classe 37 plus de 2000 à 3000 ccm

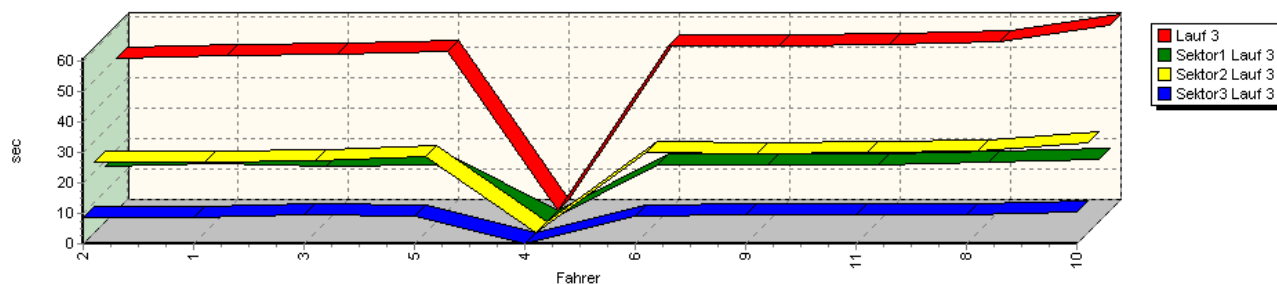
Sektor-Diagramm (Rest) Lauf 2



Speed-Diagramm Lauf 3



Sektor-Diagramm (Rest) Lauf 3



Rg.	Nr.	Sektor 1	Sektor 2	Sektor 3	Speed Ziel	Laufzeit	Speed (Lauf)	
1	2	<b>STEINER Marcel</b>		Osella-Zytek FA30				
		Lauf 1:	00:18.368	00:23.707	00:08.828	150,72 km/h	00:50.903	130,84 km/h
		Lauf 2:	00:18.301	00:23.580	00:08.785	157,64 km/h	00:50.666	131,45 km/h
		Lauf 3:	00:17.994	00:23.293	00:08.603	158,18 km/h	00:49.890	133,49 km/h



## European Hill Race

Bergrennen Eschdorf

3. - 5. Mai 2013

Luxemburger und Belgische Bergmeisterschaft 2013

Deutsche Bergmeisterschaft 2013



### Sektorzeiten & Speeds - Groupe E2-SS (D,E) Classe 37 plus de 2000 à 3000 ccm

Rg.	Nr.	Sektor 1	Sektor 2	Sektor 3	Speed Ziel	Laufzeit	Speed (Lauf)
2	1	<b>DEMUTH Guy</b>	Osella-Zytek FA30				
		Lauf 1: 00:18.649	00:24.118	00:08.852	157,40 km/h	00:51.619	129,02 km/h
		Lauf 2: 00:18.656	00:23.741	00:09.046	156,24 km/h	00:51.443	129,47 km/h
		Lauf 3: 00:19.001	00:23.322	00:08.787	153,90 km/h	00:51.110	130,31 km/h
3	3	<b>HAUSER David</b>	Dallara SRE-CH GP2				
		Lauf 1: 00:18.185	00:24.511	00:09.074	151,13 km/h	00:51.770	128,64 km/h
		Lauf 2: 00:18.031	00:23.956	00:09.613	75,58 km/h	00:51.600	129,07 km/h
		Lauf 3: 00:18.348	00:23.733	00:09.395	74,62 km/h	00:51.476	129,38 km/h
4	5	<b>THOMAS Alban</b>	Reynard-Mugen 01L				
		Lauf 1: 00:18.944	00:25.636	00:09.439	156,85 km/h	00:54.019	123,29 km/h
		Lauf 2: 00:18.052	00:24.972	00:09.095	157,67 km/h	00:52.119	127,78 km/h
		Lauf 3: 00:18.470	00:24.919	00:09.007	161,23 km/h	00:52.396	127,11 km/h
5	4	<b>BERGUERAND Eric</b>	Lola-Cosworth FA99				
		Lauf 1: 00:18.745	00:24.943	00:09.145	154,62 km/h	00:52.833	126,06 km/h
		Lauf 2: 00:19.657	00:26.352	00:10.526	126,60 km/h	00:56.535	117,80 km/h
		Lauf 3: *	*	*	* km/h	*	* km/h
6	6	<b>HUGENTOBLE Simon</b>	Reynard-Cosworth 92D				
		Lauf 1: 00:19.401	00:27.346	00:09.389	141,42 km/h	00:56.136	118,64 km/h
		Lauf 2: 00:18.660	00:27.236	00:09.514	145,05 km/h	00:55.410	120,19 km/h
		Lauf 3: 00:18.530	00:26.385	00:09.316	140,37 km/h	00:54.231	122,81 km/h
7	9	<b>ALLAIS Daniel</b>	Reynard-Judd 97D				
		Lauf 1: 00:21.223	00:28.378	00:09.973	145,81 km/h	00:59.574	111,79 km/h
		Lauf 2: 00:19.401	00:27.352	00:09.629	145,44 km/h	00:56.382	118,12 km/h
		Lauf 3: 00:18.779	00:26.089	00:09.382	145,39 km/h	00:54.250	122,76 km/h
8	11	<b>ROLLINGER Tommy</b>	Lola-Zytek B02/50				
		Lauf 1: 00:19.435	00:27.213	00:09.618	154,24 km/h	00:56.266	118,37 km/h
		Lauf 2: 00:18.716	00:26.259	00:09.589	154,43 km/h	00:54.564	122,06 km/h
		Lauf 3: 00:18.606	00:26.276	00:09.624	145,45 km/h	00:54.506	122,19 km/h
9	8	<b>ROUSSEL Joel</b>	Lola-Zytek B02/50				
		Lauf 1: 00:20.995	00:28.218	00:09.792	151,17 km/h	00:59.005	112,87 km/h
		Lauf 2: 00:21.320	00:26.924	00:09.631	149,62 km/h	00:57.875	115,08 km/h
		Lauf 3: 00:19.375	00:26.913	00:09.386	152,61 km/h	00:55.674	119,62 km/h
10	10	<b>LOMBARDO Antoine</b>	Lola-Cosworth B99/50 Prost Juni				
		Lauf 1: 00:22.231	00:31.562	00:11.638	129,31 km/h	01:05.431	101,79 km/h
		Lauf 2: 00:21.134	00:29.688	00:10.789	144,63 km/h	01:01.611	108,10 km/h
		Lauf 3: 00:20.691	00:29.763	00:10.562	130,92 km/h	01:01.016	109,15 km/h