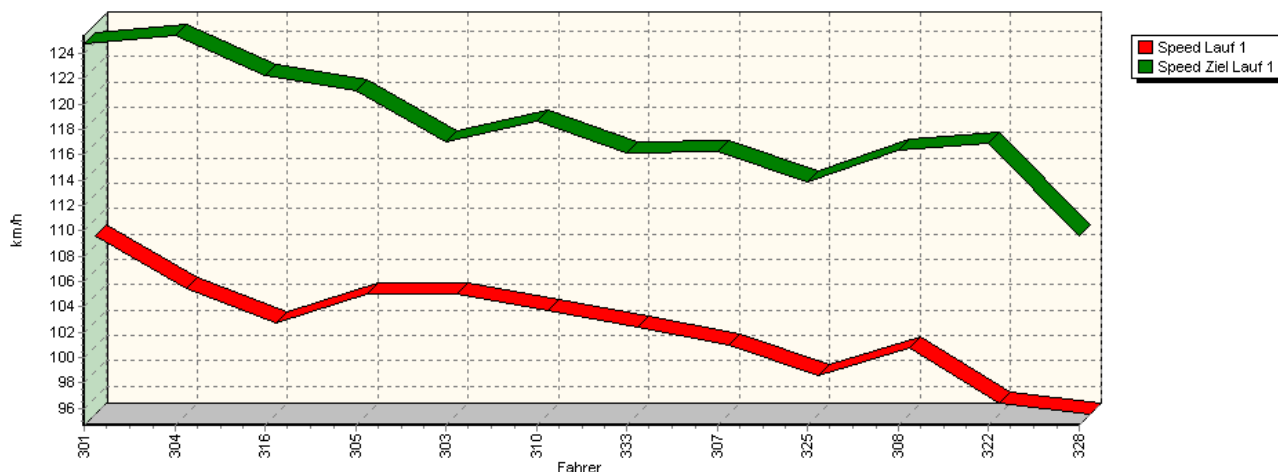
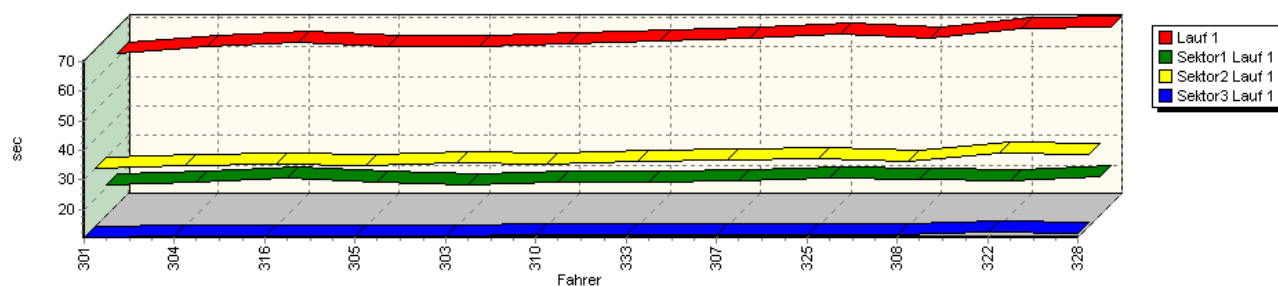


Sektorzeiten & Speeds - Gruppe H (DMSB) bis 2000 ccm - Klasse 44

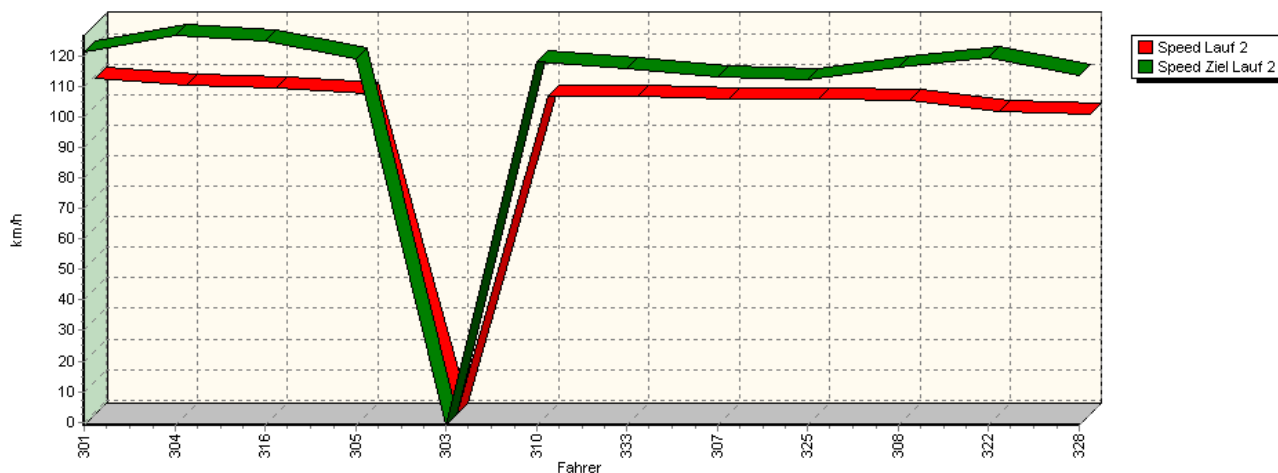
Speed-Diagramm Lauf 1



Sektor-Diagramm (Rest) Lauf 1

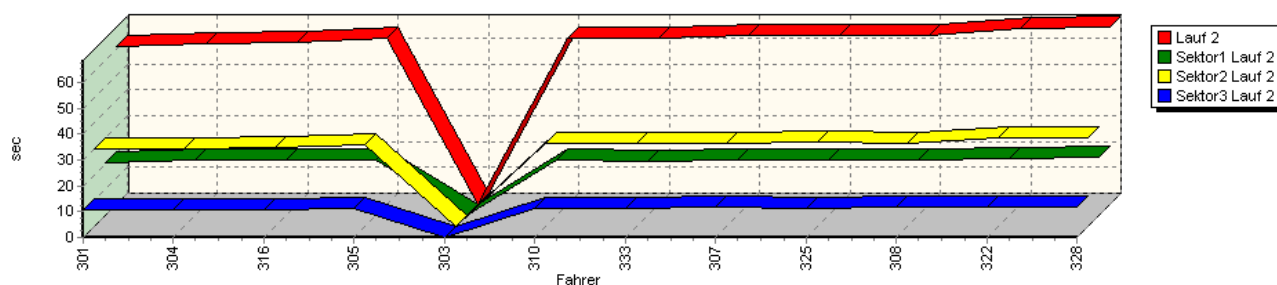


Speed-Diagramm Lauf 2

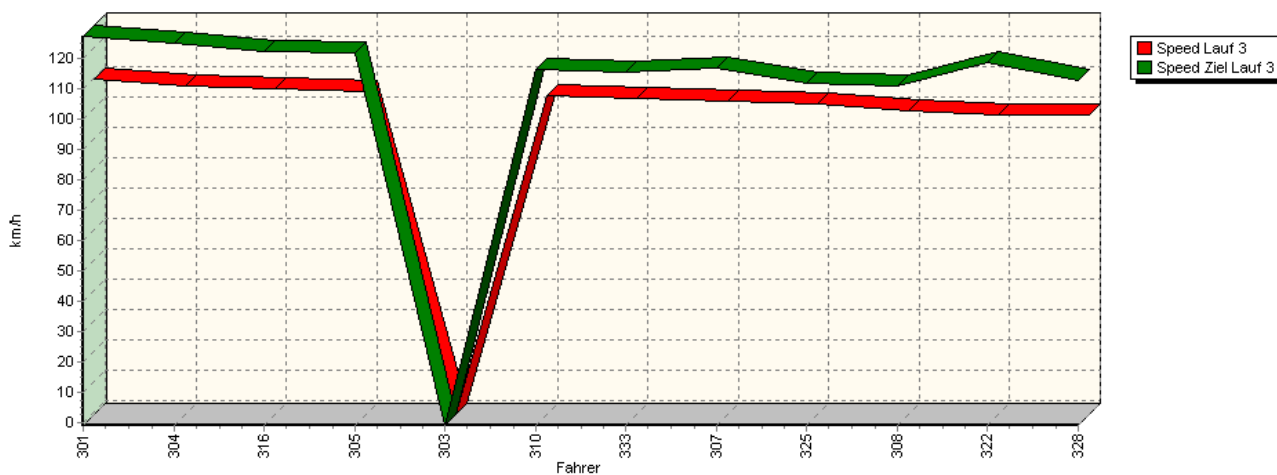


Sektorzeiten & Speeds - Gruppe H (DMSB) bis 2000 ccm - Klasse 44

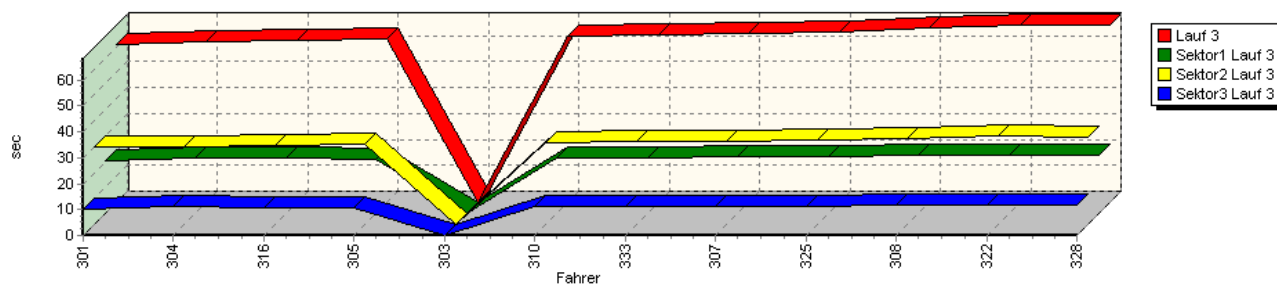
Sektor-Diagramm (Rest) Lauf 2



Speed-Diagramm Lauf 3



Sektor-Diagramm (Rest) Lauf 3



Rg.	Nr.	Sektor 1	Sektor 2	Sektor 3	Speed Ziel	Laufzeit	Speed (Lauf)	
1	301	SONDERBAUER Roman		Opel Ziegler Kadett C 16V				
		Lauf 1:	00:20.734	00:30.027	00:10.477	124,80 km/h	01:01.238	108,76 km/h
		Lauf 2:	00:20.578	00:29.774	00:10.844	121,23 km/h	01:01.196	108,83 km/h
		Lauf 3:	00:20.354	00:29.981	00:10.398	127,24 km/h	01:00.733	109,66 km/h



European Hill Race

Bergrennen Eschdorf

3. - 5. Mai 2013

Luxemburger und Belgische Bergmeisterschaft 2013

Deutsche Bergmeisterschaft 2013



Sektorzeiten & Speeds - Gruppe H (DMSB) bis 2000 ccm - Klasse 44

Rg.	Nr.	Sektor 1	Sektor 2	Sektor 3	Speed Ziel	Laufzeit	Speed (Lauf)
2	304	ROTTENBERGER Dieter	BMW 318i E36 STW				
		Lauf 1: 00:21.552	00:31.042	00:11.076	125,43 km/h	01:03.670	104,60 km/h
		Lauf 2: 00:21.228	00:30.213	00:10.932	126,57 km/h	01:02.373	106,78 km/h
		Lauf 3: 00:21.306	00:29.714	00:10.973	124,85 km/h	01:01.993	107,43 km/h
3	316	WIEBE André	Renault Williams Wiebe Laguna				
		Lauf 1: 00:22.918	00:31.621	00:10.851	122,23 km/h	01:05.390	101,85 km/h
		Lauf 2: 00:21.469	00:30.587	00:10.892	124,94 km/h	01:02.948	105,80 km/h
		Lauf 3: 00:21.214	00:30.566	00:10.754	122,30 km/h	01:02.534	106,50 km/h
4	305	FLIK Thomas	Renault Clio 16S Williams				
		Lauf 1: 00:21.712	00:31.194	00:11.034	121,06 km/h	01:03.940	104,16 km/h
		Lauf 2: 00:21.249	00:31.822	00:11.121	118,98 km/h	01:04.192	103,75 km/h
		Lauf 3: 00:21.043	00:31.146	00:10.893	121,65 km/h	01:03.082	105,58 km/h
5	303	ORTH Patrick	BMW 320is				
		Lauf 1: 00:20.840	00:32.008	00:11.058	117,08 km/h	01:03.906	104,21 km/h
		Lauf 2: *	*	*	* km/h	A	* km/h
		Lauf 3: *	*	*	* km/h	*	* km/h
6	310	WEBER Jens	Opel Kadett C 16V				
		Lauf 1: 00:21.730	00:31.712	00:11.286	118,72 km/h	01:04.728	102,89 km/h
		Lauf 2: 00:21.288	00:31.984	00:11.246	118,07 km/h	01:04.518	103,23 km/h
		Lauf 3: 00:21.398	00:31.596	00:11.129	116,21 km/h	01:04.123	103,86 km/h
7	333	HATEZIC Johann	Opel Ascona B 8V				
		Lauf 1: 00:21.867	00:32.289	00:11.459	116,16 km/h	01:05.615	101,50 km/h
		Lauf 2: 00:21.103	00:32.085	00:11.364	115,50 km/h	01:04.552	103,17 km/h
		Lauf 3: 00:21.426	00:31.863	00:11.328	115,21 km/h	01:04.617	103,07 km/h
8	307	DÜMLER Christian	VW Golf II				
		Lauf 1: 00:22.217	00:33.061	00:11.265	116,27 km/h	01:06.543	100,09 km/h
		Lauf 2: 00:21.557	00:31.938	00:11.788	112,86 km/h	01:05.283	102,02 km/h
		Lauf 3: 00:21.883	00:32.075	00:11.199	116,85 km/h	01:05.157	102,21 km/h
9	325	KONSTANZER Alex	Opel Kadett C Coupé 8V				
		Lauf 1: 00:23.098	00:33.418	00:11.646	113,82 km/h	01:08.162	97,71 km/h
		Lauf 2: 00:21.681	00:32.437	00:11.220	111,92 km/h	01:05.338	101,93 km/h
		Lauf 3: 00:21.938	00:32.565	00:11.132	111,96 km/h	01:05.635	101,47 km/h
10	308	LANG Bernhard	Ford Escort RS2000 Spezial				
		Lauf 1: 00:22.534	00:32.635	00:11.511	116,33 km/h	01:06.680	99,88 km/h
		Lauf 2: 00:21.513	00:32.322	00:11.572	116,19 km/h	01:05.407	101,82 km/h
		Lauf 3: 00:22.404	00:33.186	00:11.784	110,90 km/h	01:07.374	98,85 km/h
11	322	FLIK Beatrice	Renault Megane Cup				
		Lauf 1: 00:22.311	00:35.183	00:12.201	116,95 km/h	01:09.695	95,56 km/h
		Lauf 2: 00:22.075	00:34.086	00:11.731	119,16 km/h	01:07.892	98,10 km/h
		Lauf 3: 00:22.233	00:34.111	00:11.857	118,79 km/h	01:08.201	97,65 km/h
12	328	GÜRTZGEN Friedhelm	BMW 2002tii				
		Lauf 1: 00:23.384	00:34.889	00:12.076	109,64 km/h	01:10.349	94,67 km/h
		Lauf 2: 00:22.640	00:34.065	00:11.870	113,35 km/h	01:08.575	97,12 km/h
		Lauf 3: 00:22.478	00:33.824	00:11.979	112,66 km/h	01:08.281	97,54 km/h