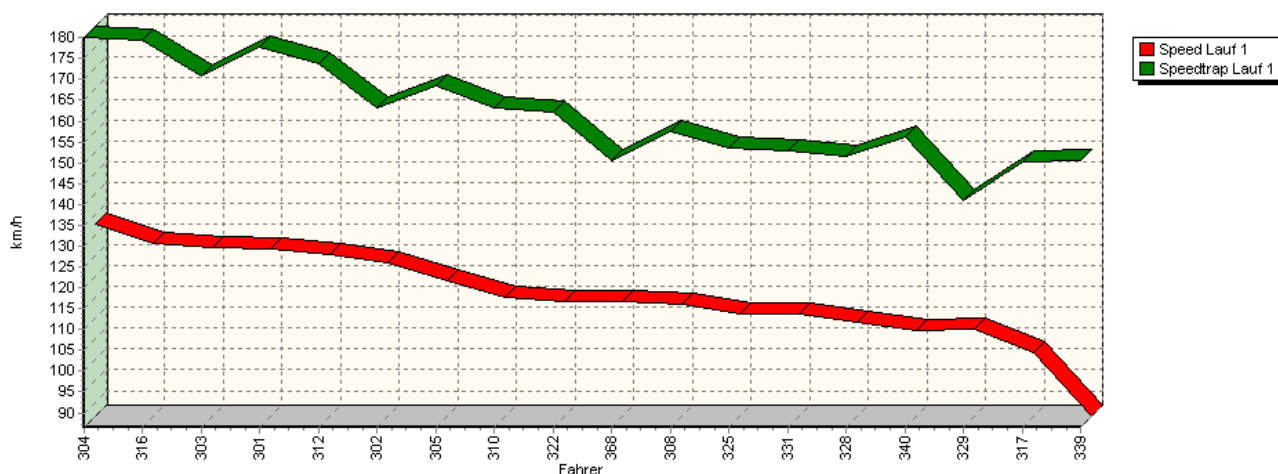
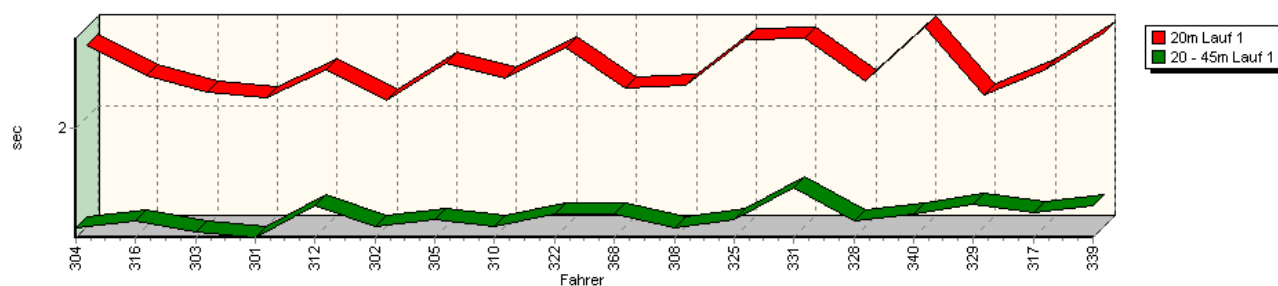


Sektorzeiten & Speeds - Rennen - Gruppe H bis 1600 ccm, bis 2000 ccm - Klassen 31,32

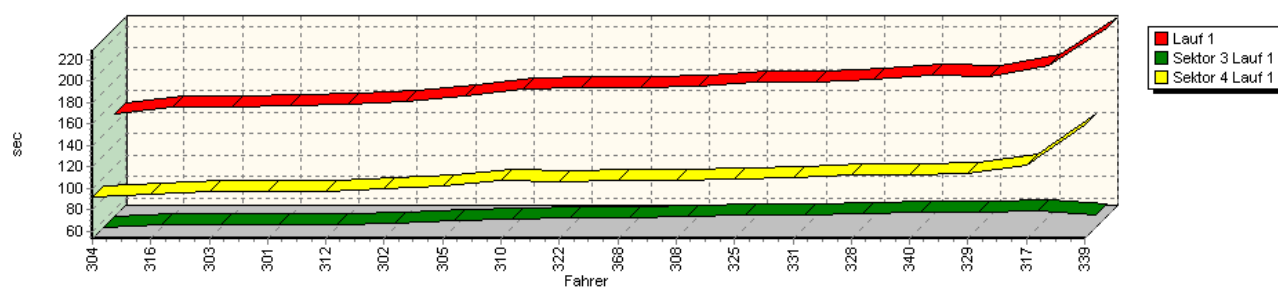
Speed-Diagramm Lauf 1



Sektor-Diagramm (Start) Lauf 1

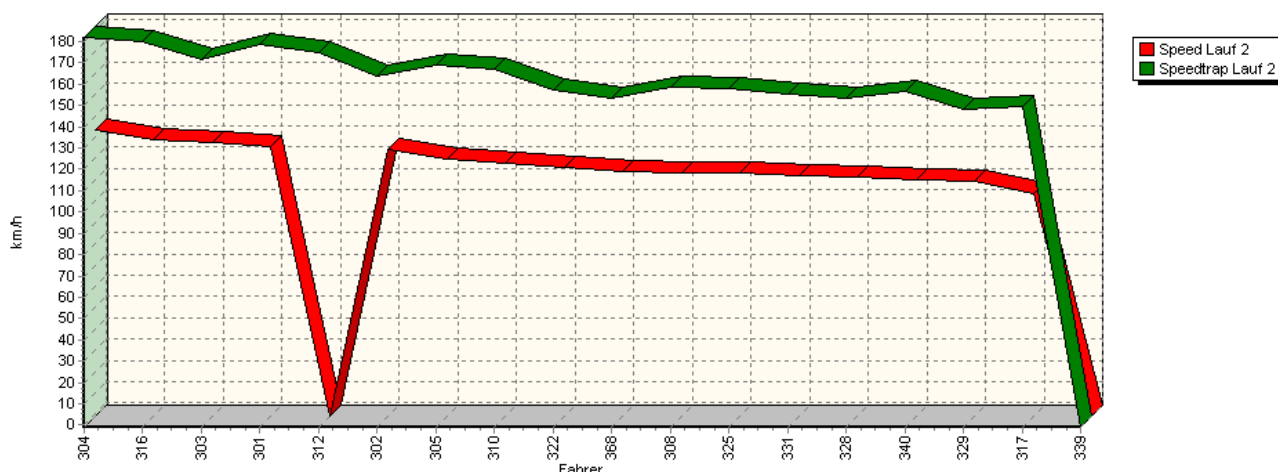


Sektor-Diagramm (Rest) Lauf 1

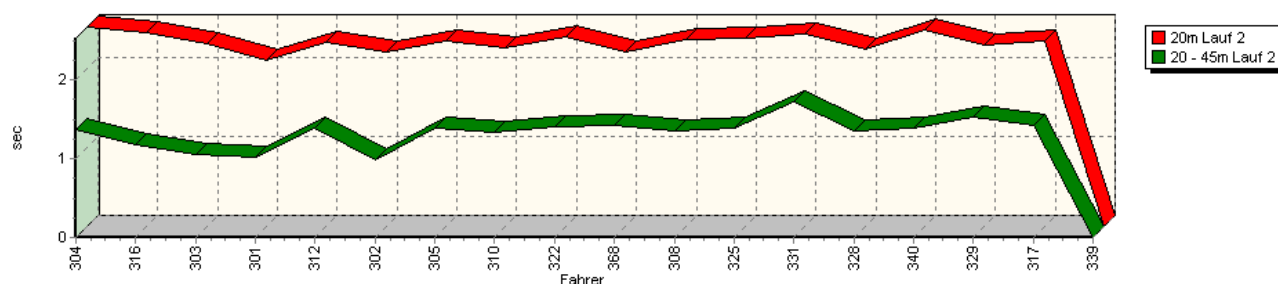


Sektorzeiten & Speeds - Rennen - Gruppe H bis 1600 ccm, bis 2000 ccm - Klassen 31,32

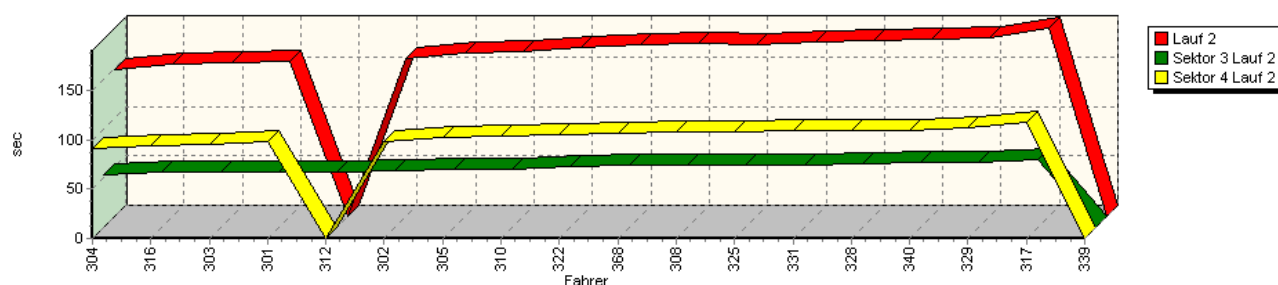
Speed-Diagramm Lauf 2



Sektor-Diagramm (Start) Lauf 2



Sektor-Diagramm (Rest) Lauf 2



Rg.	Nr.	Sektor 1 (20m)	Sektor 2 (20-45m)	Sektor 3	Speed (P22)	Sektor 4	Laufzeit	Speed (Lauf)
1	304	WEIDINGER Jörg		BMW 318i STW				
		Lauf 1:	00:02.478	00:01.339	00:53.389	180,09 km/h	01:32.237	02:29.443
		Lauf 2:	00:02.533	00:01.372	00:53.177	181,91 km/h	01:31.587	02:28.669
2	316	WIEBE André		Renault Williams Wiebe Laguna				
		Lauf 1:	00:02.271	00:01.385	00:55.748	179,58 km/h	01:35.252	02:34.656
		Lauf 2:	00:02.458	00:01.181	00:55.717	180,00 km/h	01:34.778	02:34.134

Sektorzeiten & Speeds - Rennen - Gruppe H bis 1600 ccm, bis 2000 ccm - Klassen 31,32

Rg.	Nr.		Sektor 1 (20m)	Sektor 2 (20-45m)	Sektor 3	Speed (P22)	Sektor 4	Laufzeit	Speed (Lauf)
3	303	ORTH Patrick	BMW Frank 320is						
		Lauf 1:	00:02.163	00:01.315	00:55.733	170,89 km/h	01:36.697	02:35.908	127,00 km/h
		Lauf 2:	00:02.327	00:01.049	00:55.933	171,67 km/h	01:36.210	02:35.519	127,32 km/h
4	301	SONDERBAUER Roman	Ziegler Kadett C Coupé 16V						
		Lauf 1:	00:02.126	00:01.274	00:55.988	177,77 km/h	01:36.889	02:36.277	126,70 km/h
		Lauf 2:	00:02.107	00:01.014	00:56.744	178,79 km/h	01:38.147	02:38.012	125,31 km/h
5	312	PREIßER Dirk	Opel Kadett C Coupé 16V						
		Lauf 1:	00:02.307	00:01.488	00:56.572	173,77 km/h	01:37.506	02:37.873	125,42 km/h
		Lauf 2:	00:02.339	00:01.384	00:56.486	174,94 km/h	*	A	* km/h
6	302	WIMMER Norbert	BMW 2002 8V						
		Lauf 1:	00:02.112	00:01.343	00:56.997	163,32 km/h	01:40.194	02:40.646	123,25 km/h
		Lauf 2:	00:02.225	00:00.978	00:57.500	163,68 km/h	01:39.074	02:39.777	123,92 km/h
7	305	FLIK Thomas	Renault Clio Williams						
		Lauf 1:	00:02.358	00:01.397	01:00.315	168,60 km/h	01:42.035	02:46.105	119,20 km/h
		Lauf 2:	00:02.359	00:01.389	00:59.411	169,04 km/h	01:42.525	02:45.684	119,50 km/h
8	310	WEBER Jens	Opel Kadett C						
		Lauf 1:	00:02.257	00:01.343	01:01.498	163,08 km/h	01:47.205	02:52.303	114,91 km/h
		Lauf 2:	00:02.268	00:01.332	00:59.571	166,78 km/h	01:44.639	02:47.810	117,99 km/h
9	322	FLIK Beatrice	Renault Megane Cup						
		Lauf 1:	00:02.462	00:01.426	01:02.889	162,21 km/h	01:46.895	02:53.672	114,01 km/h
		Lauf 2:	00:02.402	00:01.404	01:01.898	157,35 km/h	01:45.362	02:51.066	115,74 km/h
10	368	KATAJA Mikko	Toyota Starlet						
		Lauf 1:	00:02.192	00:01.433	01:02.831	150,47 km/h	01:47.229	02:53.685	114,00 km/h
		Lauf 2:	00:02.213	00:01.428	01:03.468	153,37 km/h	01:47.000	02:54.109	113,72 km/h
11	308	LANG Bernhard	Ford Escort RS2000 Spezial Frai						
		Lauf 1:	00:02.209	00:01.339	01:03.805	157,44 km/h	01:47.289	02:54.642	113,37 km/h
		Lauf 2:	00:02.373	00:01.361	01:03.538	158,27 km/h	01:48.161	02:55.433	112,86 km/h
12	325	KONSTANZER Alex	Opel Kadett C Coupé 8V						
		Lauf 1:	00:02.513	00:01.397	01:04.652	153,66 km/h	01:49.424	02:57.986	111,24 km/h
		Lauf 2:	00:02.399	00:01.389	01:03.133	157,80 km/h	01:48.158	02:55.079	113,09 km/h
13	331	RATH Fabien	Opel Kadett C GT/E						
		Lauf 1:	00:02.520	00:01.601	01:04.557	152,92 km/h	01:49.802	02:58.480	110,94 km/h
		Lauf 2:	00:02.440	00:01.716	01:03.850	155,25 km/h	01:49.284	02:57.290	111,68 km/h
14	328	GÜRTZGEN Friedhelm	BWM 2002tii						
		Lauf 1:	00:02.236	00:01.388	01:05.808	151,47 km/h	01:52.099	03:01.531	109,07 km/h
		Lauf 2:	00:02.243	00:01.363	01:04.594	153,66 km/h	01:49.751	02:57.951	111,27 km/h
15	340	LÖFFLER Lothar	Opel Kadett D						
		Lauf 1:	00:02.596	00:01.429	01:07.857	156,06 km/h	01:53.113	03:04.995	107,03 km/h
		Lauf 2:	00:02.490	00:01.396	01:06.337	156,49 km/h	01:49.896	03:00.119	109,93 km/h
16	329	BAYER Daniel	Opel Kadett C Coupé						
		Lauf 1:	00:02.143	00:01.496	01:07.035	141,11 km/h	01:53.425	03:04.099	107,55 km/h
		Lauf 2:	00:02.309	00:01.527	01:05.605	148,44 km/h	01:52.172	03:01.613	109,02 km/h
17	317	SCHWANECKE Gero	VW Golf I GTI						
		Lauf 1:	00:02.315	00:01.443	01:08.852	150,27 km/h	02:01.589	03:14.199	101,96 km/h
		Lauf 2:	00:02.351	00:01.429	01:09.023	149,25 km/h	01:58.469	03:11.272	103,52 km/h
18	339	AMANN Johanna	Renault Clio RS						
		Lauf 1:	00:02.557	00:01.486	01:05.351	150,47 km/h	02:39.393	03:48.787	86,54 km/h
		Lauf 2:	*	*	*	* km/h	*	*	* km/h