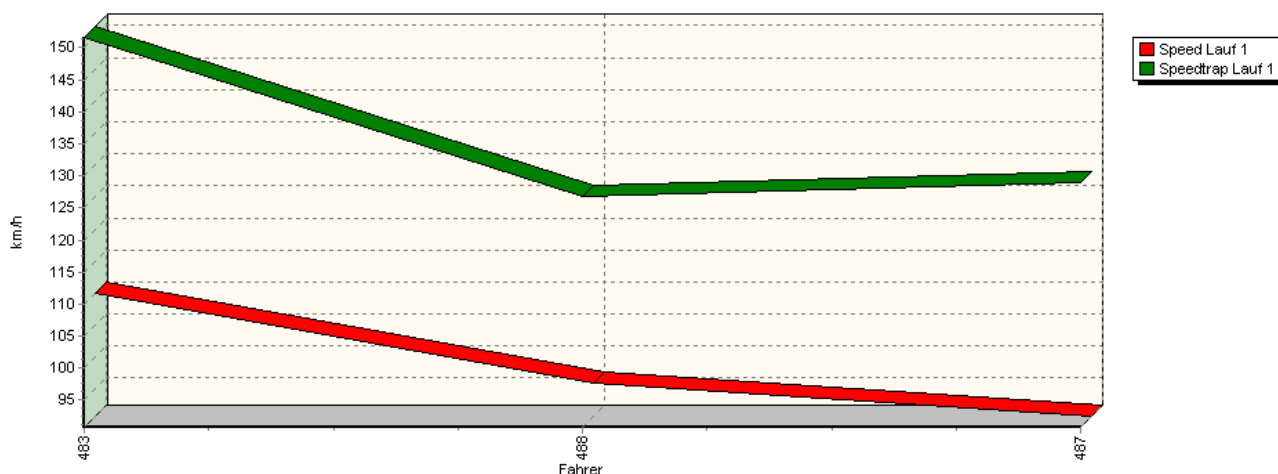
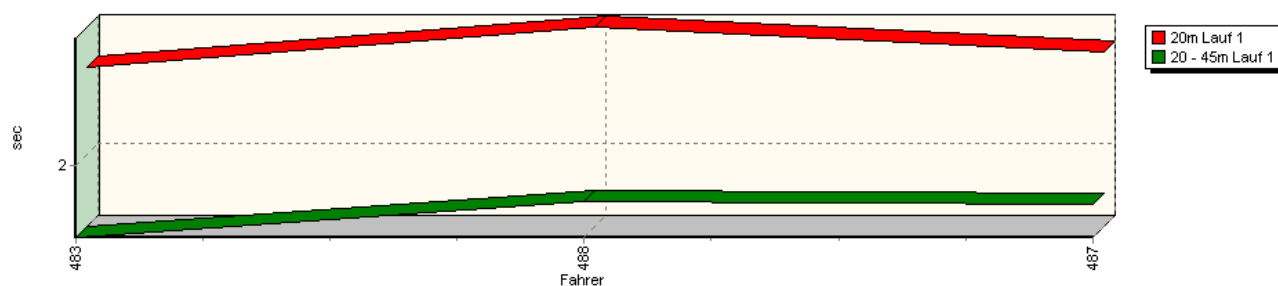


Sektorzeiten & Speeds - Rennen - Gruppe N/CTC/CGT

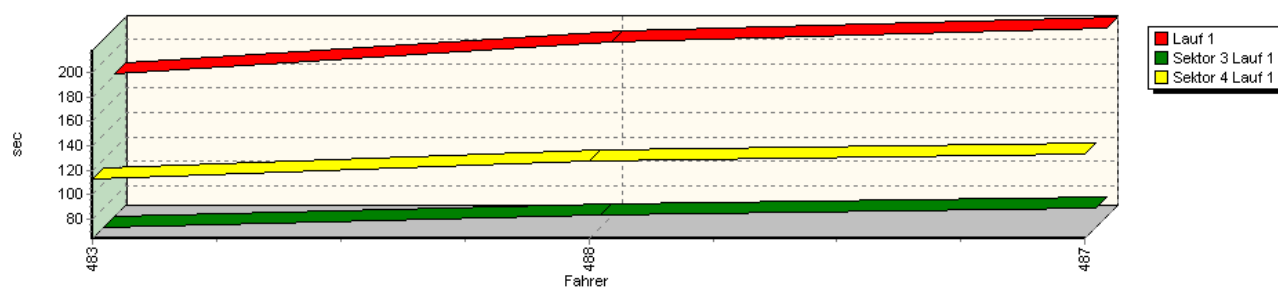
Speed-Diagramm Lauf 1



Sektor-Diagramm (Start) Lauf 1

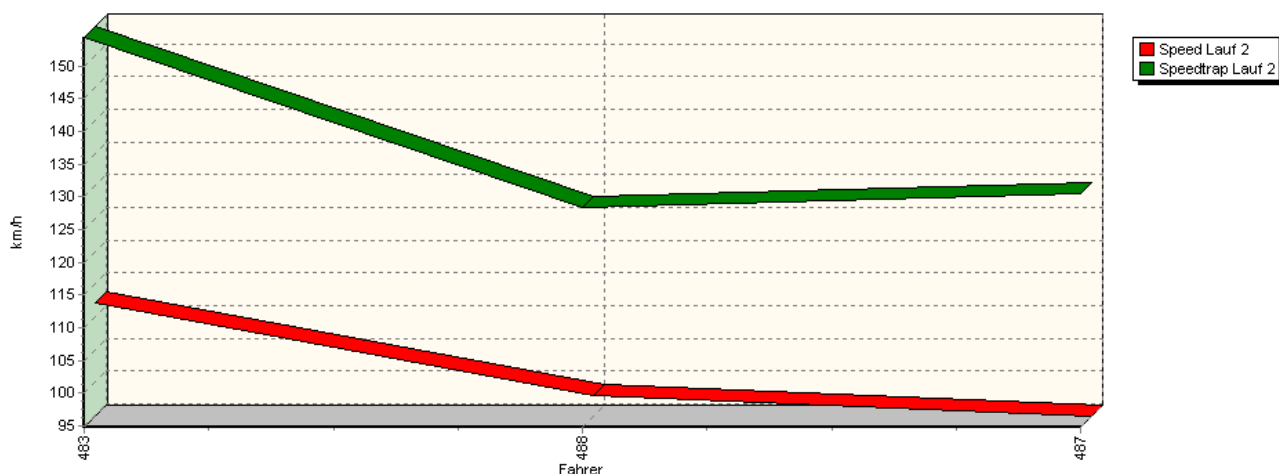


Sektor-Diagramm (Rest) Lauf 1

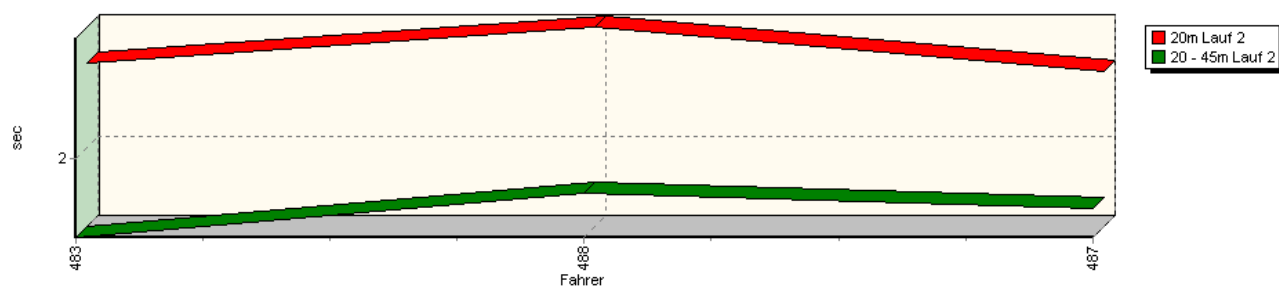


Sektorzeiten & Speeds - Rennen - Gruppe N/CTC/CGT

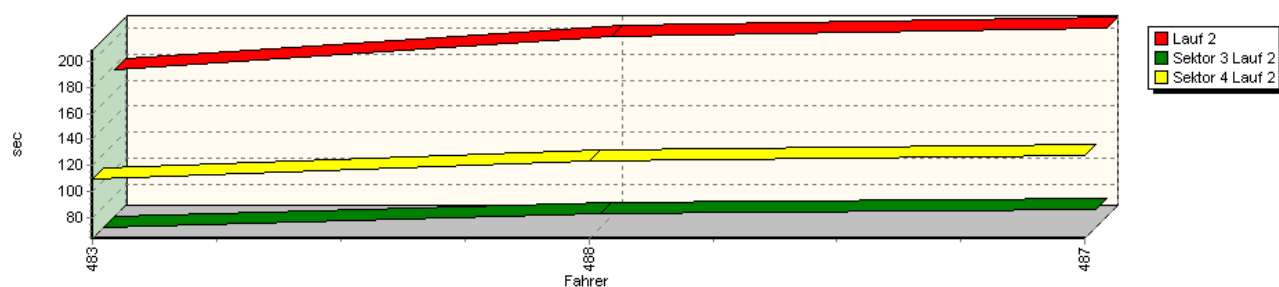
Speed-Diagramm Lauf 2



Sektor-Diagramm (Start) Lauf 2



Sektor-Diagramm (Rest) Lauf 2

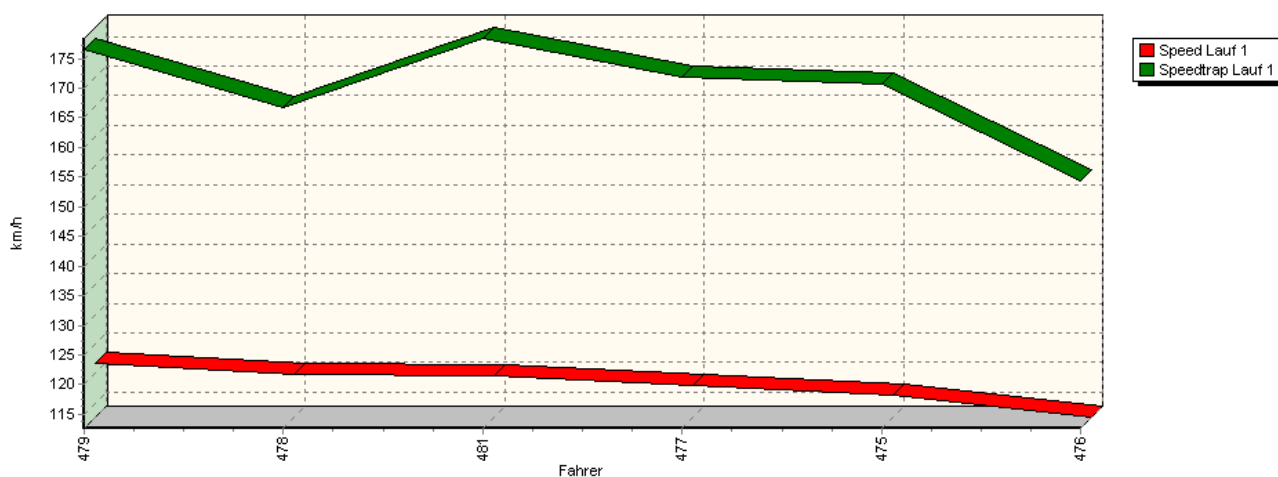


Rg.	Nr.	Sektor 1 (20m)	Sektor 2 (20-45m)	Sektor 3	Speed (P22)	Sektor 4	Laufzeit	Speed (Lauf)	
1	483	PFEIFER Manuel		Honda Civic Type R					
		Lauf 1:	00:02.517	00:01.577	01:03.932	151,61 km/h	01:52.154	03:00.180	109,89 km/h
		Lauf 2:	00:02.479	00:01.555	01:03.486	154,38 km/h	01:48.922	02:56.442	112,22 km/h
2	488	BÄCHLE Christian		Suzuki Swift Sport					
		Lauf 1:	00:02.758	00:01.788	01:14.156	126,72 km/h	02:07.553	03:26.255	96,00 km/h
		Lauf 2:	00:02.680	00:01.802	01:14.114	128,35 km/h	02:03.359	03:21.955	98,04 km/h

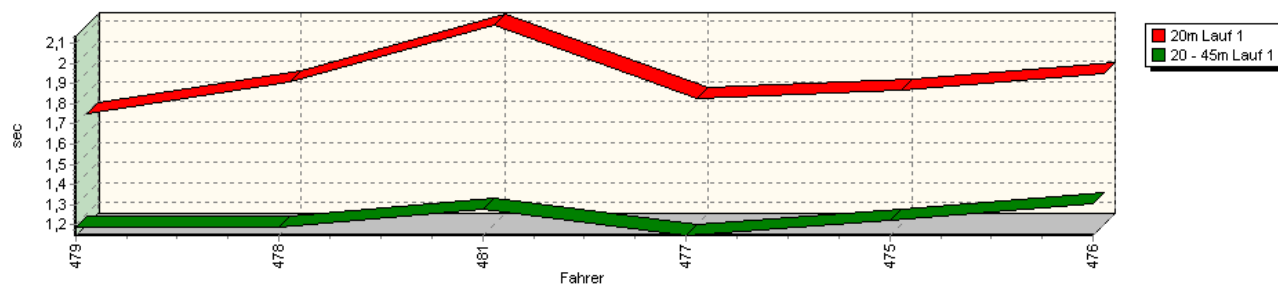
Sektorzeiten & Speeds - Rennen - Gruppe N/CTC/CGT

Rg.	Nr.		Sektor 1 (20m)	Sektor 2 (20-45m)	Sektor 3	Speed (P22)	Sektor 4	Laufzeit	Speed (Lauf)
3	487	D'ACRI Stefano		Peugeot 106					
		Lauf 1:	00:02.607	00:01.776	01:20.257	128,98 km/h	02:13.475	03:38.115	90,78 km/h
		Lauf 2:	00:02.430	00:01.716	01:17.354	130,42 km/h	02:07.379	03:28.879	94,79 km/h

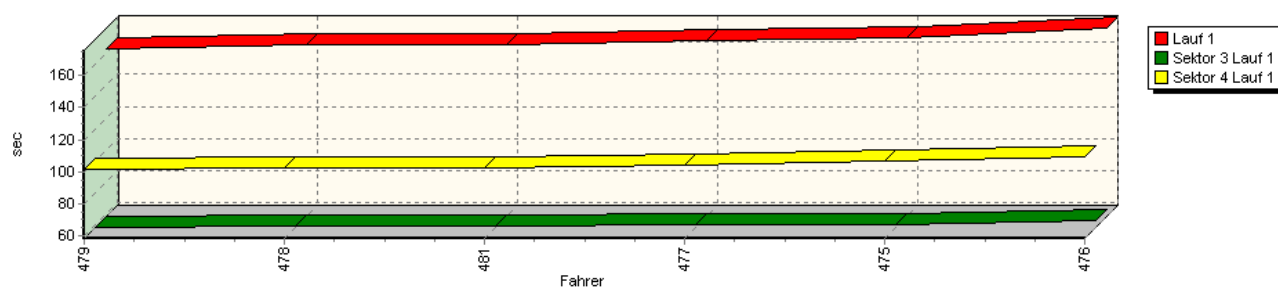
Speed-Diagramm Lauf 1



Sektor-Diagramm (Start) Lauf 1

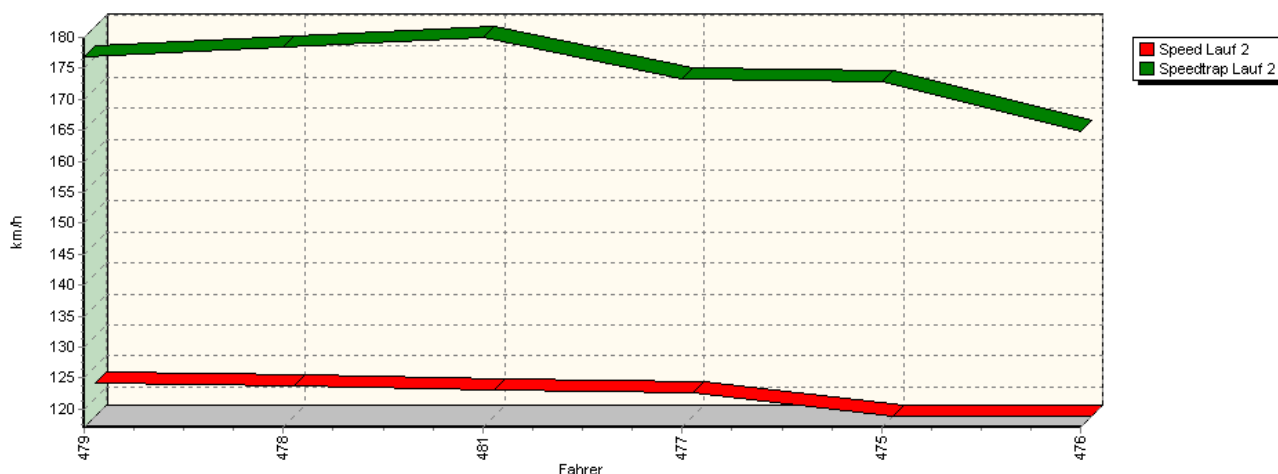


Sektor-Diagramm (Rest) Lauf 1

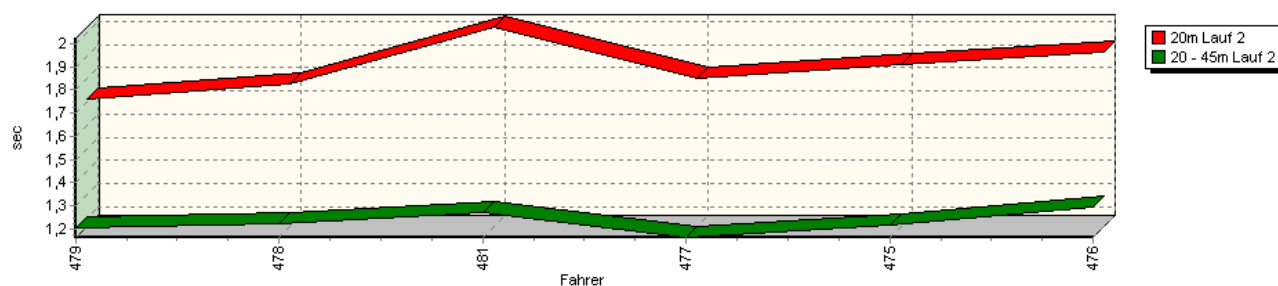


Sektorzeiten & Speeds - Rennen - Gruppe N/CTC/CGT

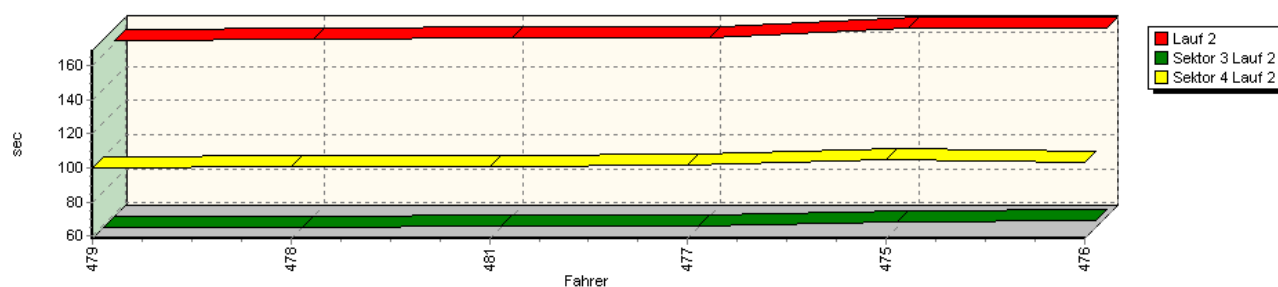
Speed-Diagramm Lauf 2



Sektor-Diagramm (Start) Lauf 2



Sektor-Diagramm (Rest) Lauf 2



Rg.	Nr.	Sektor 1 (20m)	Sektor 2 (20-45m)	Sektor 3	Speed (P22)	Sektor 4	Laufzeit	Speed (Lauf)	
1	479	MUHVIC Tomislav		Mitsubishi Lancer EVO 9					
		Lauf 1:	00:01.697	00:01.191	00:58.456	176,42 km/h	01:41.260	02:42.604	121,77 km/h
		Lauf 2:	00:01.713	00:01.204	00:58.887	176,79 km/h	01:40.084	02:41.888	122,31 km/h
2	478	LOS Jiri		Mitsubishi Lancer EVO IX					
		Lauf 1:	00:01.855	00:01.192	00:59.492	166,69 km/h	01:42.586	02:45.125	119,91 km/h
		Lauf 2:	00:01.778	00:01.221	00:58.510	178,54 km/h	01:40.952	02:42.461	121,88 km/h

Sektorzeiten & Speeds - Rennen - Gruppe N/CTC/CGT

Rg.	Nr.		Sektor 1 (20m)	Sektor 2 (20-45m)	Sektor 3	Speed (P22)	Sektor 4	Laufzeit	Speed (Lauf)
3	481	BENES Oskar		Mitsubishi EVO X					
		Lauf 1:	00:02.135	00:01.281	00:59.681	178,40 km/h	01:42.544	02:45.641	119,54 km/h
		Lauf 2:	00:02.024	00:01.271	00:59.052	180,00 km/h	01:40.911	02:43.258	121,28 km/h
4	477	JERMAN Martin		Mitsubishi Lancer EVO IX					
		Lauf 1:	00:01.774	00:01.148	01:00.591	171,86 km/h	01:44.361	02:47.874	117,95 km/h
		Lauf 2:	00:01.804	00:01.162	00:59.371	173,35 km/h	01:41.520	02:43.857	120,84 km/h
5	475	SAJEROVÁ Gabriela		Mitsubishi Lancer EVO X					
		Lauf 1:	00:01.811	00:01.222	01:00.400	170,61 km/h	01:46.654	02:50.087	116,41 km/h
		Lauf 2:	00:01.861	00:01.218	01:01.486	172,83 km/h	01:44.552	02:49.117	117,08 km/h
6	476	SAJLER Filip		Mitsubishi Lancer EVO X					
		Lauf 1:	00:01.898	00:01.305	01:02.998	154,45 km/h	01:49.569	02:55.770	112,65 km/h
		Lauf 2:	00:01.914	00:01.296	01:02.439	164,77 km/h	01:43.514	02:49.163	117,05 km/h