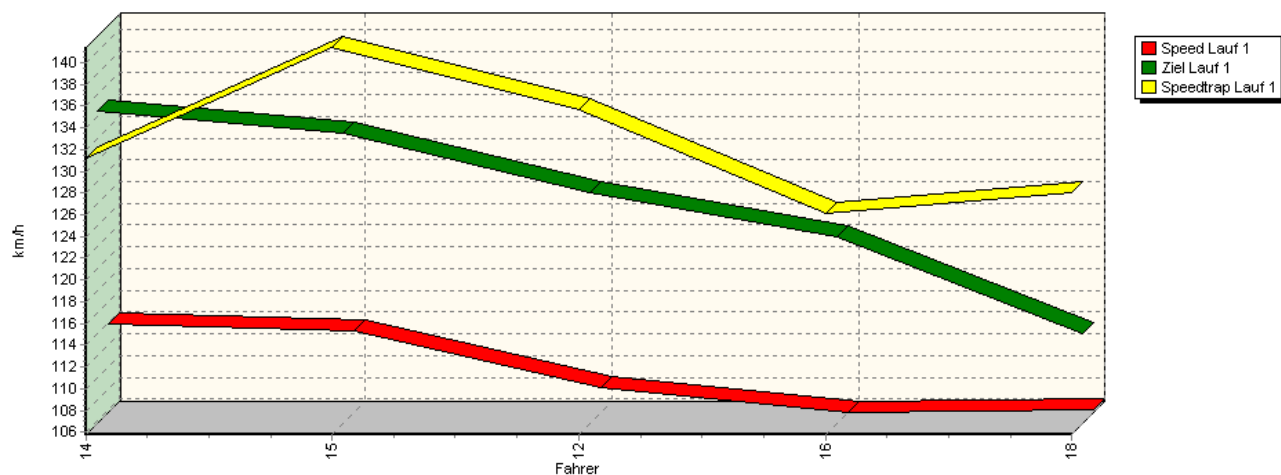
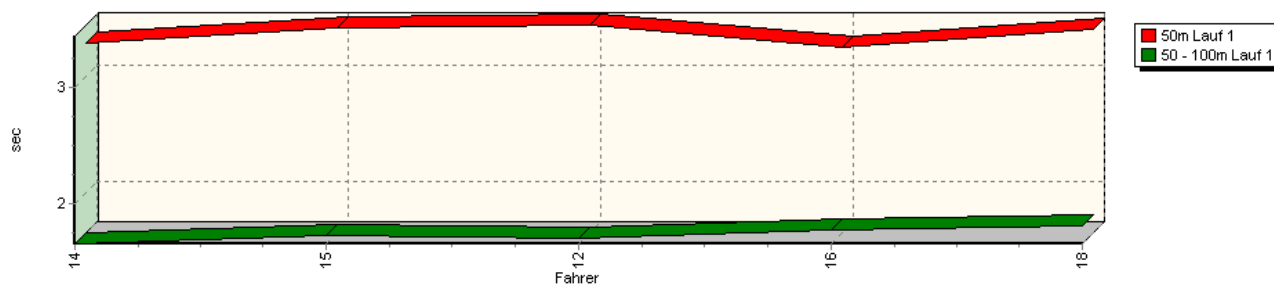


Sektorzeiten & Speeds - Rennen - Gruppe D/E2-SS

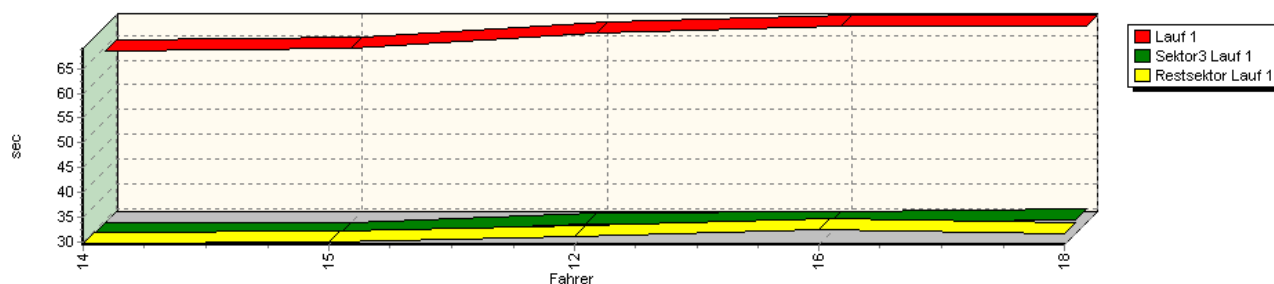
Speed-Diagramm Lauf 1



Sektor-Diagramm (Start) Lauf 1

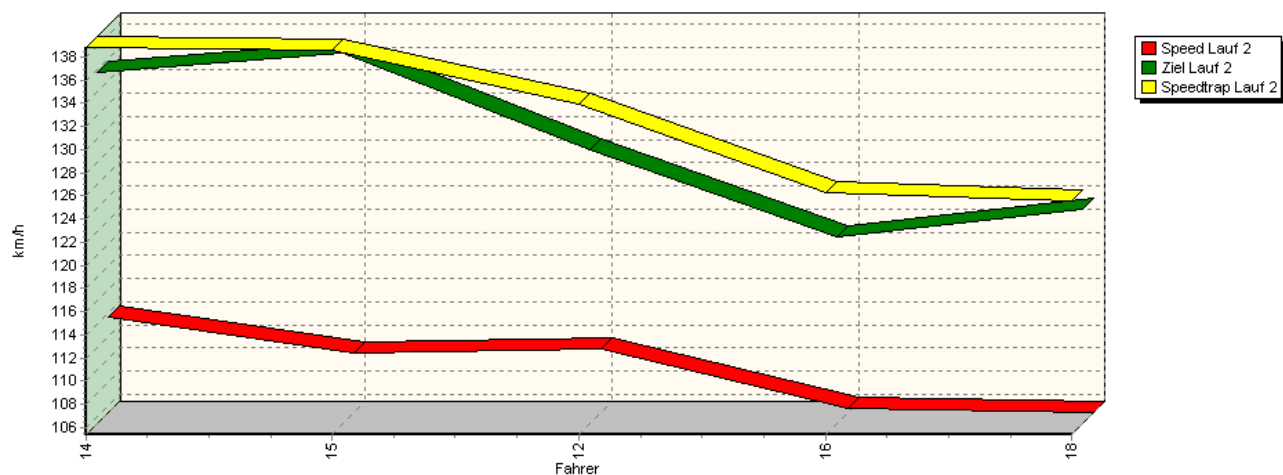


Sektor-Diagramm (Rest) Lauf 1

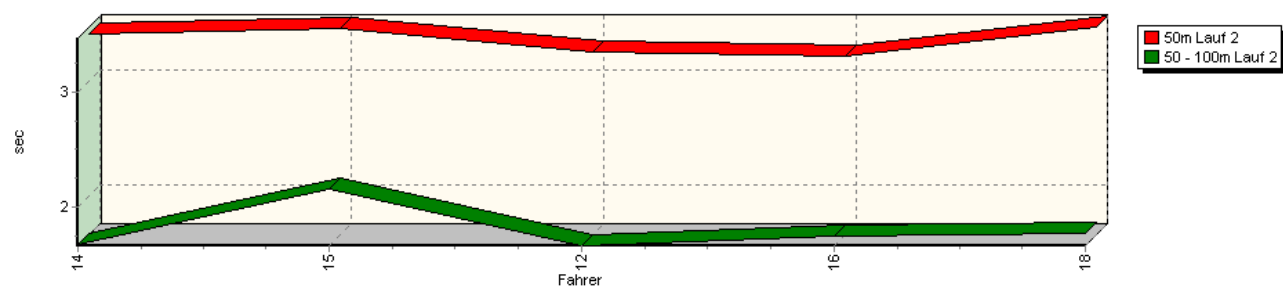


Sektorzeiten & Speeds - Rennen - Gruppe D/E2-SS

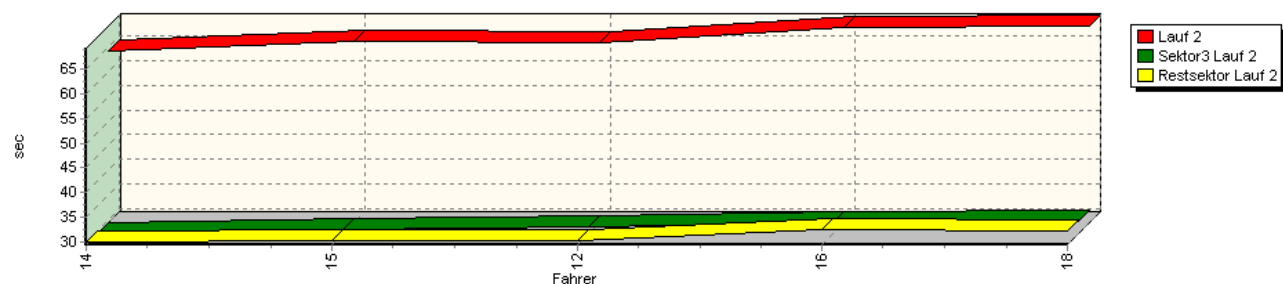
Speed-Diagramm Lauf 2



Sektor-Diagramm (Start) Lauf 2

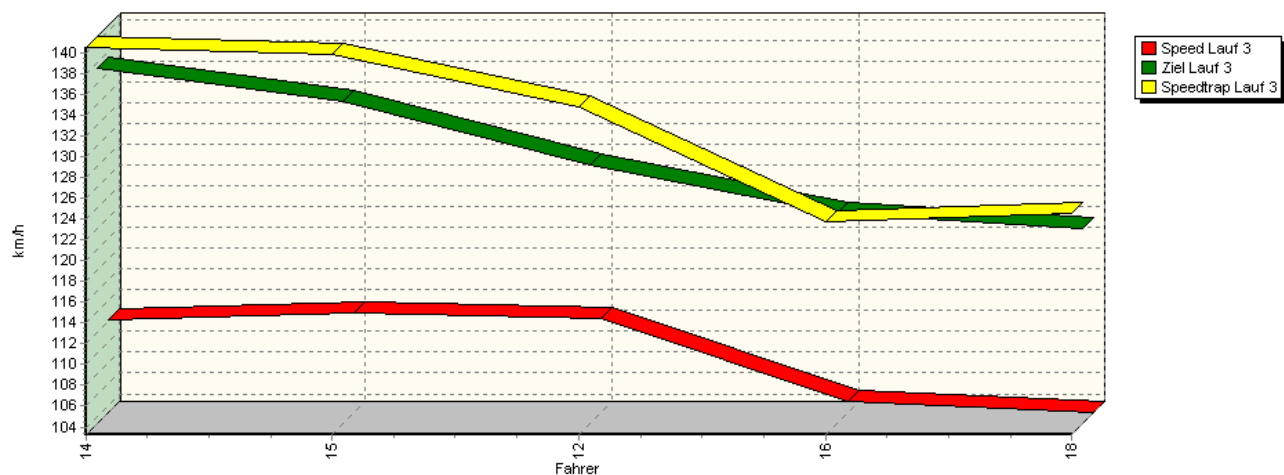


Sektor-Diagramm (Rest) Lauf 2

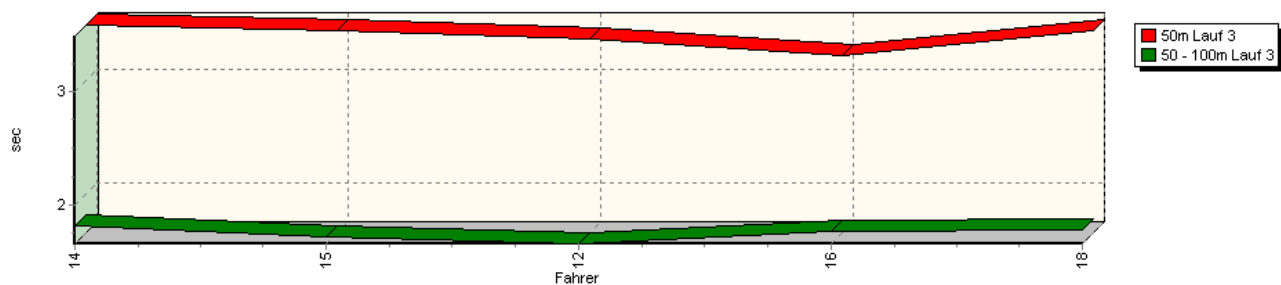


Sektorzeiten & Speeds - Rennen - Gruppe D/E2-SS

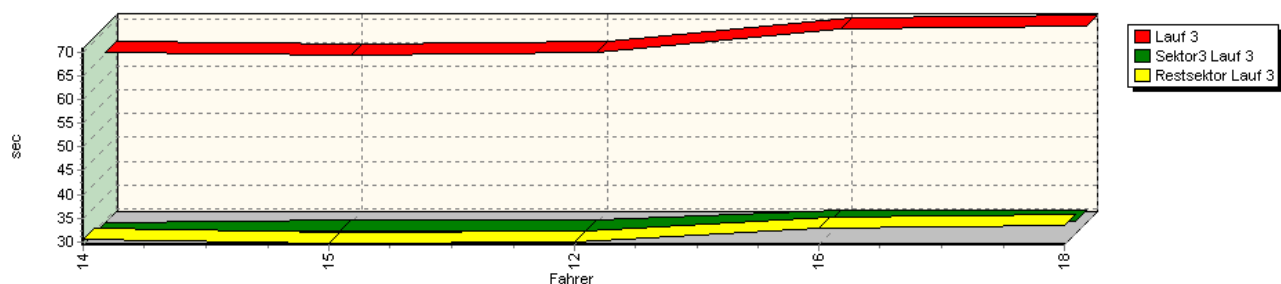
Speed-Diagramm Lauf 3



Sektor-Diagramm (Start) Lauf 3

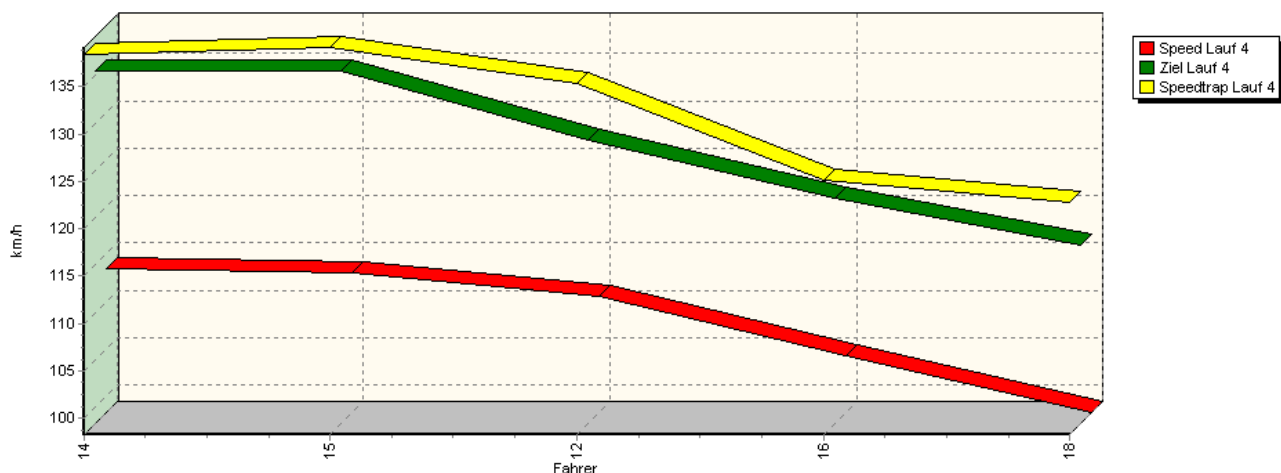


Sektor-Diagramm (Rest) Lauf 3

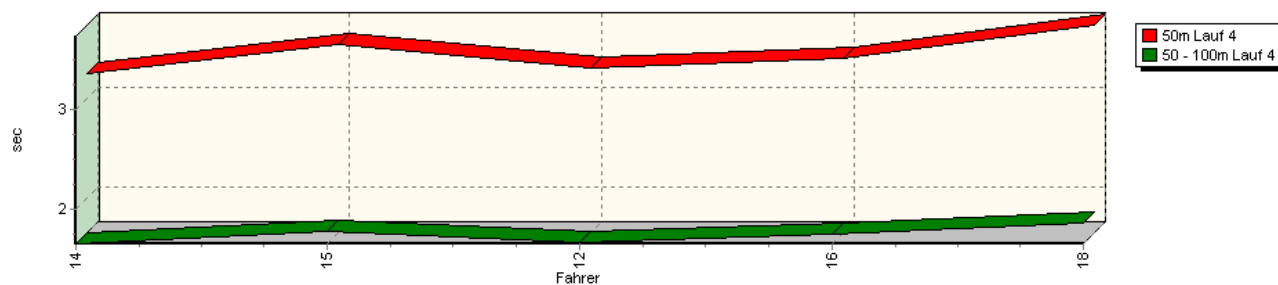


Sektorzeiten & Speeds - Rennen - Gruppe D/E2-SS

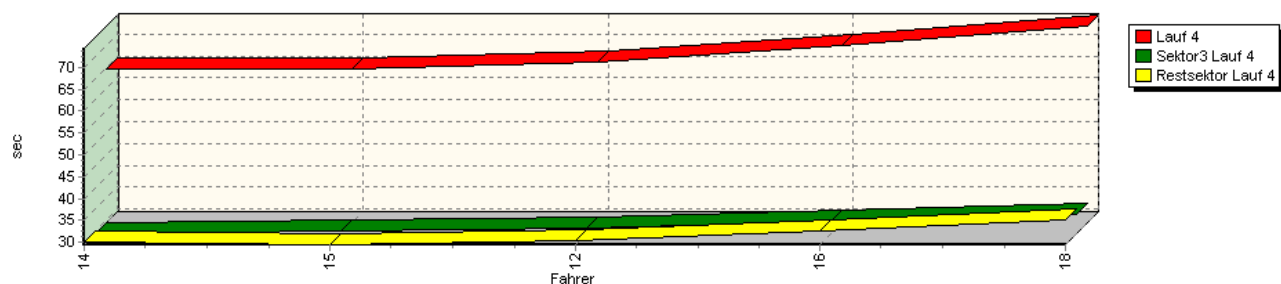
Speed-Diagramm Lauf 4



Sektor-Diagramm (Start) Lauf 4



Sektor-Diagramm (Rest) Lauf 4

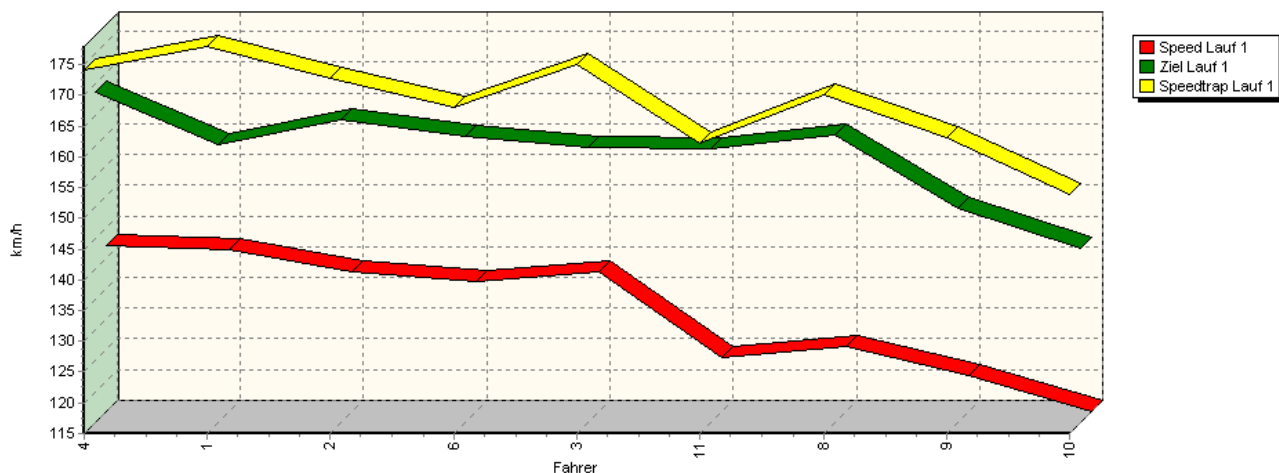


Rg.	Nr.	Sektor 1 (50m)	Sektor 2 (50-100m)	Sektor 3	Speed Trap	Sektor 4	Speed (Ziel)	Laufzeit	Speed (Lauf)	
1	14	SOURIS Frederic		Dallara 396						
		Lauf 1:	00:03.287	00:01.651	00:29.410	131,15 km/h	00:29.818	134,53 km/h	01:04.166	113,89 km/h
		Lauf 2:	00:03.407	00:01.679	00:29.364	138,82 km/h	00:29.835	135,74 km/h	01:04.285	113,68 km/h
		Lauf 3:	00:03.480	00:01.813	00:29.379	140,47 km/h	00:30.507	137,36 km/h	01:05.179	112,12 km/h
		Lauf 4:	00:03.248	00:01.659	00:29.427	138,44 km/h	00:30.095	135,45 km/h	01:04.429	113,43 km/h

Sektorzeiten & Speeds - Rennen - Gruppe D/E2-SS

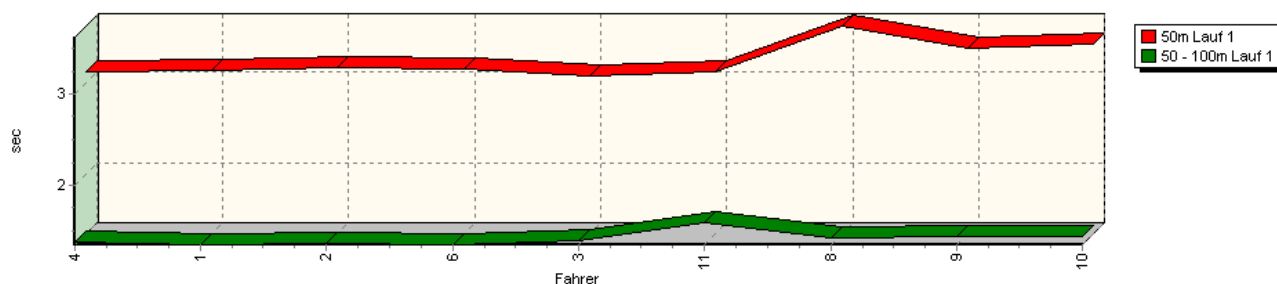
Rg.	Nr.		Sektor 1 (50m)	Sektor 2 (50-100m)	Sektor 3	Speed Trap	Sektor 4	Speed (Ziel)	Laufzeit	Speed (Lauf)
2	15	MEIERS Robert	Dallara Formel 3							
		Lauf 1:	00:03.424	00:01.724	00:29.447	141,38 km/h	00:29.940	132,50 km/h	01:04.535	113,24 km/h
		Lauf 2:	00:03.455	00:02.159	00:30.342	138,63 km/h	00:30.149	137,39 km/h	01:06.105	110,55 km/h
		Lauf 3:	00:03.430	00:01.720	00:29.847	139,78 km/h	00:29.731	134,16 km/h	01:04.728	112,90 km/h
		Lauf 4:	00:03.533	00:01.782	00:29.917	139,14 km/h	00:29.465	135,43 km/h	01:04.697	112,96 km/h
3	12	BRAQUET Roland	Tatuus F2000							
		Lauf 1:	00:03.442	00:01.693	00:31.368	135,68 km/h	00:31.126	126,99 km/h	01:07.629	108,06 km/h
		Lauf 2:	00:03.255	00:01.667	00:30.721	133,92 km/h	00:30.260	129,02 km/h	01:05.903	110,89 km/h
		Lauf 3:	00:03.356	00:01.658	00:30.068	134,81 km/h	00:29.998	128,11 km/h	01:05.080	112,29 km/h
		Lauf 4:	00:03.296	00:01.674	00:30.845	135,35 km/h	00:30.322	128,16 km/h	01:06.137	110,50 km/h
4	16	ARING Harald	Formel Renault Reynard							
		Lauf 1:	00:03.245	00:01.772	00:31.684	126,10 km/h	00:32.383	122,98 km/h	01:09.084	105,79 km/h
		Lauf 2:	00:03.215	00:01.751	00:31.634	126,31 km/h	00:32.488	121,50 km/h	01:09.088	105,78 km/h
		Lauf 3:	00:03.216	00:01.767	00:32.077	123,72 km/h	00:32.994	123,52 km/h	01:10.054	104,32 km/h
		Lauf 4:	00:03.398	00:01.760	00:32.341	125,10 km/h	00:32.580	122,10 km/h	01:10.079	104,28 km/h
5	18	HERZ Sascha	Formel BMW Mygzele							
		Lauf 1:	00:03.410	00:01.810	00:32.143	128,02 km/h	00:31.582	114,03 km/h	01:08.945	106,00 km/h
		Lauf 2:	00:03.468	00:01.774	00:31.849	125,60 km/h	00:32.250	123,95 km/h	01:09.341	105,39 km/h
		Lauf 3:	00:03.434	00:01.779	00:32.110	124,48 km/h	00:33.440	121,94 km/h	01:10.763	103,27 km/h
		Lauf 4:	00:03.724	00:01.869	00:33.790	122,84 km/h	00:34.973	117,06 km/h	01:14.356	98,28 km/h

Speed-Diagramm Lauf 1

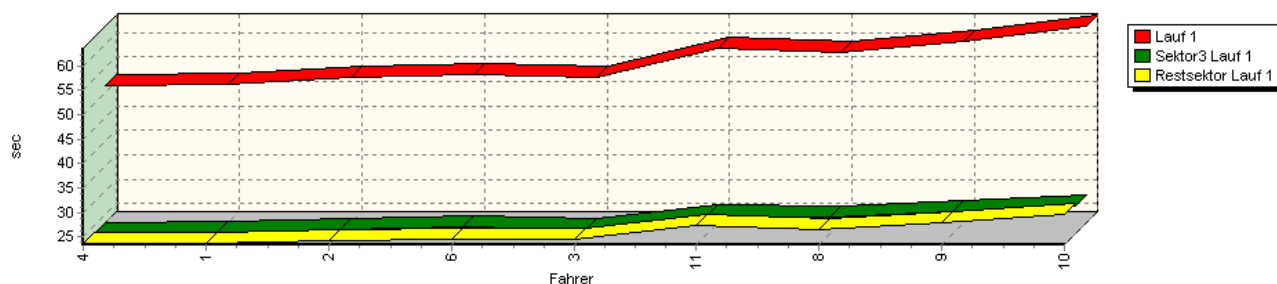


Sektorzeiten & Speeds - Rennen - Gruppe D/E2-SS

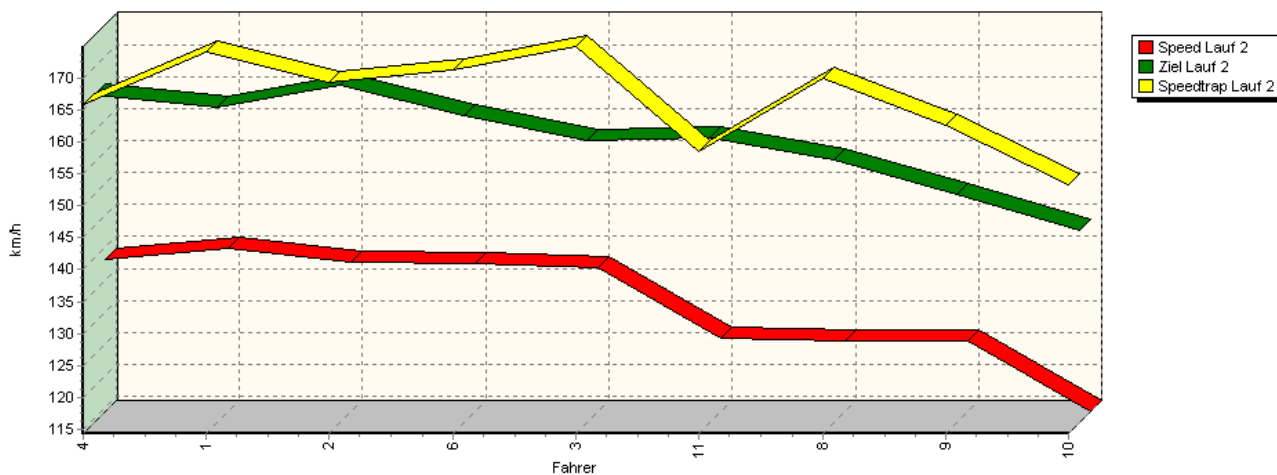
Sektor-Diagramm (Start) Lauf 1



Sektor-Diagramm (Rest) Lauf 1

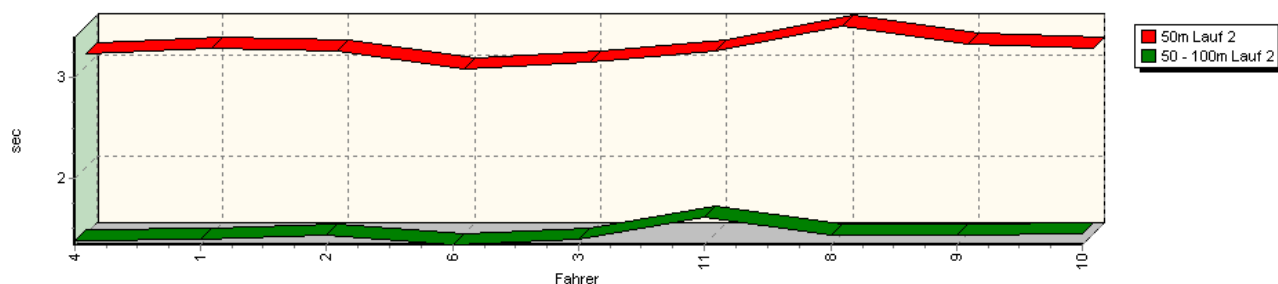


Speed-Diagramm Lauf 2

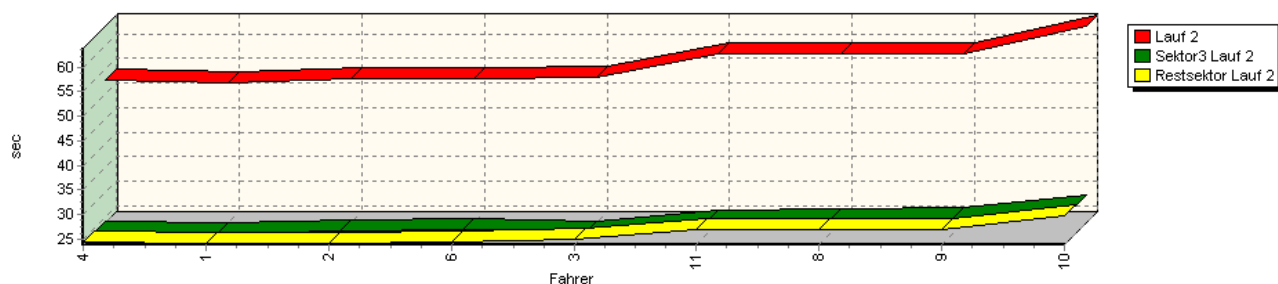


Sektorzeiten & Speeds - Rennen - Gruppe D/E2-SS

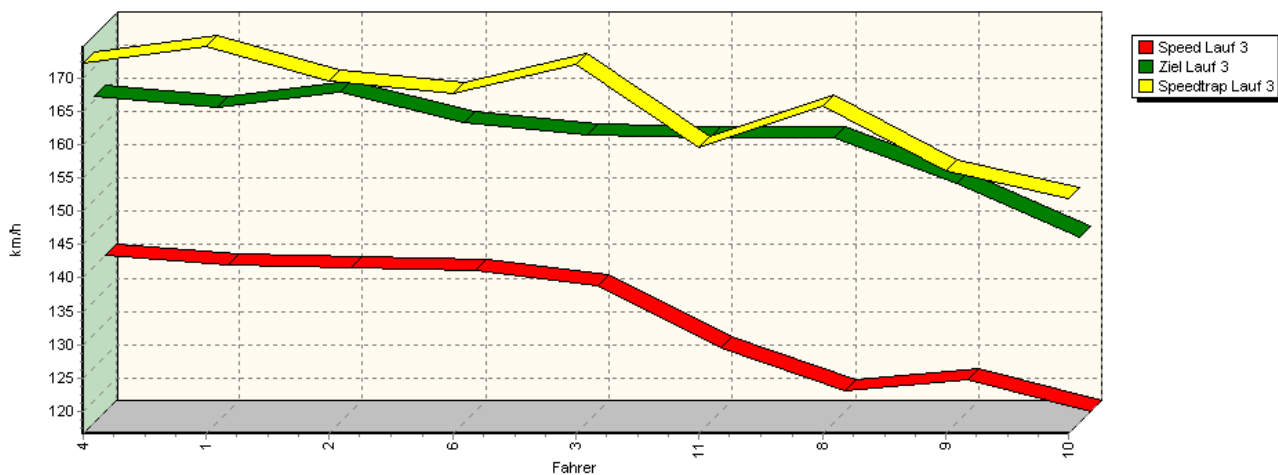
Sektor-Diagramm (Start) Lauf 2



Sektor-Diagramm (Rest) Lauf 2

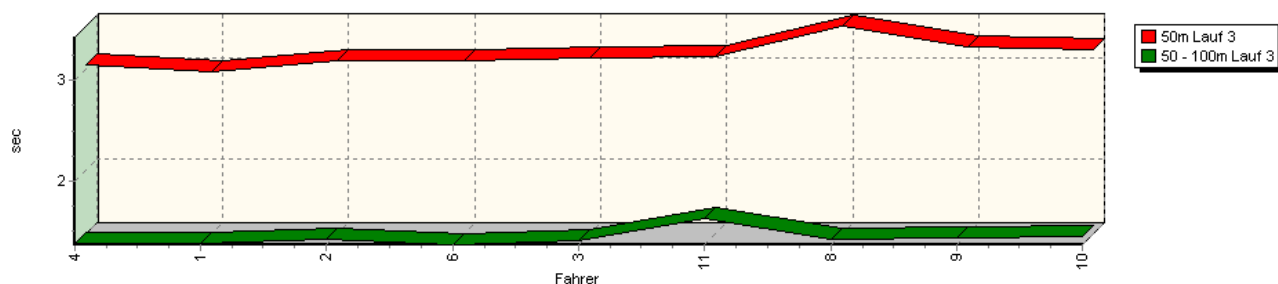


Speed-Diagramm Lauf 3

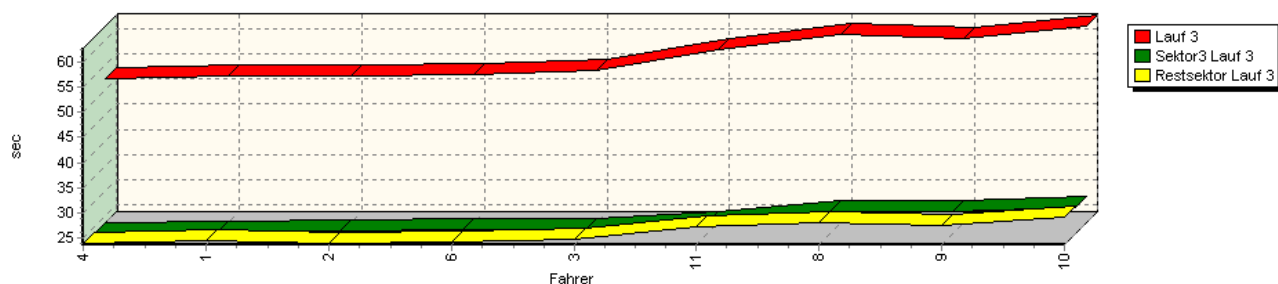


Sektorzeiten & Speeds - Rennen - Gruppe D/E2-SS

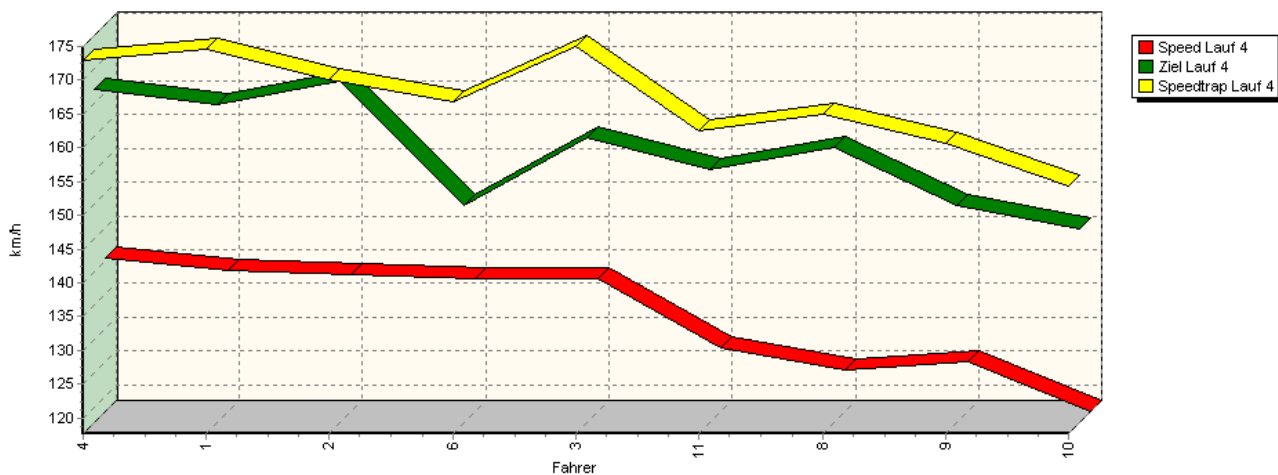
Sektor-Diagramm (Start) Lauf 3



Sektor-Diagramm (Rest) Lauf 3

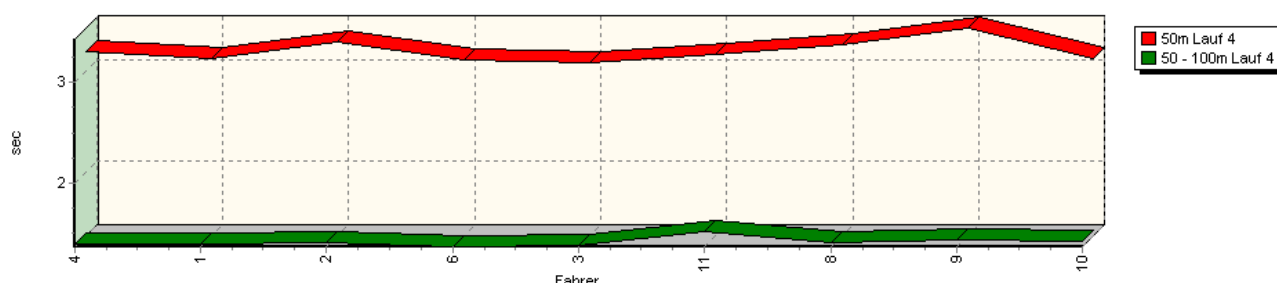


Speed-Diagramm Lauf 4

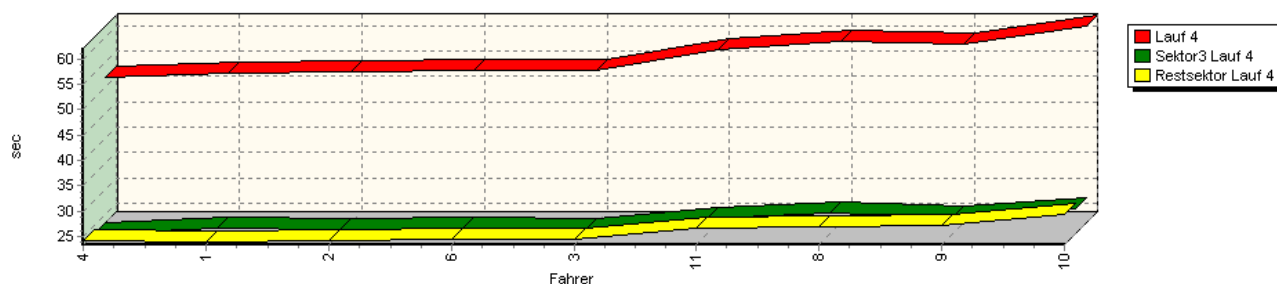


Sektorzeiten & Speeds - Rennen - Gruppe D/E2-SS

Sektor-Diagramm (Start) Lauf 4



Sektor-Diagramm (Rest) Lauf 4



Rg.	Nr.		Sektor 1 (50m)	Sektor 2 (50-100m)	Sektor 3	Speed Trap	Sektor 4	Speed (Ziel)	Laufzeit	Speed (Lauf)
1	4	DUCOMMUN Julien		Osella FA 30						
		Lauf 1:	00:03.122	00:01.392	00:23.368	174,17 km/h	00:23.552	168,68 km/h	00:51.434	142,08 km/h
		Lauf 2:	00:03.131	00:01.378	00:24.081	165,73 km/h	00:24.298	165,70 km/h	00:52.888	138,18 km/h
		Lauf 3:	00:03.043	00:01.368	00:23.701	172,29 km/h	00:24.041	165,66 km/h	00:52.153	140,13 km/h
		Lauf 4:	00:03.194	00:01.399	00:23.360	172,89 km/h	00:24.111	167,12 km/h	00:52.064	140,36 km/h
2	1	STEINER Marcel		Osella FA 30						
		Lauf 1:	00:03.130	00:01.363	00:23.534	177,97 km/h	00:23.687	160,16 km/h	00:51.714	141,31 km/h
		Lauf 2:	00:03.181	00:01.384	00:23.759	174,06 km/h	00:23.953	163,59 km/h	00:52.277	139,79 km/h
		Lauf 3:	00:02.980	00:01.374	00:23.895	174,80 km/h	00:24.489	163,89 km/h	00:52.738	138,57 km/h
		Lauf 4:	00:03.126	00:01.398	00:24.317	174,56 km/h	00:23.907	164,75 km/h	00:52.748	138,55 km/h
3	2	VOLLUZ Joel		Osella FA 30						
		Lauf 1:	00:03.165	00:01.380	00:24.313	172,82 km/h	00:24.201	164,19 km/h	00:53.059	137,73 km/h
		Lauf 2:	00:03.154	00:01.437	00:24.391	169,17 km/h	00:24.079	167,01 km/h	00:53.061	137,73 km/h
		Lauf 3:	00:03.092	00:01.420	00:24.353	169,66 km/h	00:23.999	166,36 km/h	00:52.864	138,24 km/h
		Lauf 4:	00:03.294	00:01.415	00:24.216	169,99 km/h	00:24.061	168,32 km/h	00:52.986	137,92 km/h
4	6	BERGUERAND Eric		Lola FA99 Formel 3000						
		Lauf 1:	00:03.151	00:01.358	00:24.766	168,16 km/h	00:24.446	161,56 km/h	00:53.721	136,04 km/h
		Lauf 2:	00:02.972	00:01.335	00:24.475	171,25 km/h	00:24.333	162,28 km/h	00:53.115	137,59 km/h
		Lauf 3:	00:03.088	00:01.361	00:24.402	167,73 km/h	00:24.190	161,65 km/h	00:53.041	137,78 km/h
		Lauf 4:	00:03.112	00:01.374	00:24.329	166,88 km/h	00:24.426	149,81 km/h	00:53.241	137,26 km/h

Sektorzeiten & Speeds - Rennen - Gruppe D/E2-SS

Rg.	Nr.		Sektor 1 (50m)	Sektor 2 (50-100m)	Sektor 3	Speed Trap	Sektor 4	Speed (Ziel)	Laufzeit	Speed (Lauf)
5	3	HAUSER David		Dallara GP2						
		Lauf 1:	00:03.071	00:01.397	00:24.210	175,01 km/h	00:24.418	159,74 km/h	00:53.096	137,64 km/h
		Lauf 2:	00:03.049	00:01.386	00:24.148	174,89 km/h	00:24.846	158,55 km/h	00:53.429	136,78 km/h
		Lauf 3:	00:03.112	00:01.400	00:24.556	172,09 km/h	00:24.830	159,78 km/h	00:53.898	135,59 km/h
		Lauf 4:	00:03.082	00:01.393	00:24.270	175,00 km/h	00:24.500	159,93 km/h	00:53.245	137,25 km/h
6	11	HUGENTOBLER Simon		Reynard 92D Formel 3000						
		Lauf 1:	00:03.126	00:01.603	00:26.960	162,32 km/h	00:27.334	159,49 km/h	00:59.023	123,82 km/h
		Lauf 2:	00:03.150	00:01.616	00:26.371	158,45 km/h	00:26.975	158,81 km/h	00:58.112	125,76 km/h
		Lauf 3:	00:03.127	00:01.629	00:25.840	159,55 km/h	00:27.314	159,40 km/h	00:57.910	126,20 km/h
		Lauf 4:	00:03.176	00:01.523	00:26.313	162,48 km/h	00:26.523	155,21 km/h	00:57.535	127,02 km/h
7	8	ROLLINGER Tommy		Lola B02/50 Zytec Formel 3000						
		Lauf 1:	00:03.618	00:01.436	00:26.668	170,09 km/h	00:26.508	161,68 km/h	00:58.230	125,50 km/h
		Lauf 2:	00:03.405	00:01.429	00:26.554	169,91 km/h	00:26.913	155,43 km/h	00:58.301	125,35 km/h
		Lauf 3:	00:03.433	00:01.416	00:28.080	165,88 km/h	00:28.161	159,50 km/h	01:01.090	119,63 km/h
		Lauf 4:	00:03.269	00:01.417	00:27.354	164,96 km/h	00:26.975	158,37 km/h	00:59.015	123,83 km/h
8	9	SZASZ Laszlo		Reynard Zytec Formel 3000						
		Lauf 1:	00:03.375	00:01.451	00:27.806	163,15 km/h	00:27.818	149,83 km/h	01:00.450	120,89 km/h
		Lauf 2:	00:03.220	00:01.434	00:26.827	162,59 km/h	00:26.789	150,13 km/h	00:58.270	125,42 km/h
		Lauf 3:	00:03.228	00:01.426	00:28.135	156,14 km/h	00:27.436	152,46 km/h	01:00.225	121,35 km/h
		Lauf 4:	00:03.430	00:01.443	00:26.497	160,62 km/h	00:27.084	149,83 km/h	00:58.454	125,02 km/h
9	10	LOMBARDO Antoine		Lola B99/50 Formel 3000						
		Lauf 1:	00:03.419	00:01.449	00:29.013	153,94 km/h	00:29.682	143,30 km/h	01:03.563	114,97 km/h
		Lauf 2:	00:03.182	00:01.442	00:29.464	153,23 km/h	00:29.816	144,49 km/h	01:03.904	114,36 km/h
		Lauf 3:	00:03.198	00:01.448	00:28.961	152,04 km/h	00:29.065	144,45 km/h	01:02.672	116,61 km/h
		Lauf 4:	00:03.128	00:01.430	00:28.134	154,28 km/h	00:29.395	146,43 km/h	01:02.087	117,71 km/h