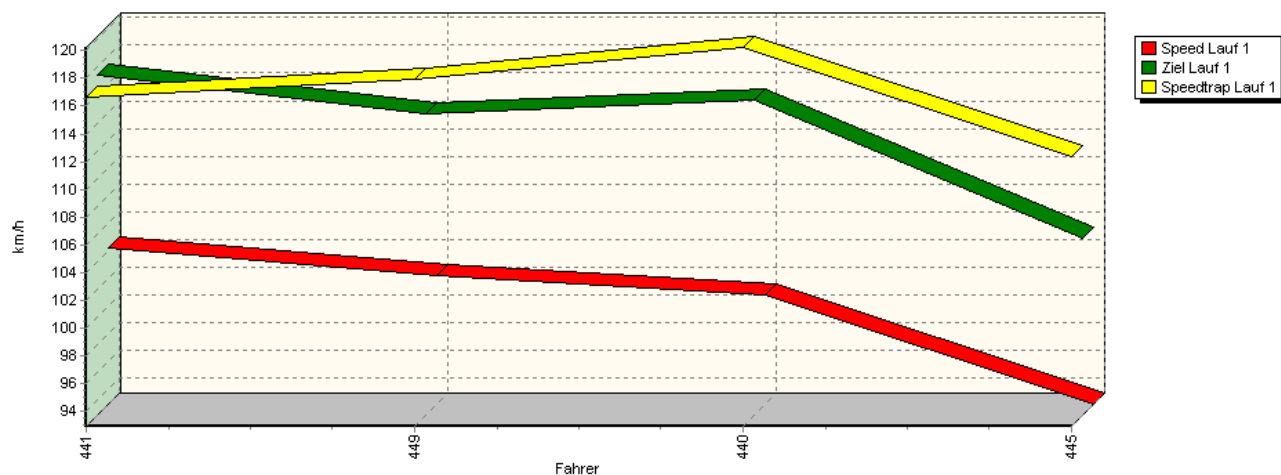
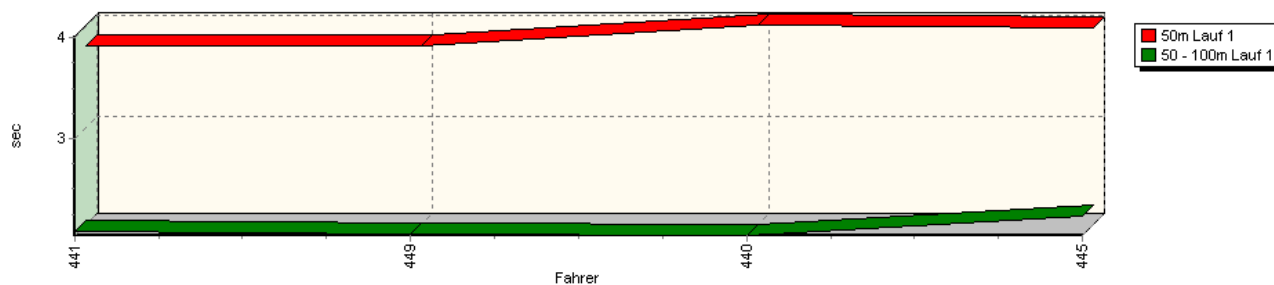


Sektorzeiten & Speeds - Rennen - Gruppe H 1150 und 1300 ccm

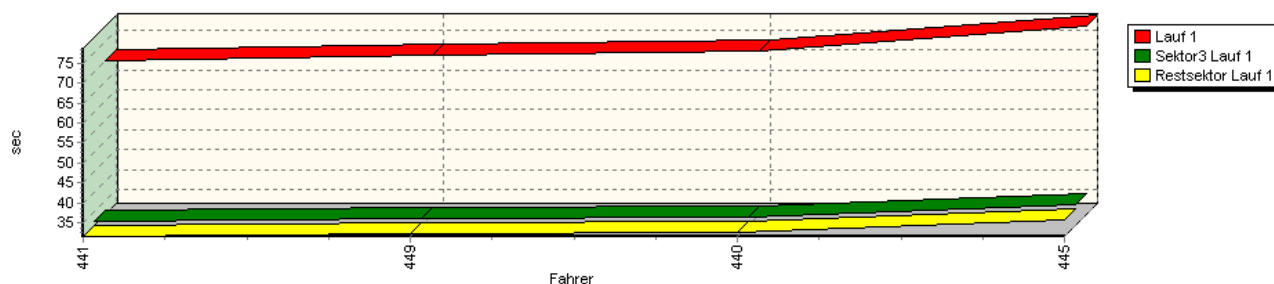
Speed-Diagramm Lauf 1



Sektor-Diagramm (Start) Lauf 1



Sektor-Diagramm (Rest) Lauf 1

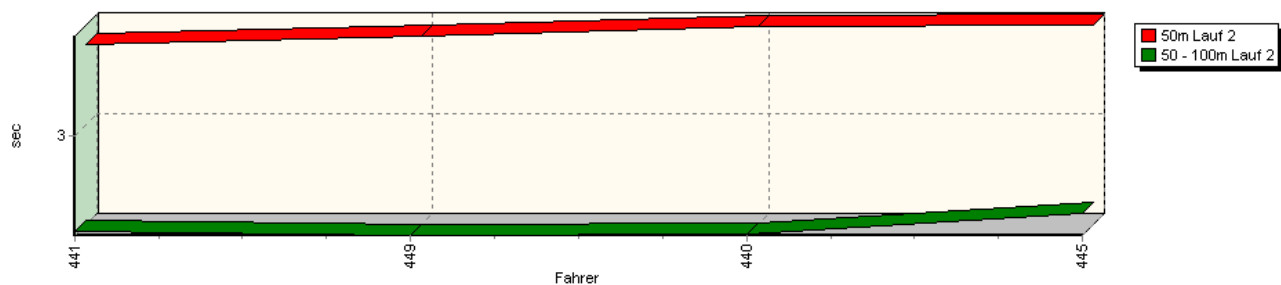


Sektorzeiten & Speeds - Rennen - Gruppe H 1150 und 1300 ccm

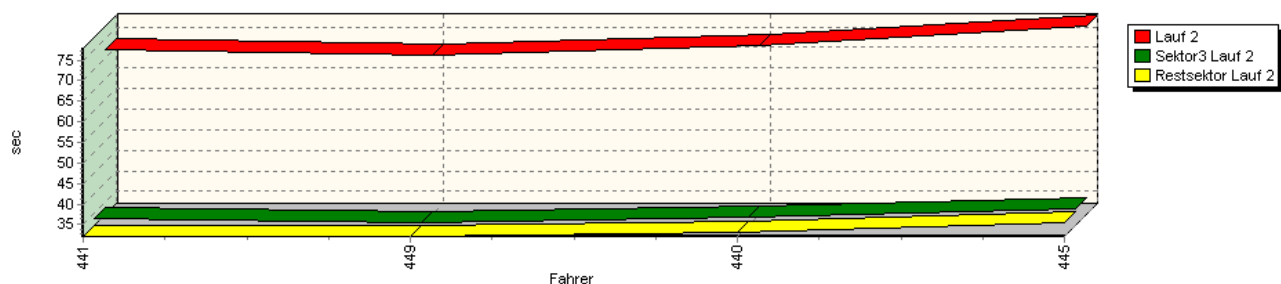
Speed-Diagramm Lauf 2



Sektor-Diagramm (Start) Lauf 2

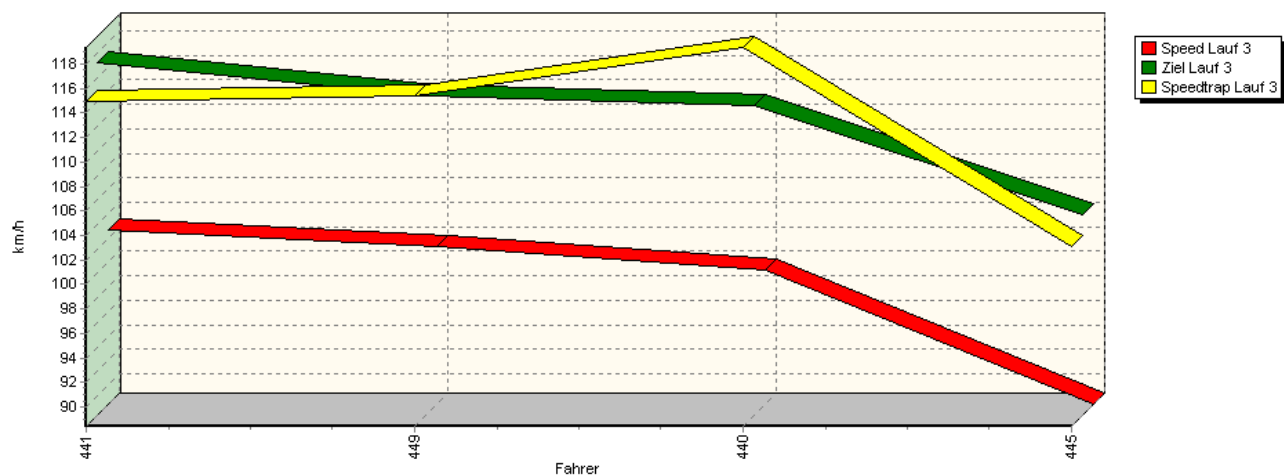


Sektor-Diagramm (Rest) Lauf 2

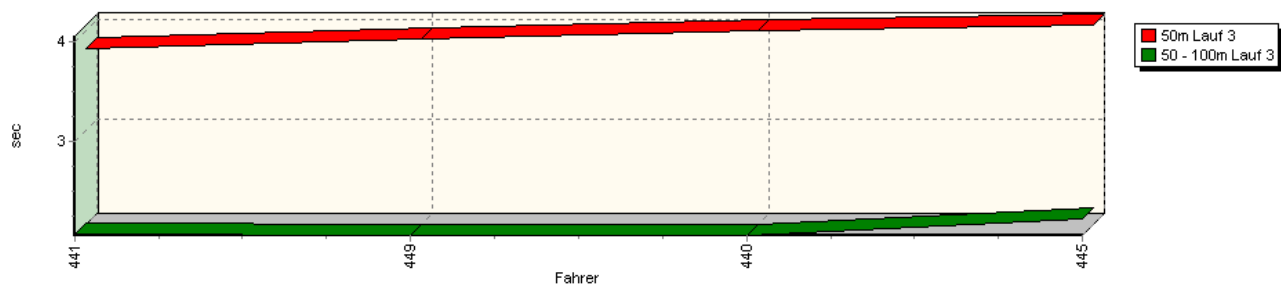


Sektorzeiten & Speeds - Rennen - Gruppe H 1150 und 1300 ccm

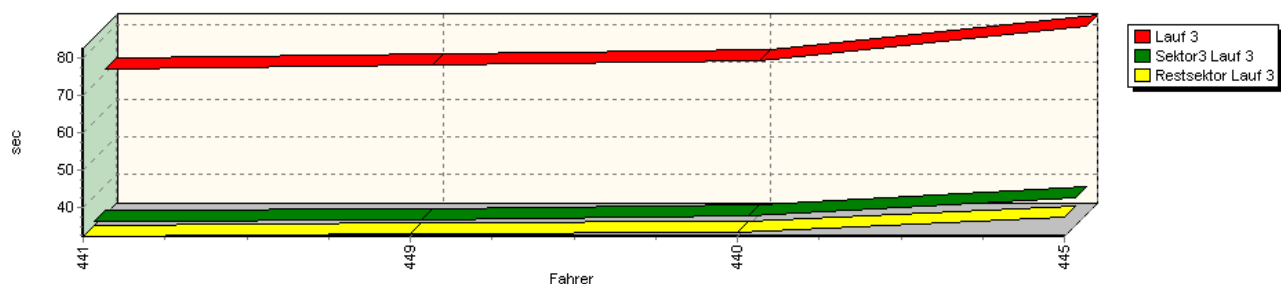
Speed-Diagramm Lauf 3



Sektor-Diagramm (Start) Lauf 3

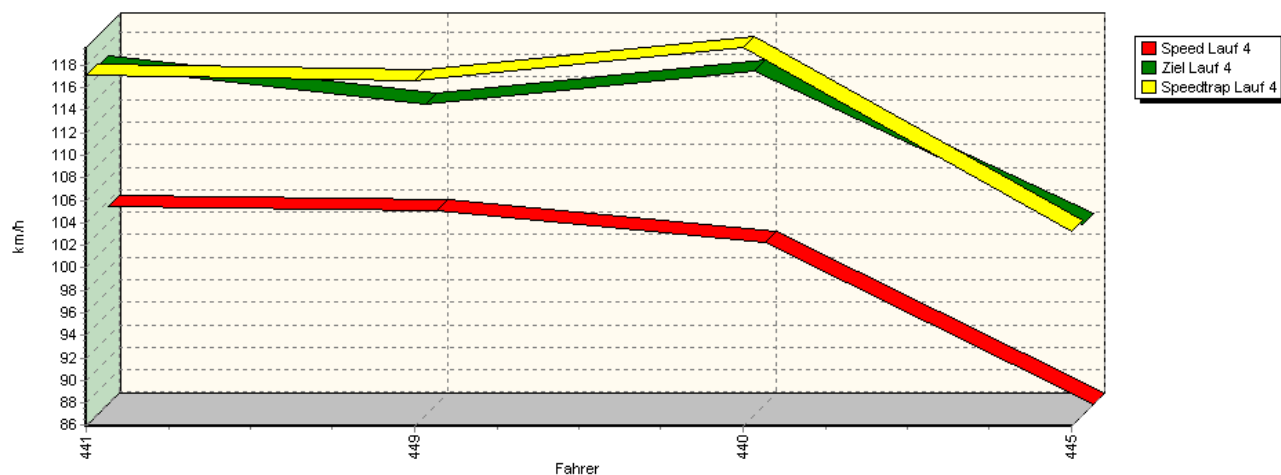


Sektor-Diagramm (Rest) Lauf 3

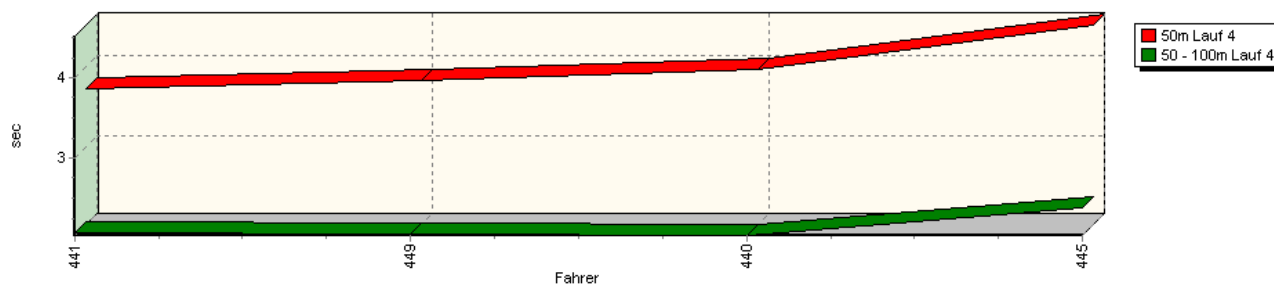


Sektorzeiten & Speeds - Rennen - Gruppe H 1150 und 1300 ccm

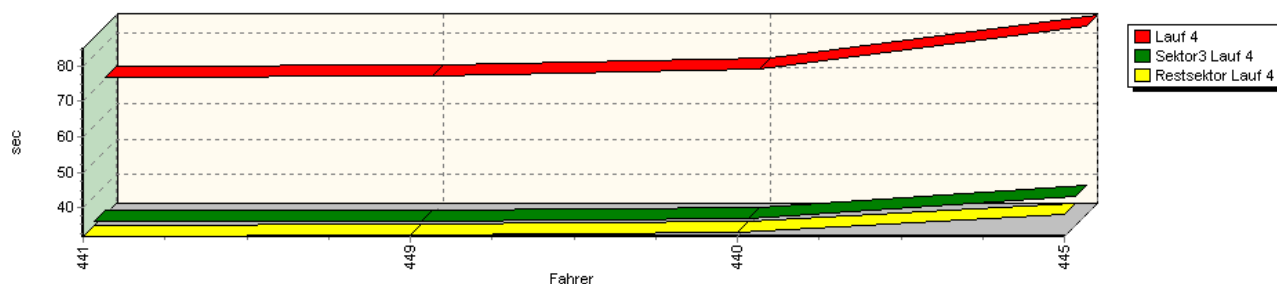
Speed-Diagramm Lauf 4



Sektor-Diagramm (Start) Lauf 4



Sektor-Diagramm (Rest) Lauf 4

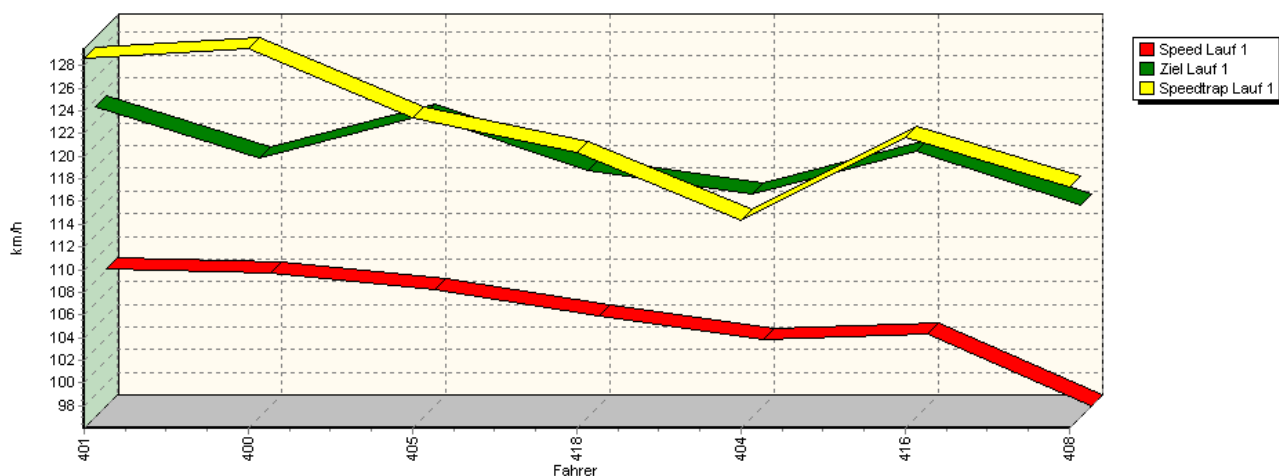


Rg.	Nr.	Sektor 1 (50m)	Sektor 2 (50-100m)	Sektor 3	Speed Trap	Sektor 4	Speed (Ziel)	Laufzeit	Speed (Lauf)	
1	441	STEGMANN Tobias		Schneider Audi 50						
		Lauf 1:	00:03.813	00:02.079	00:32.633	116,67 km/h	00:31.616	117,46 km/h	01:10.141	104,19 km/h
		Lauf 2:	00:03.788	00:02.066	00:33.898	116,71 km/h	00:32.244	113,81 km/h	01:11.996	101,51 km/h
		Lauf 3:	00:03.823	00:02.053	00:33.269	114,90 km/h	00:32.015	117,23 km/h	01:11.160	102,70 km/h
		Lauf 4:	00:03.730	00:02.054	00:33.051	117,08 km/h	00:31.804	116,84 km/h	01:10.639	103,46 km/h

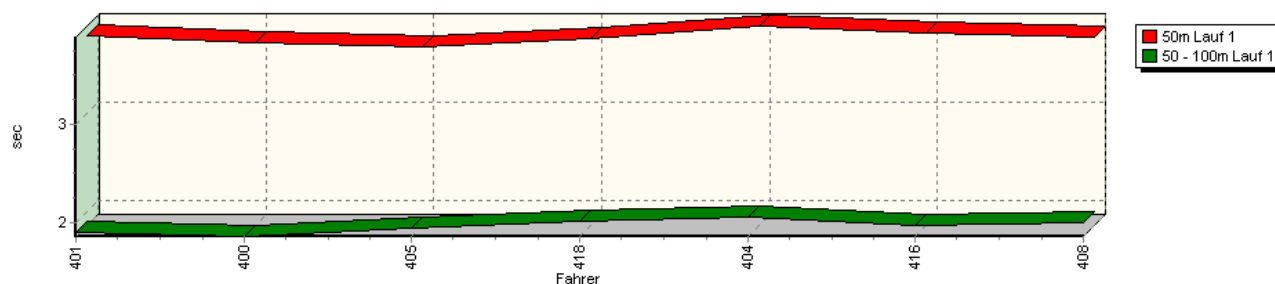
Sektorzeiten & Speeds - Rennen - Gruppe H 1150 und 1300 ccm

Rg.	Nr.	Sektor 1 (50m)	Sektor 2 (50-100m)	Sektor 3	Speed Trap	Sektor 4	Speed (Ziel)	Laufzeit	Speed (Lauf)	
2	449	KLIMSA Tobias	VW Schneider Polo I 8V							
		Lauf 1:	00:03.814	00:02.043	00:33.477	117,90 km/h	00:32.192	114,69 km/h	01:11.526	102,17 km/h
		Lauf 2:	00:03.859	00:02.023	00:32.794	117,34 km/h	00:32.125	114,50 km/h	01:10.801	103,22 km/h
		Lauf 3:	00:03.926	00:02.044	00:33.440	115,45 km/h	00:32.706	114,53 km/h	01:12.116	101,34 km/h
		Lauf 4:	00:03.839	00:02.039	00:32.960	116,64 km/h	00:32.042	113,52 km/h	01:10.880	103,10 km/h
3	440	DEUTSCH Bernd	Schneider Audi 50 GL							
		Lauf 1:	00:04.015	00:02.035	00:33.824	120,24 km/h	00:32.678	115,69 km/h	01:12.552	100,73 km/h
		Lauf 2:	00:03.956	00:02.043	00:34.060	119,62 km/h	00:33.127	116,07 km/h	01:13.186	99,86 km/h
		Lauf 3:	00:04.007	00:02.045	00:34.445	119,36 km/h	00:33.011	113,76 km/h	01:13.508	99,42 km/h
		Lauf 4:	00:03.964	00:02.018	00:33.955	119,58 km/h	00:32.924	116,57 km/h	01:12.861	100,30 km/h
4	445	RAUCH Rolf	Fiat 128 Coupé							
		Lauf 1:	00:03.983	00:02.227	00:36.825	112,38 km/h	00:35.642	105,64 km/h	01:18.677	92,89 km/h
		Lauf 2:	00:03.972	00:02.239	00:36.292	113,29 km/h	00:35.378	107,85 km/h	01:17.881	93,84 km/h
		Lauf 3:	00:04.063	00:02.216	00:39.292	103,14 km/h	00:37.084	104,84 km/h	01:22.655	88,42 km/h
		Lauf 4:	00:04.530	00:02.370	00:40.107	103,21 km/h	00:38.035	102,90 km/h	01:25.042	85,93 km/h

Speed-Diagramm Lauf 1

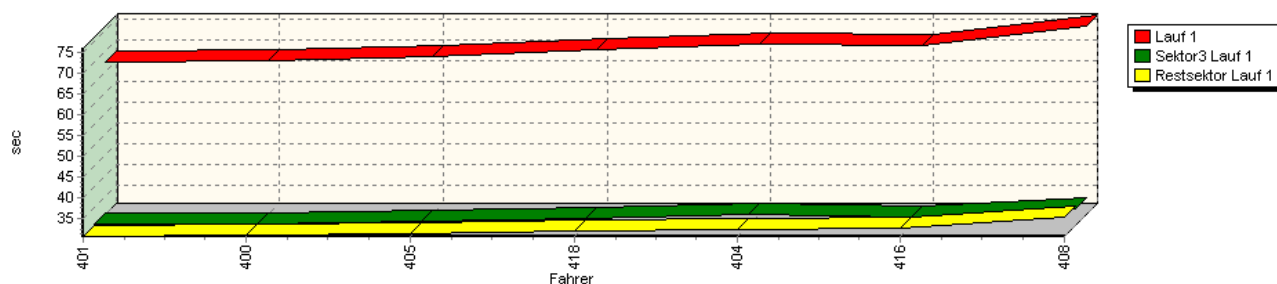


Sektor-Diagramm (Start) Lauf 1

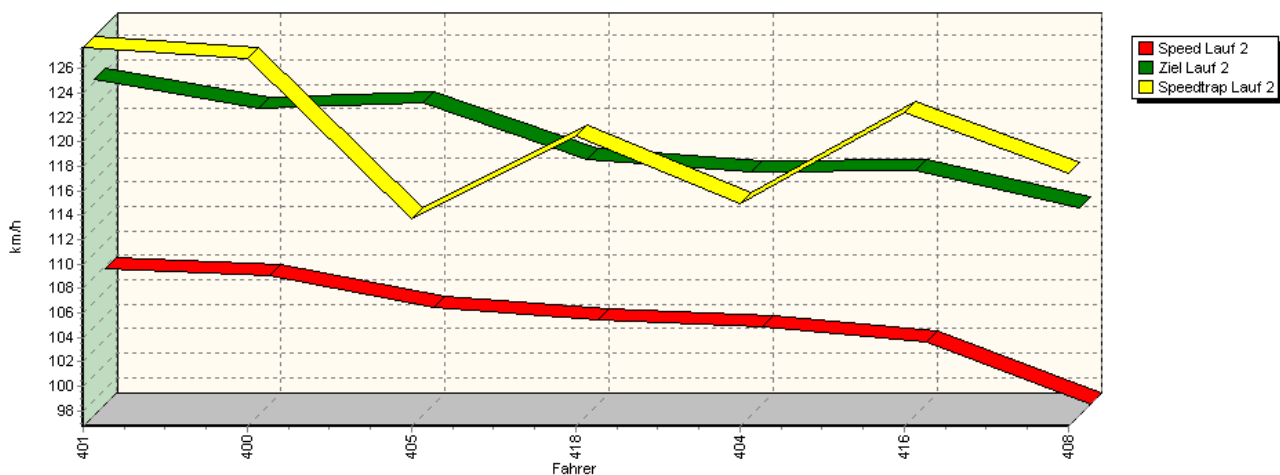


Sektorzeiten & Speeds - Rennen - Gruppe H 1150 und 1300 ccm

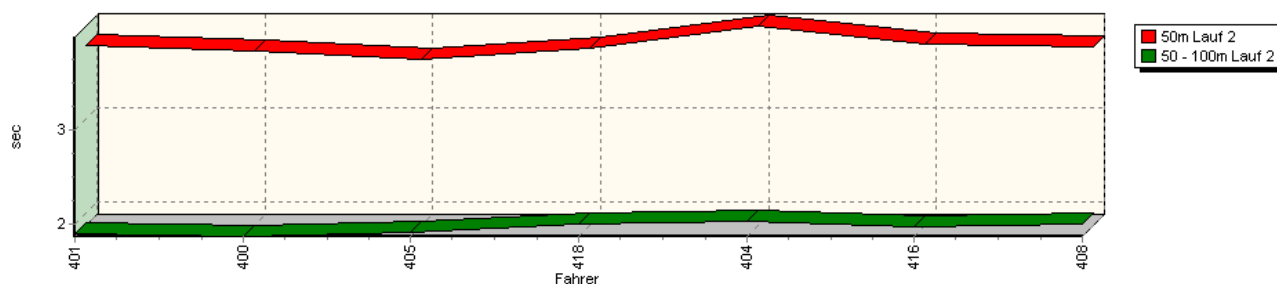
Sektor-Diagramm (Rest) Lauf 1



Speed-Diagramm Lauf 2

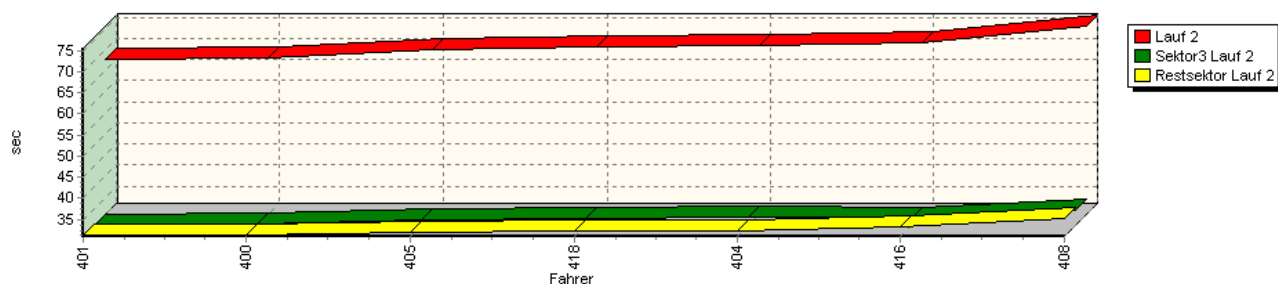


Sektor-Diagramm (Start) Lauf 2

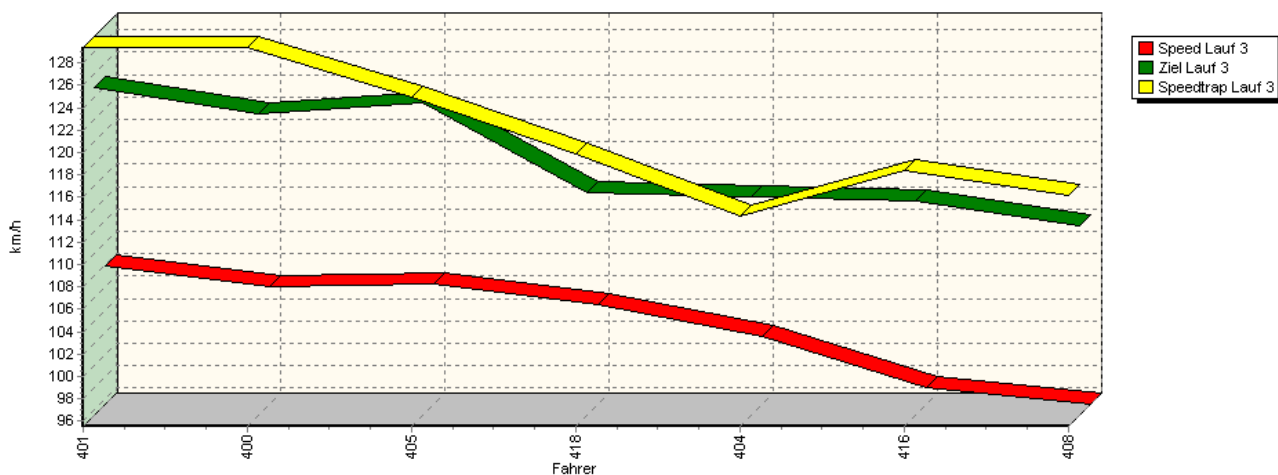


Sektorzeiten & Speeds - Rennen - Gruppe H 1150 und 1300 ccm

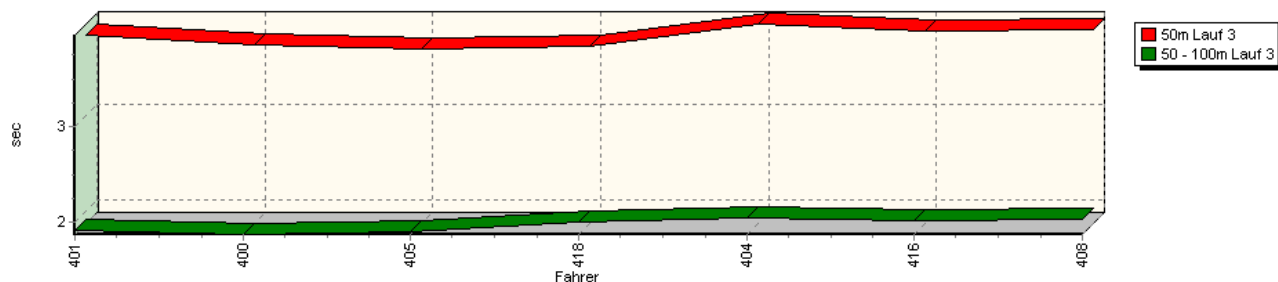
Sektor-Diagramm (Rest) Lauf 2



Speed-Diagramm Lauf 3

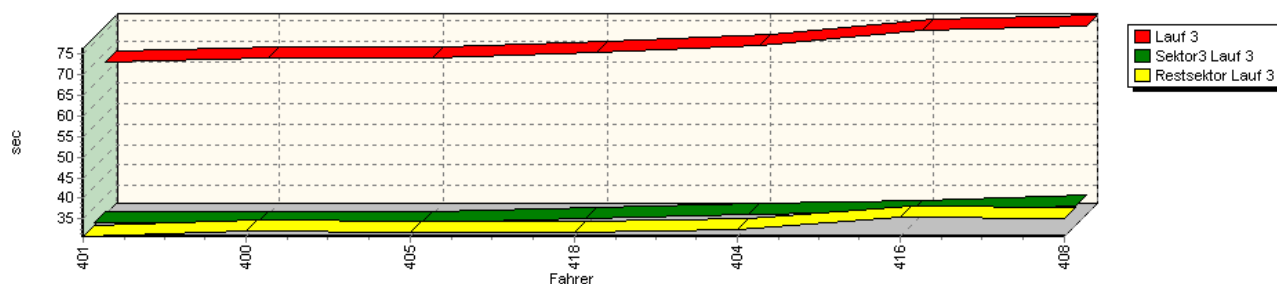


Sektor-Diagramm (Start) Lauf 3

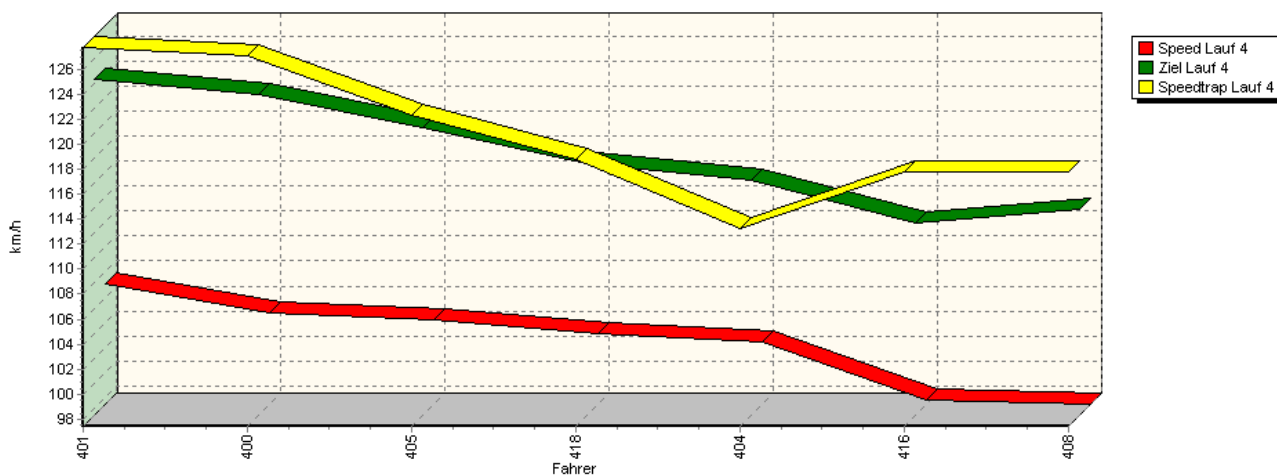


Sektorzeiten & Speeds - Rennen - Gruppe H 1150 und 1300 ccm

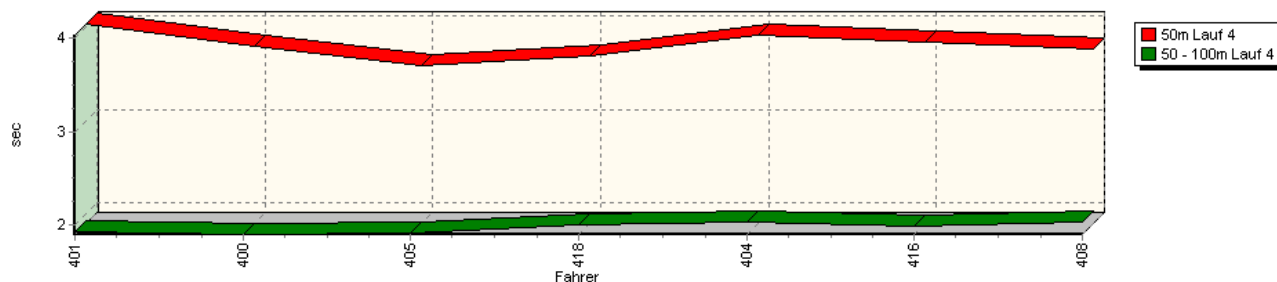
Sektor-Diagramm (Rest) Lauf 3



Speed-Diagramm Lauf 4

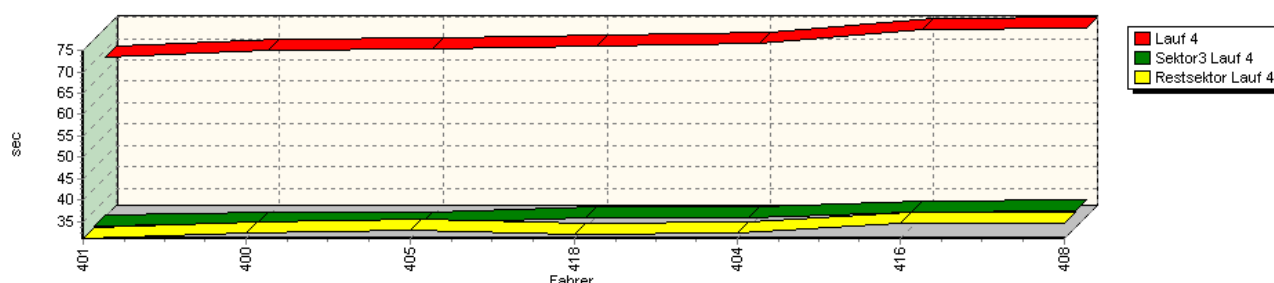


Sektor-Diagramm (Start) Lauf 4



Sektorzeiten & Speeds - Rennen - Gruppe H 1150 und 1300 ccm

Sektor-Diagramm (Rest) Lauf 4



Rg.	Nr.		Sektor 1 (50m)	Sektor 2 (50-100m)	Sektor 3	Speed Trap	Sektor 4	Speed (Ziel)	Laufzeit	Speed (Lauf)
1	401	EBENHÖH Armin	VW Polo Minichberger 16V							
		Lauf 1:	00:03.777	00:01.899	00:31.117	128,61 km/h	00:30.796	123,35 km/h	01:07.589	108,13 km/h
		Lauf 2:	00:03.773	00:01.897	00:30.949	127,72 km/h	00:31.158	124,18 km/h	01:07.777	107,82 km/h
		Lauf 3:	00:03.846	00:01.907	00:31.253	129,33 km/h	00:30.717	124,75 km/h	01:07.723	107,91 km/h
		Lauf 4:	00:04.032	00:01.927	00:31.361	127,79 km/h	00:30.974	124,37 km/h	01:08.294	107,01 km/h
2	400	KONRAD Manfred	VW Corrado							
		Lauf 1:	00:03.713	00:01.861	00:31.160	129,49 km/h	00:31.066	118,92 km/h	01:07.800	107,79 km/h
		Lauf 2:	00:03.711	00:01.867	00:31.249	126,81 km/h	00:31.342	121,80 km/h	01:08.169	107,20 km/h
		Lauf 3:	00:03.743	00:01.870	00:31.344	129,38 km/h	00:31.941	122,41 km/h	01:08.898	106,07 km/h
		Lauf 4:	00:03.798	00:01.899	00:31.801	127,11 km/h	00:32.291	123,09 km/h	01:09.789	104,72 km/h
3	405	MOSER Gerhard	VW Polo I							
		Lauf 1:	00:03.668	00:01.939	00:31.639	123,41 km/h	00:31.557	122,68 km/h	01:08.803	106,22 km/h
		Lauf 2:	00:03.628	00:01.906	00:32.362	113,64 km/h	00:31.977	122,32 km/h	01:09.873	104,59 km/h
		Lauf 3:	00:03.701	00:01.897	00:31.515	124,96 km/h	00:31.641	123,46 km/h	01:08.754	106,29 km/h
		Lauf 4:	00:03.595	00:01.920	00:31.847	122,37 km/h	00:32.760	120,51 km/h	01:10.122	104,22 km/h
4	418	HELLBERG Marcel	VW Polo							
		Lauf 1:	00:03.755	00:02.013	00:32.543	120,34 km/h	00:32.010	117,79 km/h	01:10.321	103,92 km/h
		Lauf 2:	00:03.740	00:01.999	00:32.584	120,49 km/h	00:32.172	117,61 km/h	01:10.495	103,67 km/h
		Lauf 3:	00:03.721	00:02.006	00:32.421	119,91 km/h	00:31.834	115,45 km/h	01:09.982	104,43 km/h
		Lauf 4:	00:03.686	00:01.997	00:33.197	118,81 km/h	00:32.068	117,60 km/h	01:10.948	103,01 km/h
5	404	ABB Nils	VW Schneider Polo II 8V							
		Lauf 1:	00:03.881	00:02.060	00:33.405	114,33 km/h	00:32.362	115,71 km/h	01:11.708	101,91 km/h
		Lauf 2:	00:03.974	00:02.028	00:32.789	114,96 km/h	00:32.128	116,67 km/h	01:10.919	103,05 km/h
		Lauf 3:	00:03.958	00:02.037	00:33.360	114,29 km/h	00:32.538	115,04 km/h	01:11.893	101,65 km/h
		Lauf 4:	00:03.919	00:02.038	00:33.288	113,32 km/h	00:32.132	116,23 km/h	01:11.377	102,39 km/h
6	416	LOHMANN Frank	VW Polo II 8V							
		Lauf 1:	00:03.804	00:01.978	00:32.795	121,72 km/h	00:32.825	119,52 km/h	01:11.402	102,35 km/h
		Lauf 2:	00:03.778	00:01.970	00:32.717	122,40 km/h	00:33.292	116,70 km/h	01:11.757	101,84 km/h
		Lauf 3:	00:03.881	00:02.015	00:33.974	118,33 km/h	00:35.446	114,69 km/h	01:15.316	97,03 km/h
		Lauf 4:	00:03.845	00:01.995	00:34.440	117,86 km/h	00:34.471	112,86 km/h	01:14.751	97,76 km/h
7	408	HÜLSMANN Markus	VW Golf I 8V							
		Lauf 1:	00:03.765	00:02.003	00:34.860	117,23 km/h	00:35.493	114,68 km/h	01:16.121	96,01 km/h
		Lauf 2:	00:03.749	00:02.004	00:34.497	117,40 km/h	00:35.310	113,67 km/h	01:15.560	96,72 km/h
		Lauf 3:	00:03.896	00:02.035	00:35.414	116,22 km/h	00:35.138	112,47 km/h	01:16.483	95,55 km/h
		Lauf 4:	00:03.759	00:02.028	00:34.835	117,80 km/h	00:34.398	113,98 km/h	01:15.020	97,41 km/h