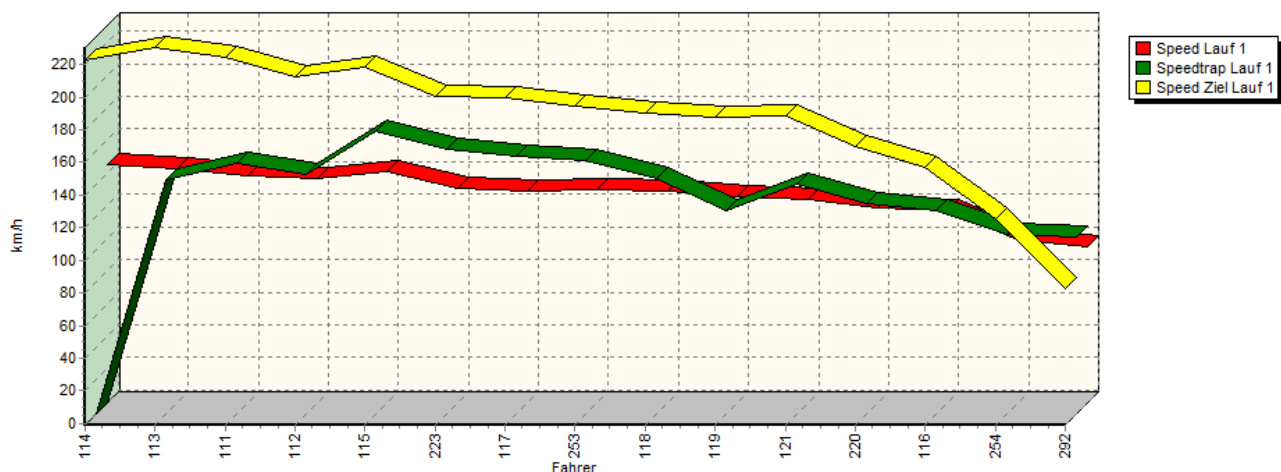
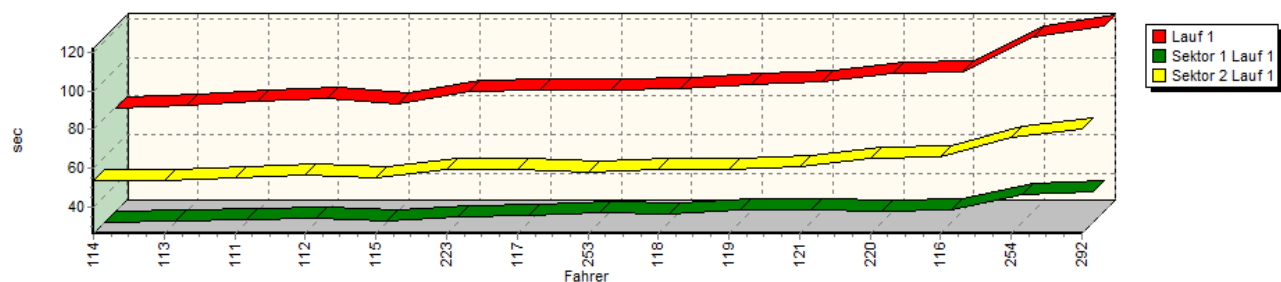


Sektorzeiten & Speeds - Rennen - Gruppe E1 & H über 2000 ccm

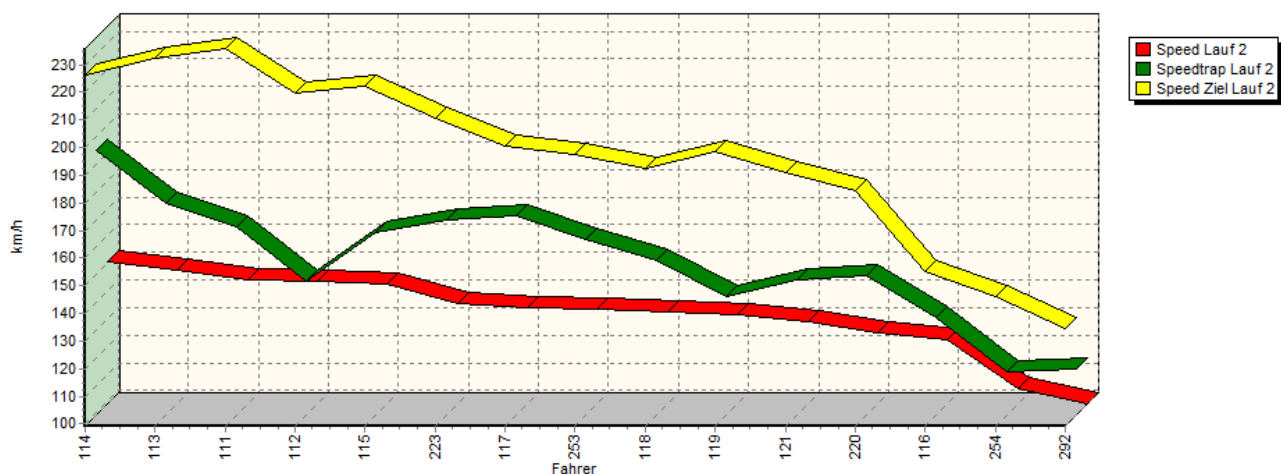
Speed-Diagramm Lauf 1

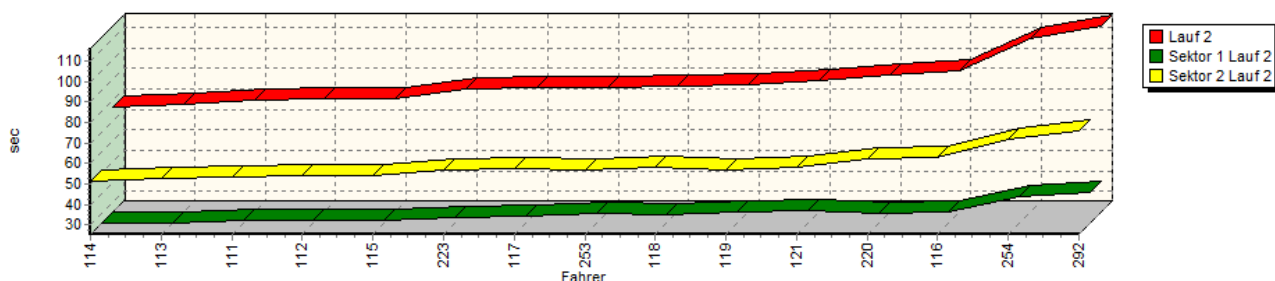


Sektor-Diagramm (Rest) Lauf 1



Speed-Diagramm Lauf 2



**Sektorzeiten & Speeds - Rennen - Gruppe E1 & H über 2000 ccm****Sektor-Diagramm (Rest) Lauf 2**

Rg.	Nr.	Sektor 1	Speed Trap	Sektor 2	Speed (Ziel)	Laufzeit	Speed (Lauf)
1	114	GABAT Andreas	Ford Escort Cosworth				
		Lauf 1: 00:26.202	* km/h	00:53.312	222,49 km/h	01:19.514	144,88 km/h
		Lauf 2: 00:25.348	194,87 km/h	00:51.073	226,21 km/h	01:16.421	150,74 km/h
2	113	SCHAGERL Karl	VW Golf Rallye TFSI-R				
		Lauf 1: 00:27.004	142,08 km/h	00:53.940	230,36 km/h	01:20.944	142,32 km/h
		Lauf 2: 00:25.675	176,06 km/h	00:52.350	232,08 km/h	01:18.025	147,65 km/h
3	111	PREGARTNER Herbert	Porsche 911 GT2 RSR				
		Lauf 1: 00:27.844	152,80 km/h	00:55.424	224,24 km/h	01:23.268	138,35 km/h
		Lauf 2: 00:26.461	167,20 km/h	00:53.412	235,85 km/h	01:19.873	144,23 km/h
4	112	PAILER Felix	Lancia Integrale				
		Lauf 1: 00:28.027	145,61 km/h	00:56.645	212,44 km/h	01:24.672	136,05 km/h
		Lauf 2: 00:26.532	147,59 km/h	00:53.812	219,73 km/h	01:20.344	143,38 km/h
5	115	KARL Werner	Audi S2R Quattro				
		Lauf 1: 00:26.859	172,62 km/h	00:54.949	218,56 km/h	01:21.808	140,82 km/h
		Lauf 2: 00:27.012	165,44 km/h	00:53.781	222,12 km/h	01:20.793	142,59 km/h
6	223	HANDA Norbert	Lancia Delta				
		Lauf 1: 00:29.051	161,03 km/h	00:59.447	200,62 km/h	01:28.498	130,17 km/h
		Lauf 2: 00:28.133	170,06 km/h	00:56.930	210,78 km/h	01:25.063	135,43 km/h
7	117	LUSTIG-JUNGWIRTH Dietr	Ford Focus Cosworth				
		Lauf 1: 00:30.133	156,54 km/h	00:59.169	199,54 km/h	01:29.302	129,00 km/h
		Lauf 2: 00:28.674	171,21 km/h	00:57.418	200,73 km/h	01:26.092	133,81 km/h
8	253	PERMETINGER Bernhard	BMW M3 E30				
		Lauf 1: 00:30.918	154,41 km/h	00:58.139	194,17 km/h	01:29.057	129,36 km/h
		Lauf 2: 00:29.799	162,50 km/h	00:56.555	197,74 km/h	01:26.354	133,40 km/h
9	118	LENZ Bernhard	BMW E36 M3				
		Lauf 1: 00:30.258	143,24 km/h	00:59.224	189,88 km/h	01:29.482	128,74 km/h
		Lauf 2: 00:29.130	155,11 km/h	00:57.845	192,72 km/h	01:26.975	132,45 km/h
10	119	HOCHREITER Markus	Seat Ibiza Turbo				
		Lauf 1: 00:32.433	123,28 km/h	00:59.437	187,86 km/h	01:31.870	125,39 km/h
		Lauf 2: 00:30.850	142,06 km/h	00:56.765	198,35 km/h	01:27.615	131,48 km/h
11	121	RÖCK Sabine	VW Golf I Turbo				
		Lauf 1: 00:32.954	139,80 km/h	01:00.521	188,41 km/h	01:33.475	123,24 km/h
		Lauf 2: 00:31.212	147,93 km/h	00:58.192	190,98 km/h	01:29.404	128,85 km/h
12	220	STRUCKMANN Norman	Ford Escort RS Cosworth				
		Lauf 1: 00:31.908	128,03 km/h	01:05.518	169,52 km/h	01:37.426	118,24 km/h
		Lauf 2: 00:30.151	149,89 km/h	01:01.923	184,34 km/h	01:32.074	125,12 km/h



**Sektorzeiten & Speeds - Rennen - Gruppe E1 & H über 2000 ccm**

Rg.	Nr.	Sektor 1	Speed Trap	Sektor 2	Speed (Ziel)	Laufzeit	Speed (Lauf)
13	116	BOTEZ Vasile Sorin	Mitsubishi EVO 6				
		Lauf 1: 00:32.642	123,99 km/h	01:06.001	156,79 km/h	01:38.643	116,78 km/h
		Lauf 2: 00:31.124	134,49 km/h	01:03.013	155,39 km/h	01:34.137	122,37 km/h
14	254	WALSER Werner	Opel Kadett				
		Lauf 1: 00:40.520	108,88 km/h	01:15.971	125,52 km/h	01:56.491	98,89 km/h
		Lauf 2: 00:38.142	114,71 km/h	01:11.778	146,24 km/h	01:49.920	104,80 km/h
15	292	PIEBER Karl	Opel Manta				
		Lauf 1: 00:42.065	107,46 km/h	01:20.141	82,90 km/h	02:02.206	94,27 km/h
		Lauf 2: 00:40.429	116,08 km/h	01:15.660	134,28 km/h	01:56.089	99,23 km/h



