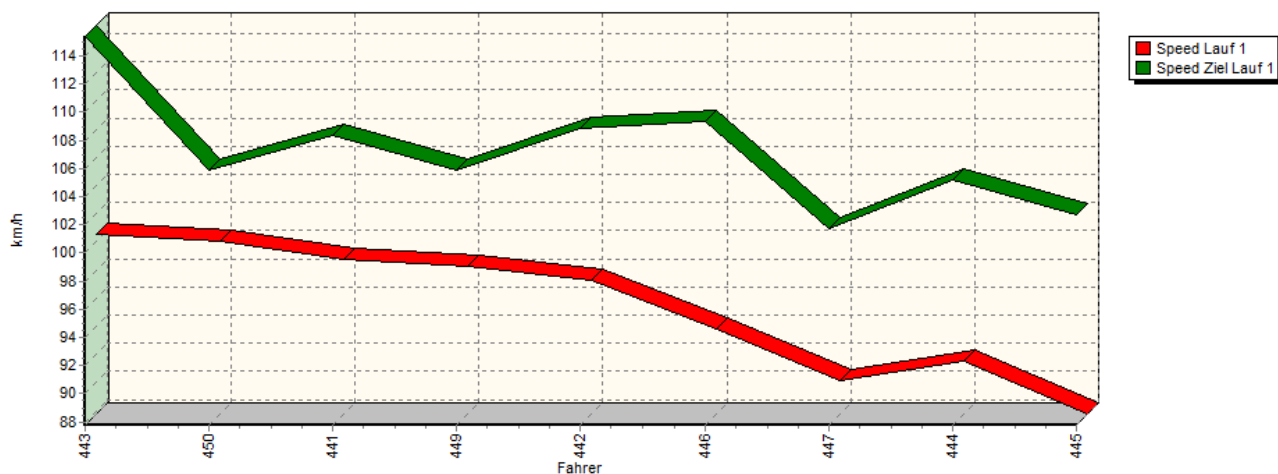
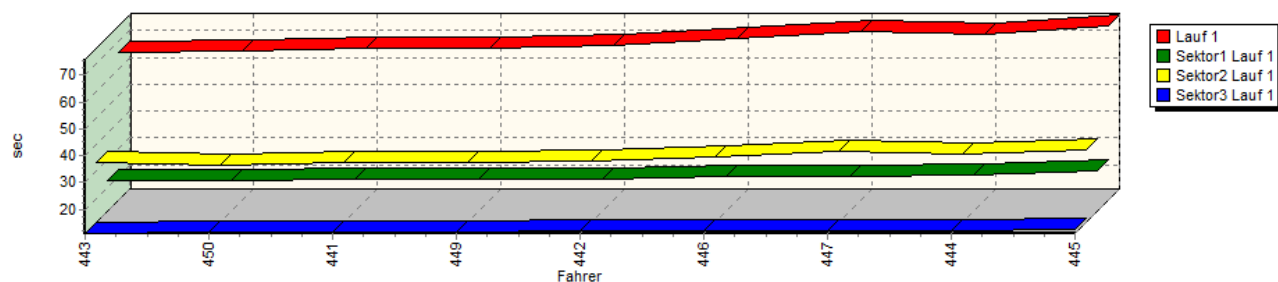


Sektorzeiten & Speeds - Groupe E1-National+E1-FIA+E1-EX Classe 22a: -1150 ccm

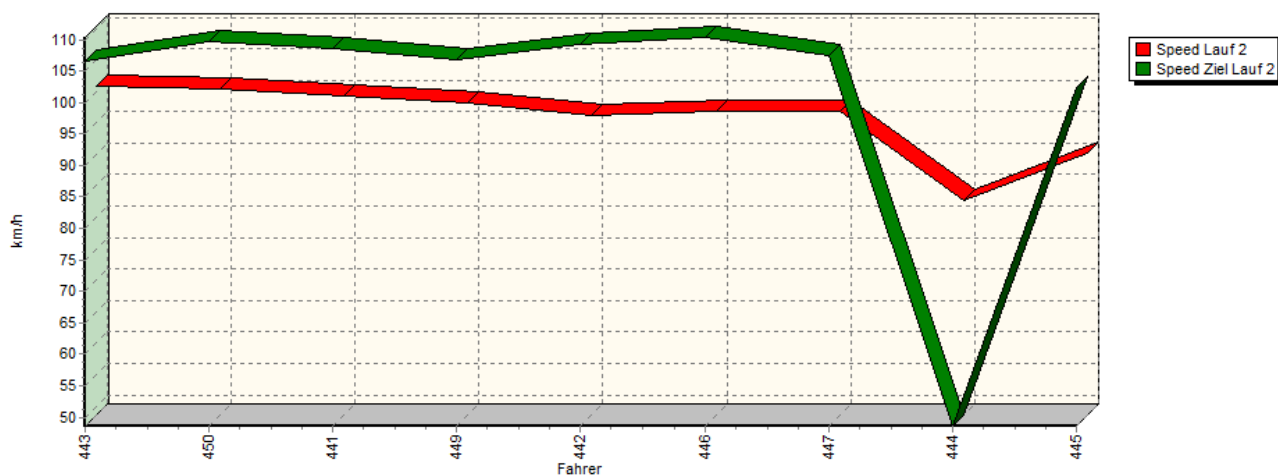
Speed-Diagramm Lauf 1



Sektor-Diagramm (Rest) Lauf 1

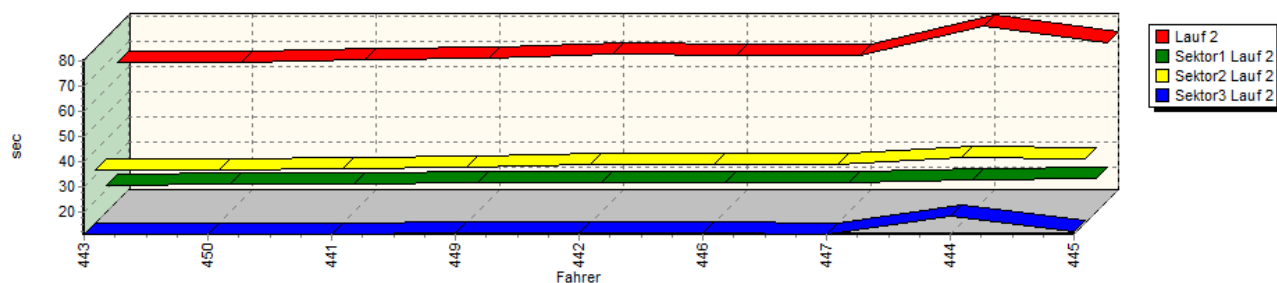


Speed-Diagramm Lauf 2

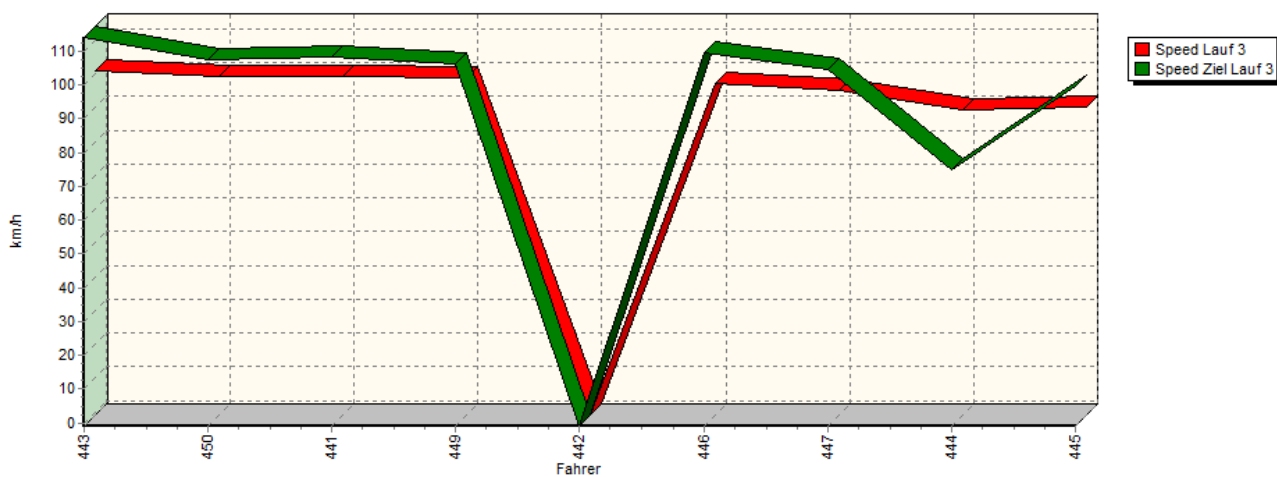


Sektorzeiten & Speeds - Groupe E1-National+E1-FIA+E1-EX Classe 22a: -1150 ccm

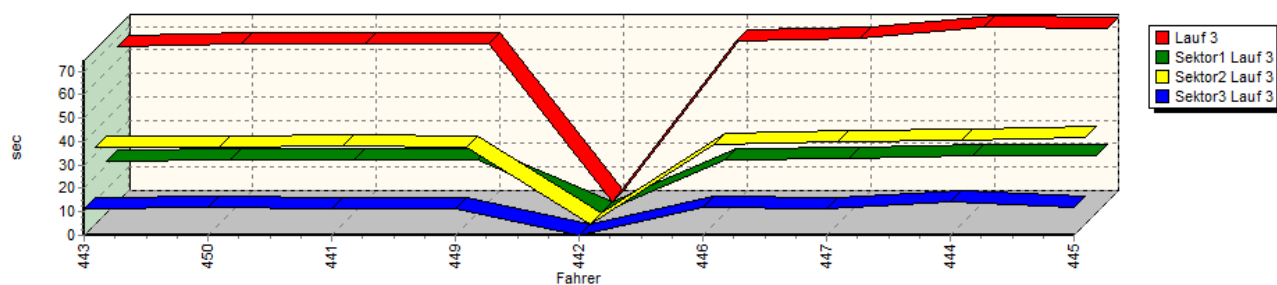
Sektor-Diagramm (Rest) Lauf 2



Speed-Diagramm Lauf 3



Sektor-Diagramm (Rest) Lauf 3



Rg.	Nr.	Sektor 1	Sektor 2	Sektor 3	Speed Ziel	Laufzeit	Speed (Lauf)	
1	443	STELBERG Thomas		VW Schneider Polo 16V				
		Lauf 1:	00:22.178	00:33.061	00:10.978	115,37 km/h	01:06.217	100,58 km/h
		Lauf 2:	00:22.058	00:32.493	00:11.553	106,64 km/h	01:06.104	100,75 km/h
		Lauf 3:	00:21.870	00:32.714	00:11.366	114,03 km/h	01:05.950	100,99 km/h



European Hill Race
Bergrennen Eschdorf
2. - 4. Mai 2014
Luxemburger Bergmeisterschaft 2014
Deutsche Bergmeisterschaft 2014



Sektorzeiten & Speeds - Groupe E1-National+E1-FIA+E1-EX Classe 22a: -1150 ccm

Rg.	Nr.	Sektor 1	Sektor 2	Sektor 3	Speed Ziel	Laufzeit	Speed (Lauf)
2	450	BAUER Robert	VW Polo				
		Lauf 1: 00:22.541	00:32.483	00:11.582	105,84 km/h	01:06.606	99,99 km/h
		Lauf 2: 00:22.617	00:32.297	00:11.434	109,79 km/h	01:06.348	100,38 km/h
		Lauf 3: 00:22.842	00:32.642	00:11.772	107,32 km/h	01:07.256	99,03 km/h
3	441	HESSBERGER Jürgen	Fiat 127 Sport Martini-Racing				
		Lauf 1: 00:22.844	00:33.279	00:11.322	108,37 km/h	01:07.445	98,75 km/h
		Lauf 2: 00:22.592	00:33.163	00:11.299	108,54 km/h	01:07.054	99,32 km/h
		Lauf 3: 00:22.459	00:33.393	00:11.370	108,16 km/h	01:07.222	99,07 km/h
4	449	EBENHÖH Armin	VW Polo Weissdorn Racing				
		Lauf 1: 00:22.957	00:33.254	00:11.538	105,89 km/h	01:07.749	98,30 km/h
		Lauf 2: 00:22.817	00:33.311	00:11.668	106,71 km/h	01:07.796	98,24 km/h
		Lauf 3: 00:22.845	00:32.841	00:11.632	106,18 km/h	01:07.318	98,93 km/h
5	442	DEUTSCH Bernd	Audi 50 Schneider				
		Lauf 1: 00:22.917	00:33.736	00:11.849	108,86 km/h	01:08.502	97,22 km/h
		Lauf 2: 00:23.158	00:34.352	00:11.760	109,35 km/h	01:09.270	96,15 km/h
		Lauf 3: *	*	*	* km/h	*	* km/h
6	446	ANGELBERGER Volker	VW Polo				
		Lauf 1: 00:23.763	00:35.319	00:11.953	109,29 km/h	01:11.035	93,76 km/h
		Lauf 2: 00:22.756	00:34.406	00:11.665	110,35 km/h	01:08.827	96,76 km/h
		Lauf 3: 00:22.961	00:34.001	00:11.695	109,47 km/h	01:08.657	97,00 km/h
7	447	EBERLE Jörg	Fiat 127 Super Bamotec				
		Lauf 1: 00:24.102	00:37.536	00:12.209	101,73 km/h	01:13.847	90,19 km/h
		Lauf 2: 00:22.696	00:34.797	00:11.305	107,45 km/h	01:08.798	96,81 km/h
		Lauf 3: 00:23.191	00:35.337	00:11.496	104,71 km/h	01:10.024	95,11 km/h
8	444	RICHTER Peter	VW Schneider Polo				
		Lauf 1: 00:24.286	00:36.547	00:11.948	105,18 km/h	01:12.781	91,51 km/h
		Lauf 2: 00:24.303	00:37.515	00:18.753	48,58 km/h	01:20.571	82,66 km/h
		Lauf 3: 00:24.468	00:36.009	00:14.108	74,69 km/h	01:14.585	89,29 km/h
9	445	RAUCH Rolf	Fiat 128 Coupé				
		Lauf 1: 00:25.803	00:37.796	00:12.283	102,67 km/h	01:15.882	87,77 km/h
		Lauf 2: 00:24.678	00:36.980	00:12.212	102,48 km/h	01:13.870	90,16 km/h
		Lauf 3: 00:24.629	00:37.196	00:12.214	99,68 km/h	01:14.039	89,95 km/h

