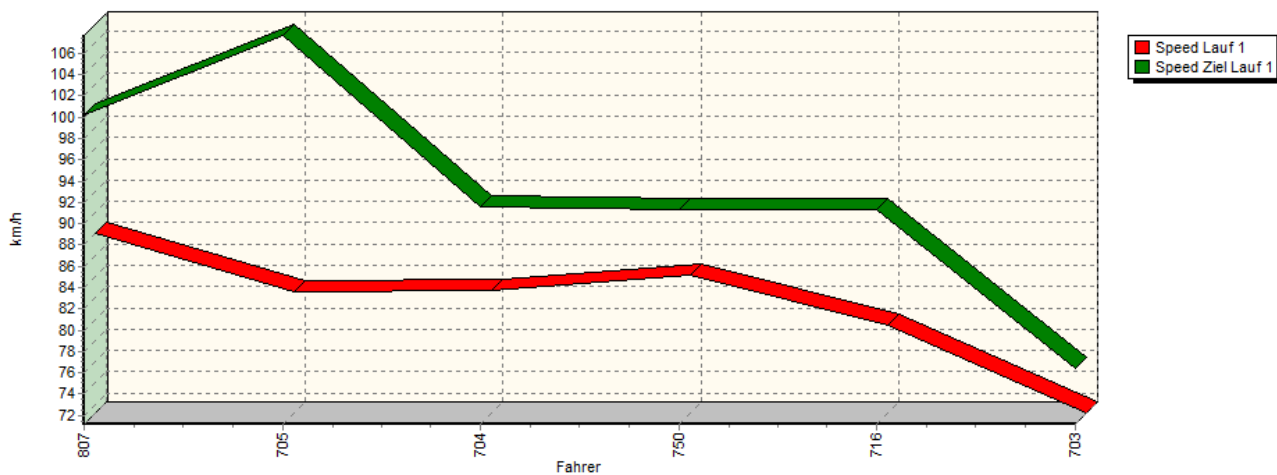


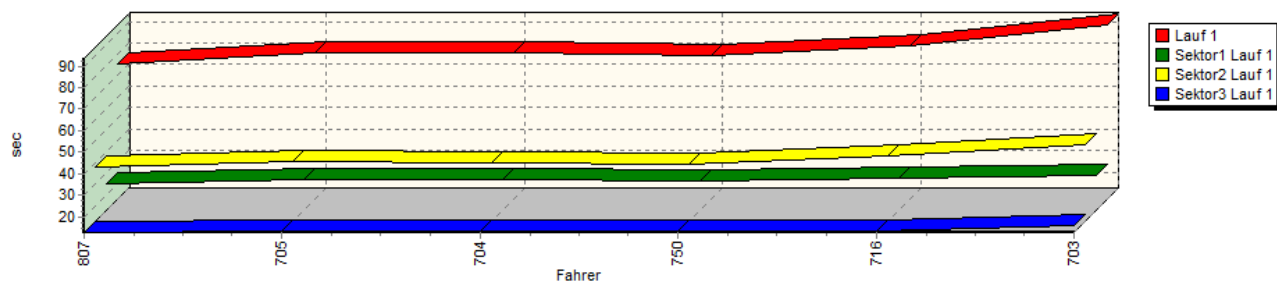
## Sektorzeiten & Speeds - Groupe GLPberg

Groupe GLPberg Classe 40

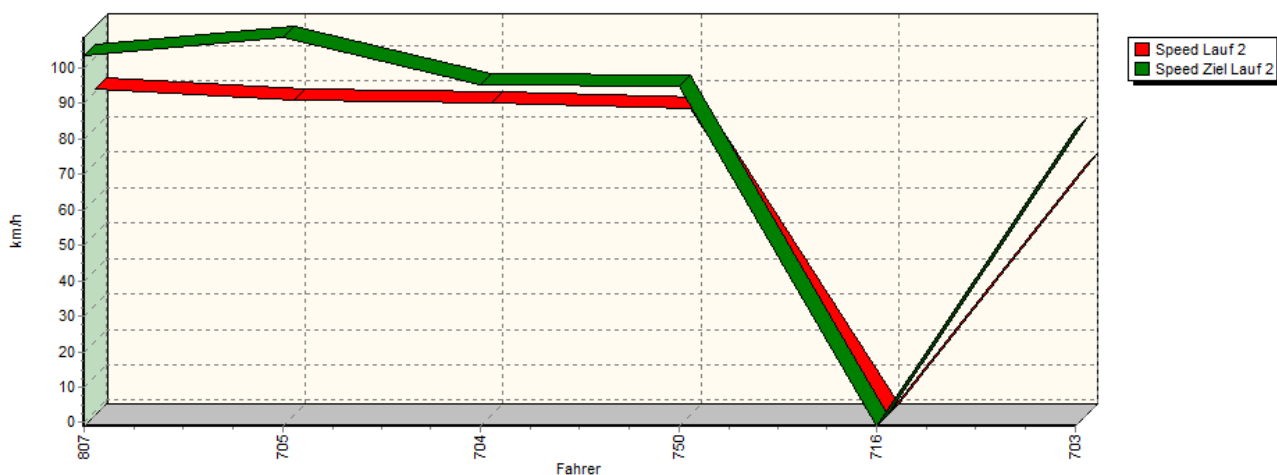
Speed-Diagramm Lauf 1



Sektor-Diagramm (Rest) Lauf 1

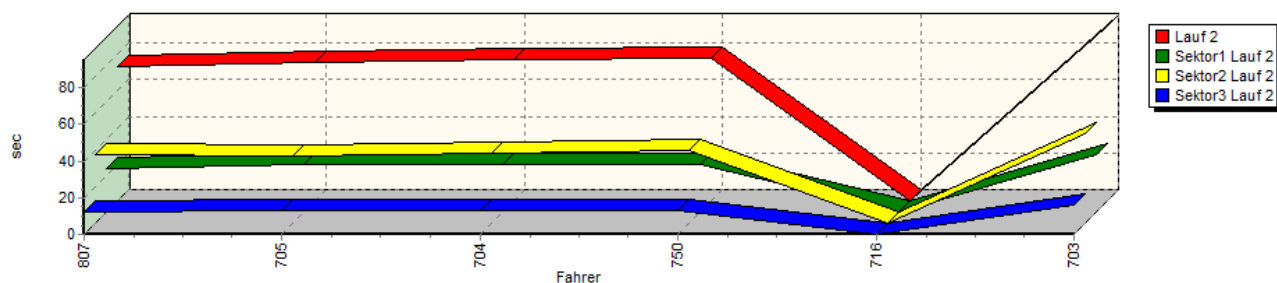


Speed-Diagramm Lauf 2

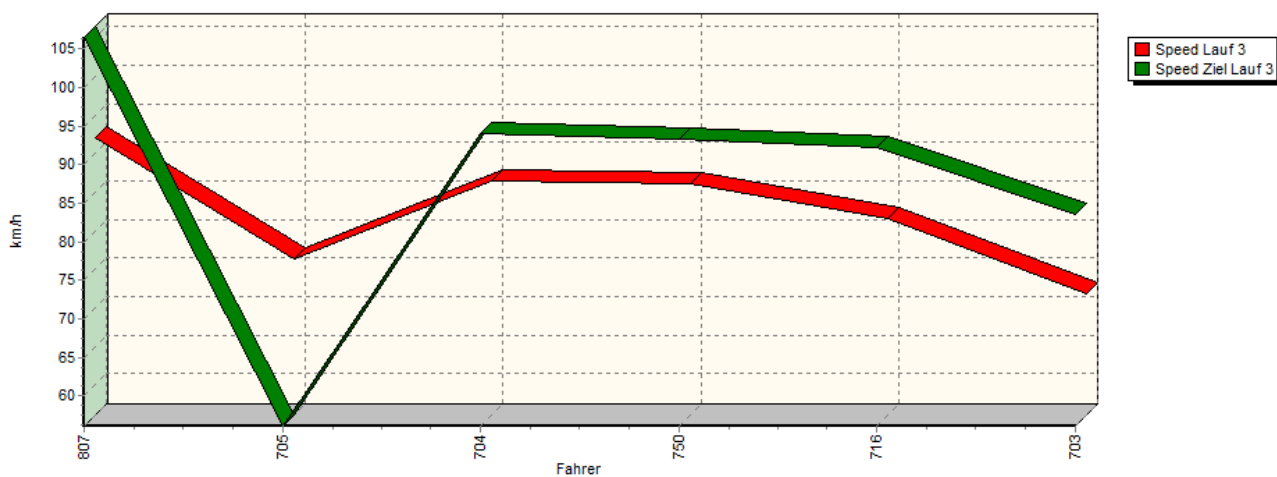


## Sektorzeiten & Speeds - Groupe GLPberg

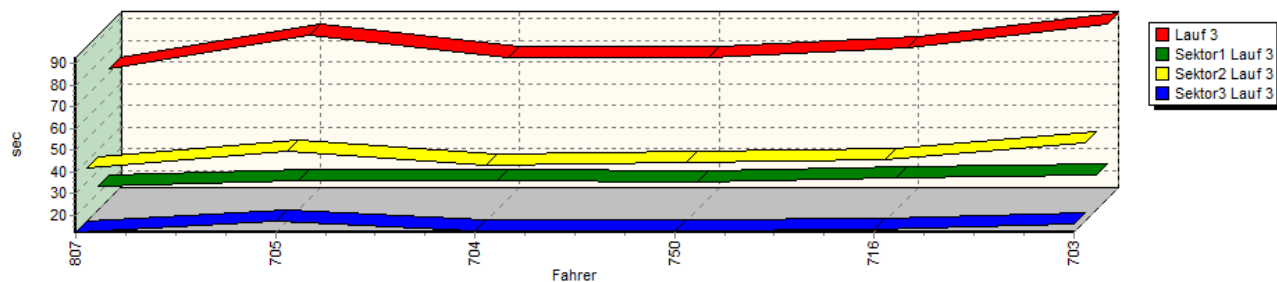
Sektor-Diagramm (Rest) Lauf 2



Speed-Diagramm Lauf 3



Sektor-Diagramm (Rest) Lauf 3



Rg.	Nr.	Sektor 1	Sektor 2	Sektor 3	Speed Ziel	Laufzeit	Speed (Lauf)	
1	807	<b>HALL Richard</b>		Lotus Seven S1				
		Lauf 1:	00:24.952	00:38.030	00:12.676	100,27 km/h	01:15.658	88,03 km/h
		Lauf 2:	00:23.832	00:36.979	00:12.451	103,42 km/h	01:13.262	90,91 km/h
		Lauf 3:	00:23.496	00:36.528	00:12.270	106,53 km/h	01:12.294	92,12 km/h



**European Hill Race**  
**Bergrennen Eschdorf**  
**2. - 4. Mai 2014**  
Luxemburger Bergmeisterschaft 2014  
Deutsche Bergmeisterschaft 2014



## Sektorzeiten & Speeds - Groupe GLPberg

Rg.	Nr.	Sektor 1	Sektor 2	Sektor 3	Speed Ziel	Laufzeit	Speed (Lauf)
2	705	<b>TWEDDELL Klaus</b>	Ginetta G 12				
		Lauf 1: 00:27.154	00:40.280	00:13.275	107,69 km/h	01:20.709	82,52 km/h
		Lauf 2: 00:26.111	00:36.833	00:12.811	108,61 km/h	01:15.755	87,91 km/h
		Lauf 3: 00:25.887	00:44.148	00:17.212	56,05 km/h	01:27.247	76,33 km/h
3	704	<b>POHLMANN Jörg</b>	Alfa Romeo GTV 2.0				
		Lauf 1: 00:27.034	00:40.166	00:13.330	91,59 km/h	01:20.530	82,70 km/h
		Lauf 2: 00:25.840	00:37.844	00:12.907	95,06 km/h	01:16.591	86,96 km/h
		Lauf 3: 00:25.968	00:38.105	00:13.016	94,01 km/h	01:17.089	86,39 km/h
4	750	<b>LEWITZKI Stephan</b>	Ford Anglia de Luxe				
		Lauf 1: 00:26.434	00:39.168	00:13.617	91,34 km/h	01:19.219	84,07 km/h
		Lauf 2: 00:25.654	00:39.262	00:13.181	95,00 km/h	01:18.097	85,28 km/h
		Lauf 3: 00:25.311	00:39.027	00:12.961	93,30 km/h	01:17.299	86,16 km/h
5	716	<b>BELZ Alfred</b>	VW Käfer 1302				
		Lauf 1: 00:27.345	00:42.971	00:13.549	91,28 km/h	01:23.865	79,41 km/h
		Lauf 2: *	*	*	* km/h	*	* km/h
		Lauf 3: 00:27.304	00:40.557	00:13.763	92,31 km/h	01:21.624	81,59 km/h
6	703	<b>MEUSER Jutta</b>	MG Midget Mk3				
		Lauf 1: 00:29.049	00:48.342	00:16.188	76,36 km/h	01:33.579	71,17 km/h
		Lauf 2: 00:30.965	00:48.581	00:15.716	82,54 km/h	01:35.262	69,91 km/h
		Lauf 3: 00:28.631	00:48.214	00:15.865	83,63 km/h	01:32.710	71,84 km/h

