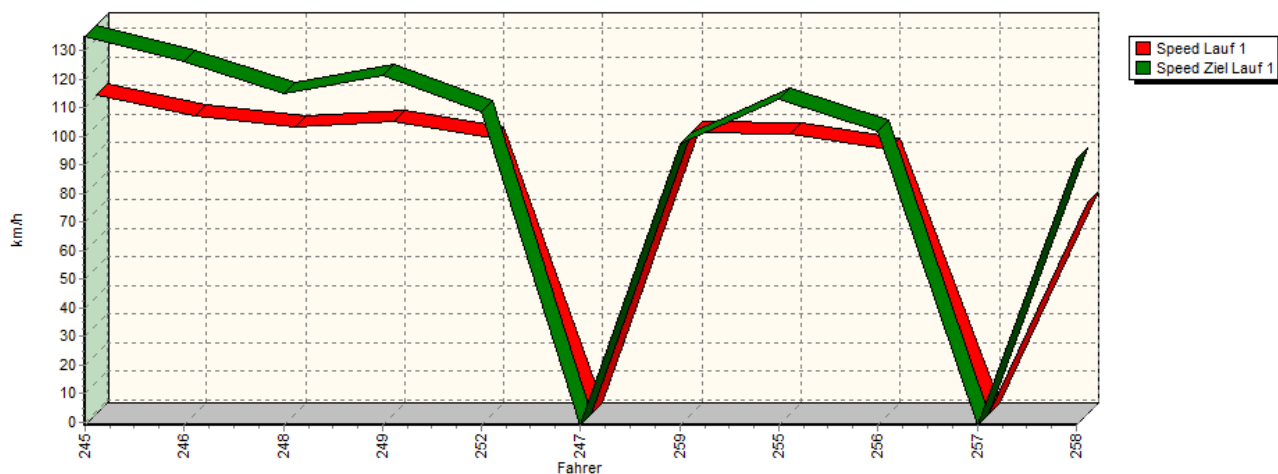
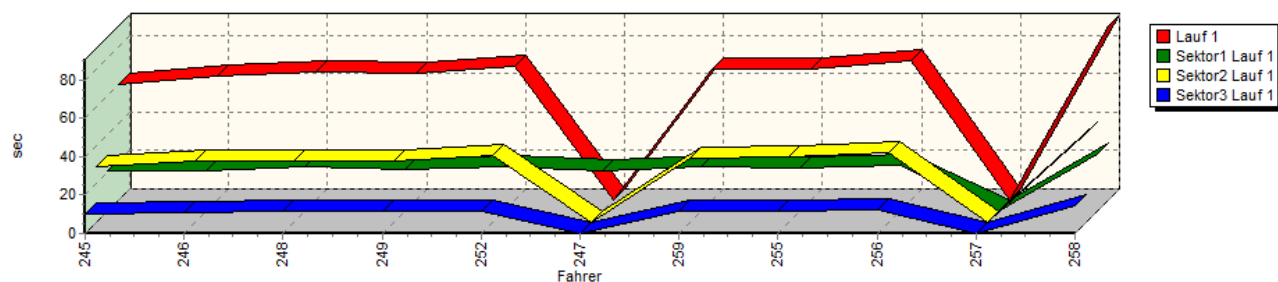


Sektorzeiten & Speeds - Groupe E1-National+E1-FIA+E1-EX Classe 24: +2000-3000 ccm

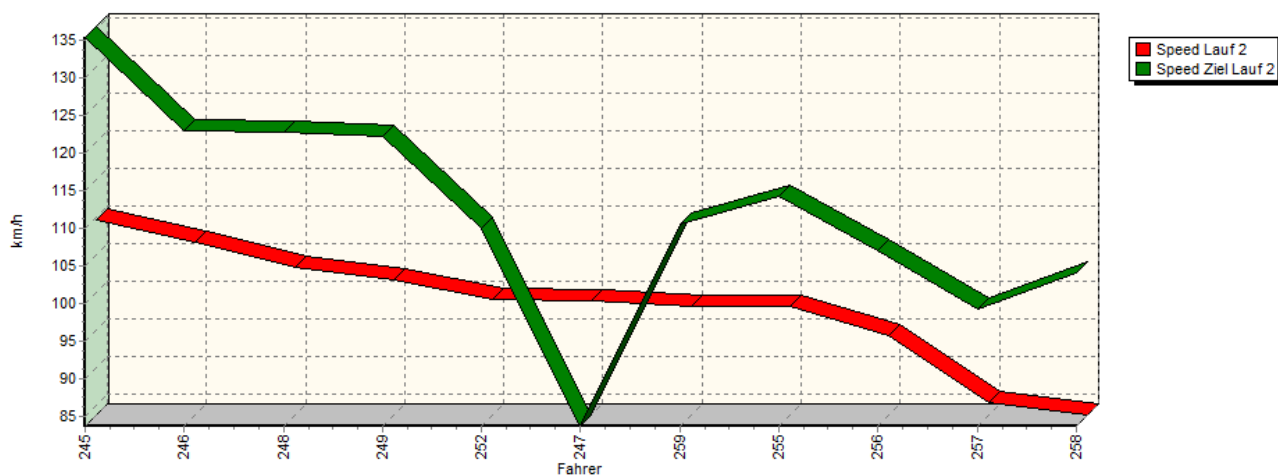
Speed-Diagramm Lauf 1



Sektor-Diagramm (Rest) Lauf 1

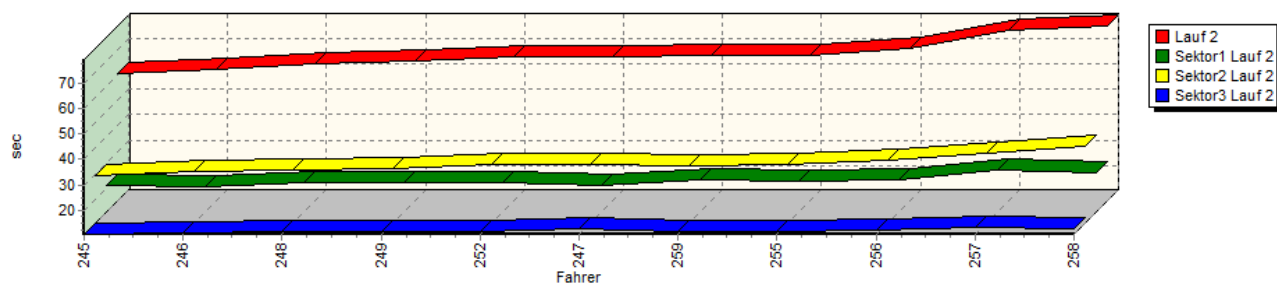


Speed-Diagramm Lauf 2

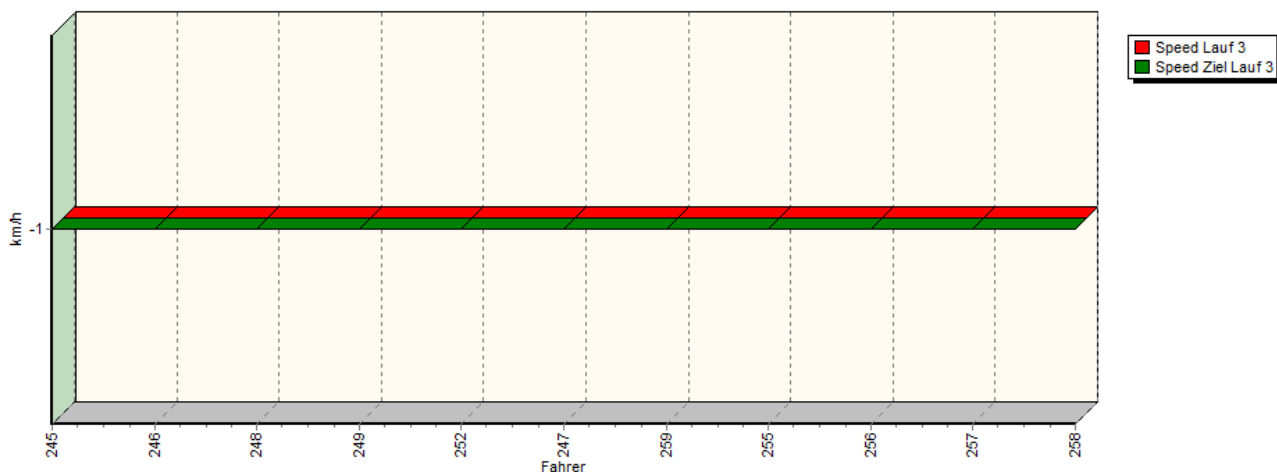


Sektorzeiten & Speeds - Groupe E1-National+E1-FIA+E1-EX Classe 24: +2000-3000 ccm

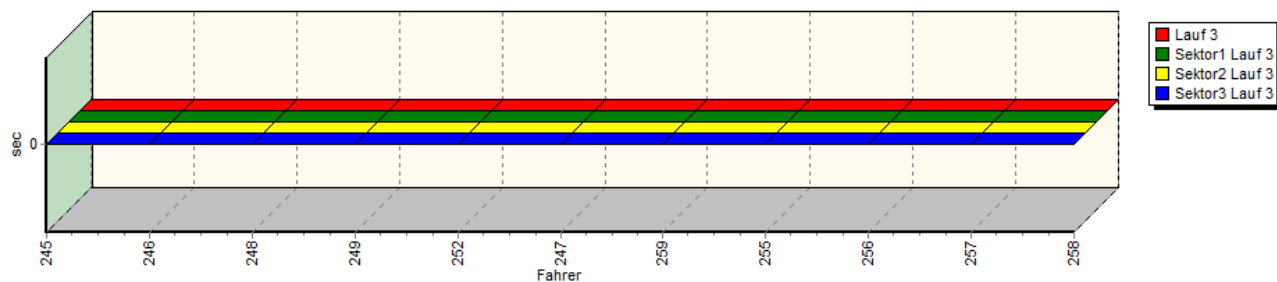
Sektor-Diagramm (Rest) Lauf 2



Speed-Diagramm Lauf 3



Sektor-Diagramm (Rest) Lauf 3



Rg.	Nr.	Sektor 1	Sektor 2	Sektor 3	Speed Ziel	Laufzeit	Speed (Lauf)	
1	245	POINSIGNON Yannick		CG Simca B1200S Turbo				
		Lauf 1:	00:20.888	00:28.983	00:10.362	135,12 km/h	01:00.233	110,57 km/h
		Lauf 2:	00:20.886	00:29.402	00:10.402	135,42 km/h	01:00.690	109,74 km/h
		Lauf 3:	*	*	*	* km/h	*	* km/h



European Hill Race
Bergrennen Eschdorf
2. - 4. Mai 2014
Luxemburger Bergmeisterschaft 2014
Deutsche Bergmeisterschaft 2014



Sektorzeiten & Speeds - Groupe E1-National+E1-FIA+E1-EX Classe 24: +2000-3000 ccm

Rg.	Nr.	Sektor 1	Sektor 2	Sektor 3	Speed Ziel	Laufzeit	Speed (Lauf)
2	246	DUBOIS Anthony	Scora Maxi Renault turbo				
		Lauf 1: 00:20.977	00:32.260	00:11.165	126,13 km/h	01:04.402	103,41 km/h
		Lauf 2: 00:20.559	00:31.000	00:10.805	122,92 km/h	01:02.364	106,79 km/h
		Lauf 3: *	*	*	* km/h	*	* km/h
3	248	FRANK René	BMW M3				
		Lauf 1: 00:23.140	00:32.308	00:11.504	114,99 km/h	01:06.952	99,48 km/h
		Lauf 2: 00:21.745	00:31.309	00:11.423	122,78 km/h	01:04.477	103,29 km/h
		Lauf 3: *	*	*	* km/h	*	* km/h
4	249	FAVRE Bertrand	BMW E30				
		Lauf 1: 00:22.122	00:32.012	00:11.652	121,32 km/h	01:05.786	101,24 km/h
		Lauf 2: 00:22.108	00:31.726	00:11.698	122,19 km/h	01:05.532	101,63 km/h
		Lauf 3: *	*	*	* km/h	*	* km/h
5	252	OSTERMANN Thomas	BMW E30 Hartge				
		Lauf 1: 00:23.384	00:34.583	00:11.831	108,56 km/h	01:09.798	95,42 km/h
		Lauf 2: 00:22.264	00:33.515	00:11.389	110,02 km/h	01:07.168	99,15 km/h
		Lauf 3: *	*	*	* km/h	*	* km/h
6	247	MURRAY Keith	Audi 80 Turbo				
		Lauf 1: 00:21.120	*	*	* km/h	A	* km/h
		Lauf 2: 00:20.751	00:33.882	00:12.698	83,81 km/h	01:07.331	98,91 km/h
		Lauf 3: *	*	*	* km/h	*	* km/h
7	259	LERUTH Jean	Honda Integra Type R				
		Lauf 1: 00:23.108	00:33.255	00:11.985	97,60 km/h	01:08.348	97,44 km/h
		Lauf 2: 00:23.140	00:32.931	00:11.727	110,68 km/h	01:07.798	98,23 km/h
		Lauf 3: *	*	*	* km/h	*	* km/h
8	255	CIUCA Romain	Opel Kadett C				
		Lauf 1: 00:22.645	00:34.501	00:11.517	112,95 km/h	01:08.663	97,00 km/h
		Lauf 2: 00:22.512	00:33.852	00:11.507	114,31 km/h	01:07.871	98,13 km/h
		Lauf 3: *	*	*	* km/h	*	* km/h
9	256	DE SUTTER Jean	Lotus Exige				
		Lauf 1: 00:24.193	00:36.107	00:12.347	101,75 km/h	01:12.647	91,68 km/h
		Lauf 2: 00:23.398	00:35.239	00:12.060	107,12 km/h	01:10.697	94,21 km/h
		Lauf 3: *	*	*	* km/h	*	* km/h
10	257	DEVILLET Pit	BMW M3 e36				
		Lauf 1: *	*	*	* km/h	*	* km/h
		Lauf 2: 00:27.070	00:38.023	00:12.915	99,26 km/h	01:18.008	85,38 km/h
		Lauf 3: *	*	*	* km/h	*	* km/h
11	258	CARTIAUX Dany	Opel Commodore B				
		Lauf 1: 00:29.613	00:46.613	00:14.635	92,26 km/h	01:30.861	73,30 km/h
		Lauf 2: 00:26.047	00:40.650	00:12.858	104,18 km/h	01:19.555	83,72 km/h
		Lauf 3: *	*	*	* km/h	*	* km/h

