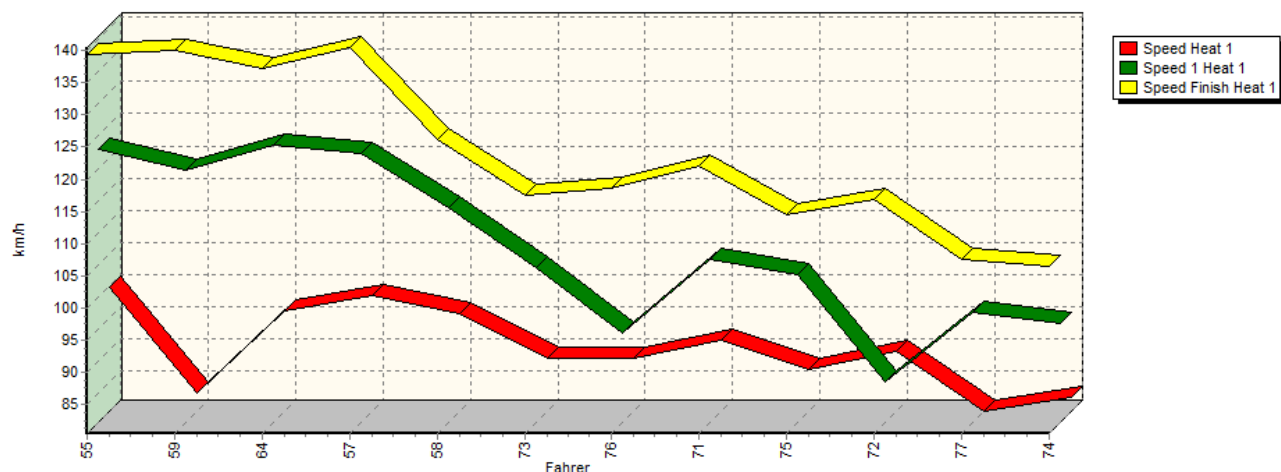


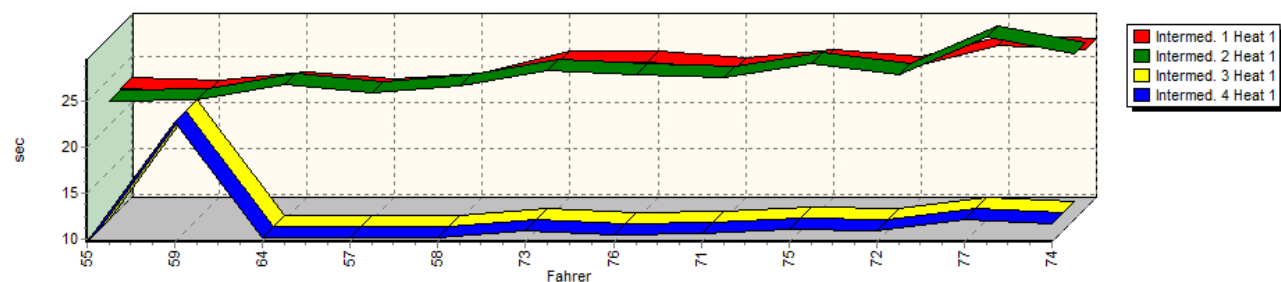


Intermediates & Speeds - Category 1 Production Cars Group A

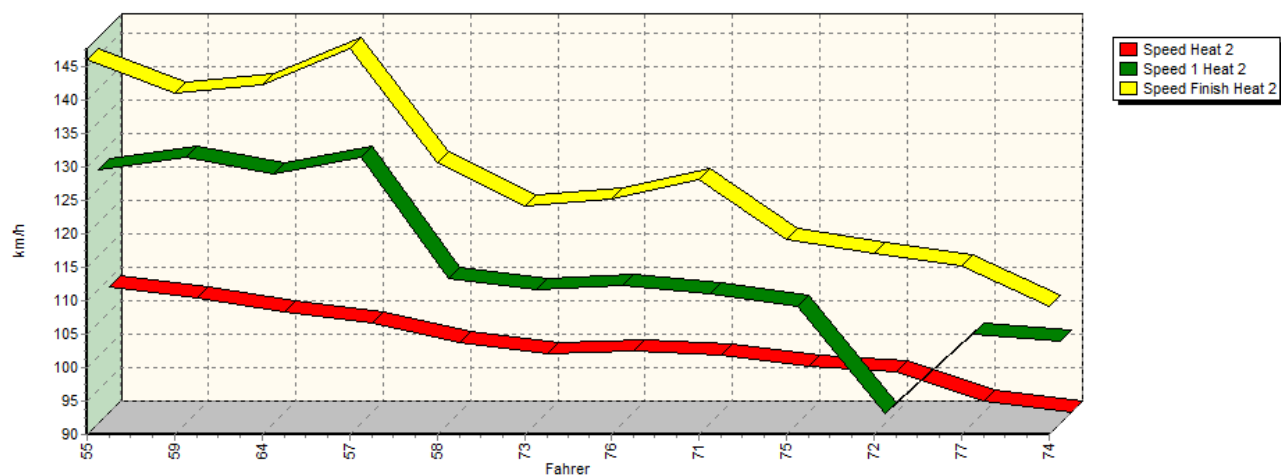
Speed-Diagramm Lauf 1



Sektor-Diagramm (Rest) Lauf 1



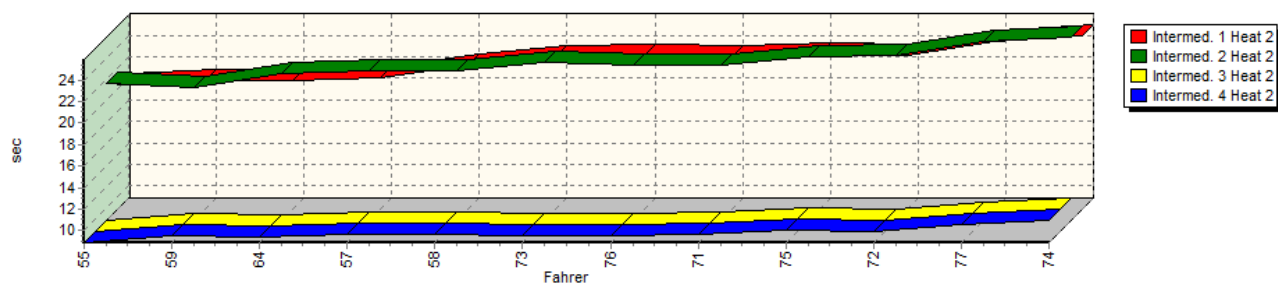
Speed-Diagramm Lauf 2



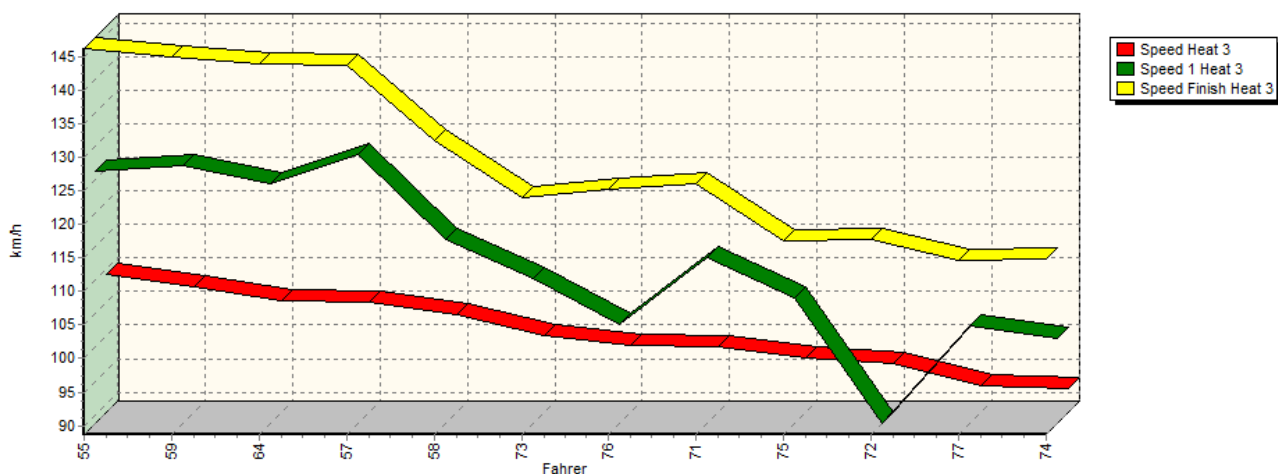


Intermediates & Speeds - Category 1 Production Cars Group A

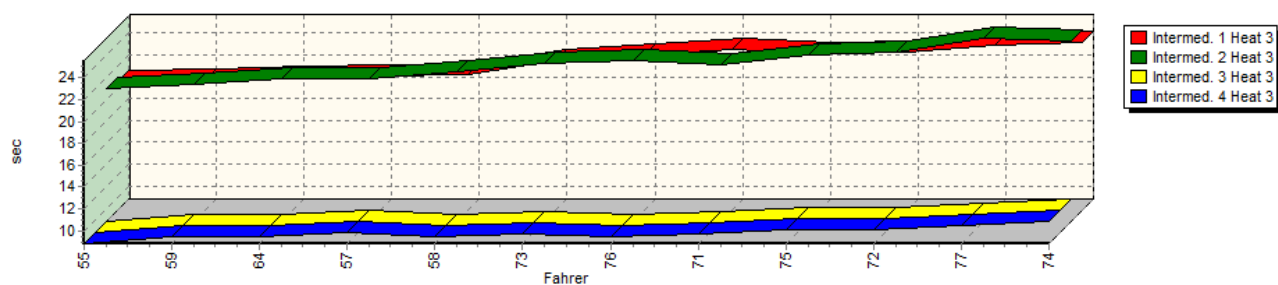
Sektor-Diagramm (Rest) Lauf 2



Speed-Diagramm Lauf 3



Sektor-Diagramm (Rest) Lauf 3



Rk.	No.		Intermed. 1	Intermed. 2	Speed 1	Intermed. 3	Intermed. 4	Speed Finish	Time	Avg. Speed
1	55	MALY Jaromir	Mitsubishi Lancer Evo VIII							
		Heat 1:	00:22.814	00:22.685	139,29 km/h	00:09.645	00:11.558	122,86 km/h	01:06.702	99,85 km/h
		Heat 2:	00:20.448	00:21.561	146,20 km/h	00:08.866	00:10.339	128,03 km/h	01:01.214	108,80 km/h
		Heat 3:	00:20.551	00:20.934	146,21 km/h	00:08.813	00:10.638	126,20 km/h	01:00.936	109,29 km/h

CLASSIFICATIONS

Eschdorf (LUX) | 11-12.10.2014



Intermediates & Speeds - Category 1 Production Cars Group A

Rk.	No.		Intermed. 1	Intermed. 2	Speed 1	Intermed. 3	Intermed. 4	Speed Finish	Time	Avg. Speed
2	59	SCHWEIGER Christian	Mitsubishi Lancer Evo VIII							
		Heat 1:	00:22.428	00:22.721	140,08 km/h	00:22.837	00:11.978	119,77 km/h	01:19.964	83,29 km/h
		Heat 2:	00:20.846	00:21.219	141,07 km/h	00:09.541	00:10.586	129,74 km/h	01:02.192	107,09 km/h
		Heat 3:	00:20.704	00:21.301	144,94 km/h	00:09.484	00:10.572	127,19 km/h	01:02.061	107,31 km/h
3	64	MASZCZYK Krzysztof	Mitsubishi Lancer Evo							
		Heat 1:	00:23.331	00:24.476	137,17 km/h	00:10.139	00:11.378	123,63 km/h	01:09.324	96,07 km/h
		Heat 2:	00:20.840	00:22.568	142,45 km/h	00:09.393	00:10.634	127,25 km/h	01:03.435	104,99 km/h
		Heat 3:	00:21.029	00:21.838	143,98 km/h	00:09.456	00:10.955	124,36 km/h	01:03.278	105,25 km/h
4	57	VOJACEK Lukas	Mitsubishi Lancer Evo VIII							
		Heat 1:	00:22.559	00:23.505	140,46 km/h	00:10.029	00:11.561	122,31 km/h	01:07.654	98,44 km/h
		Heat 2:	00:21.024	00:22.806	147,77 km/h	00:09.701	00:10.855	129,74 km/h	01:04.386	103,44 km/h
		Heat 3:	00:21.065	00:21.912	143,74 km/h	00:09.823	00:10.620	128,69 km/h	01:03.420	105,01 km/h
5	58	PEDRONI Gabriella	Mitsubishi Lancer Evo VIII							
		Heat 1:	00:23.203	00:24.310	126,12 km/h	00:10.130	00:11.981	113,93 km/h	01:09.624	95,66 km/h
		Heat 2:	00:22.320	00:22.838	130,72 km/h	00:09.669	00:11.457	111,64 km/h	01:06.284	100,48 km/h
		Heat 3:	00:21.285	00:22.458	132,58 km/h	00:09.443	00:11.359	116,08 km/h	01:04.545	103,18 km/h
6	73	STARCK Corentin	Renault Clio 3 Cup							
		Heat 1:	00:25.620	00:25.952	117,54 km/h	00:10.821	00:12.611	104,59 km/h	01:15.004	88,80 km/h
		Heat 2:	00:23.083	00:23.522	124,20 km/h	00:09.576	00:11.259	109,97 km/h	01:07.440	98,75 km/h
		Heat 3:	00:22.473	00:23.263	124,08 km/h	00:09.648	00:11.176	110,27 km/h	01:06.560	100,06 km/h
7	76	DONKELS Daniel	Renault Clio 3 Cup							
		Heat 1:	00:25.661	00:25.527	118,63 km/h	00:10.390	00:13.504	94,41 km/h	01:15.082	88,70 km/h
		Heat 2:	00:23.126	00:23.356	125,25 km/h	00:09.532	00:11.098	110,75 km/h	01:07.112	99,24 km/h
		Heat 3:	00:23.045	00:23.480	125,22 km/h	00:09.473	00:11.586	103,34 km/h	01:07.584	98,54 km/h
8	71	ARELLANO Hugo	Citroën DS3 R3T							
		Heat 1:	00:24.884	00:25.187	122,05 km/h	00:10.574	00:12.175	105,92 km/h	01:12.820	91,46 km/h
		Heat 2:	00:23.093	00:23.298	128,22 km/h	00:09.690	00:11.528	109,37 km/h	01:07.609	98,51 km/h
		Heat 3:	00:23.477	00:23.098	126,13 km/h	00:09.667	00:11.492	113,49 km/h	01:07.734	98,33 km/h
9	75	GOEDERT Georges	Renault Clio 3 Cup							
		Heat 1:	00:25.784	00:26.720	114,40 km/h	00:11.011	00:12.973	103,35 km/h	01:16.488	87,07 km/h
		Heat 2:	00:23.355	00:24.030	119,12 km/h	00:10.011	00:11.379	107,48 km/h	01:08.775	96,84 km/h
		Heat 3:	00:23.150	00:24.062	117,48 km/h	00:10.121	00:11.464	107,34 km/h	01:08.797	96,81 km/h
10	72	BRUCKNER Gilles	Ford Fiesta							
		Heat 1:	00:25.050	00:25.491	116,88 km/h	00:10.814	00:12.765	86,69 km/h	01:14.120	89,86 km/h
		Heat 2:	00:23.229	00:24.212	117,15 km/h	00:09.959	00:11.875	91,52 km/h	01:09.275	96,14 km/h
		Heat 3:	00:23.274	00:24.311	117,67 km/h	00:10.037	00:11.832	88,67 km/h	01:09.454	95,89 km/h
11	77	BECKER Sandra	Alfa Romeo 147							
		Heat 1:	00:27.432	00:29.637	107,66 km/h	00:12.074	00:13.572	97,52 km/h	01:22.715	80,52 km/h
		Heat 2:	00:24.528	00:25.535	115,21 km/h	00:10.567	00:12.000	103,34 km/h	01:12.630	91,70 km/h
		Heat 3:	00:23.958	00:25.587	114,55 km/h	00:10.503	00:11.898	103,15 km/h	01:11.946	92,57 km/h
12	74	PAVLU Dominik	Renault Clio 3 Sport							
		Heat 1:	00:27.056	00:27.762	106,45 km/h	00:11.638	00:14.076	95,78 km/h	01:20.532	82,70 km/h
		Heat 2:	00:25.002	00:25.898	109,11 km/h	00:10.979	00:12.125	102,23 km/h	01:14.004	90,00 km/h
		Heat 3:	00:24.201	00:25.377	114,80 km/h	00:10.829	00:11.884	101,37 km/h	01:12.291	92,13 km/h



Yves Thommes (Clerk of the course)
12.10.2014 - 15:43



Thomas Stoll (Timekeeper)
Page: 3 of 3