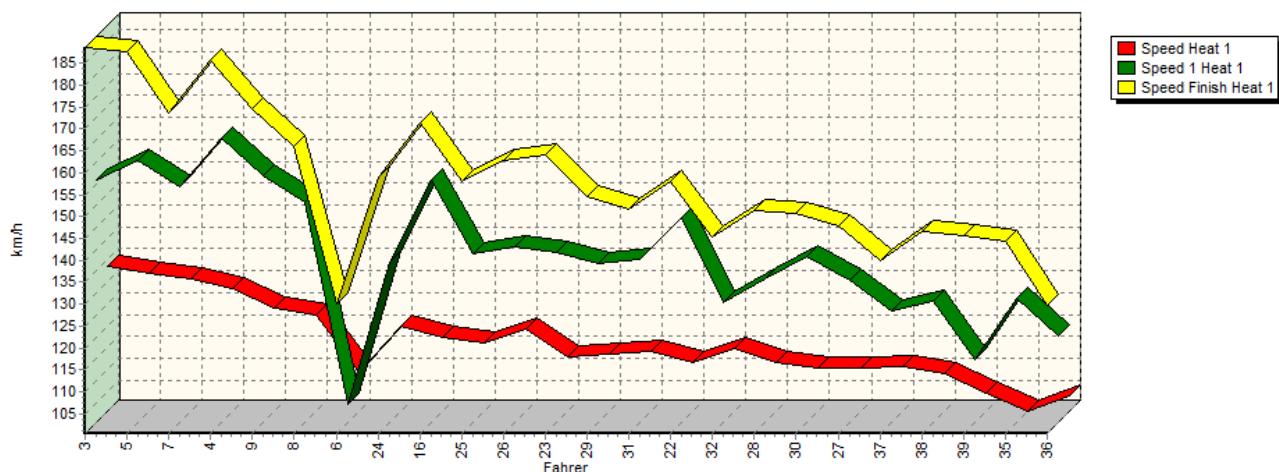


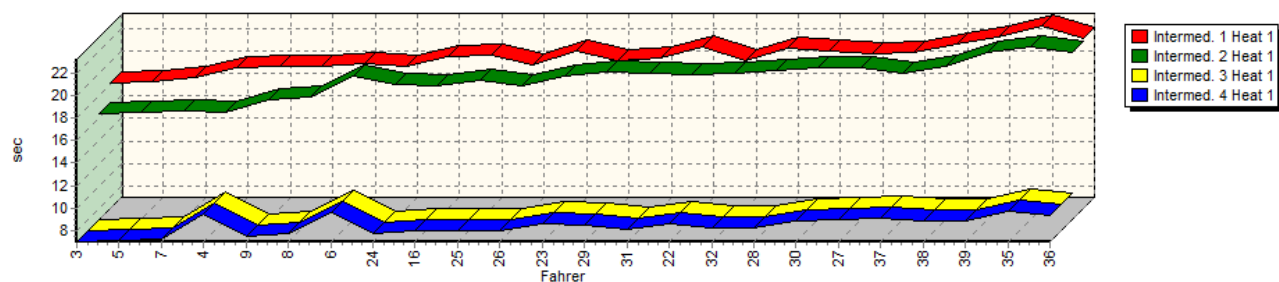


### Intermediates & Speeds - Category 2 Competition Cars Group E2-SS

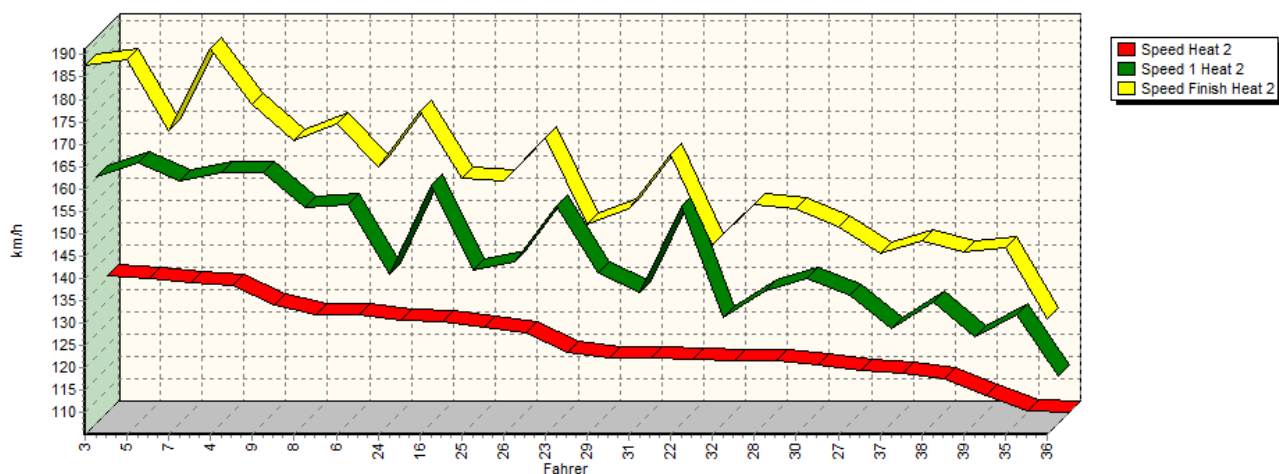
Speed-Diagramm Lauf 1



Sektor-Diagramm (Rest) Lauf 1



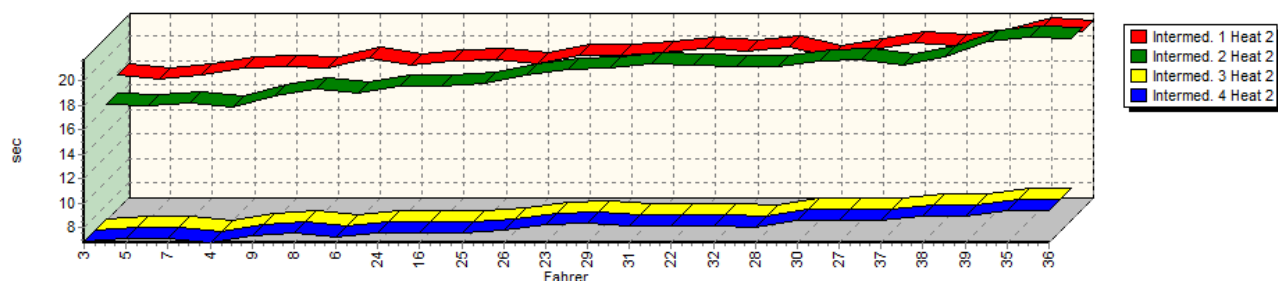
Speed-Diagramm Lauf 2



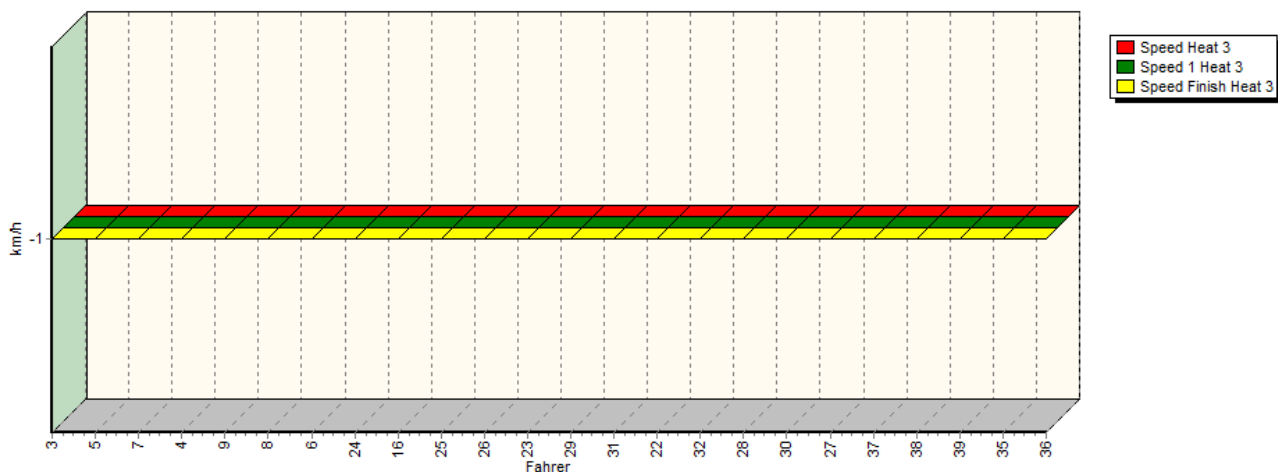


### Intermediates & Speeds - Category 2 Competition Cars Group E2-SS

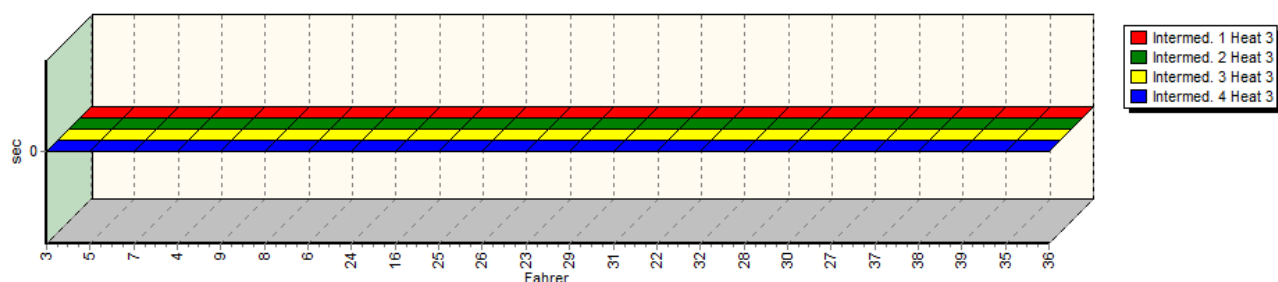
Sektor-Diagramm (Rest) Lauf 2



Speed-Diagramm Lauf 3



Sektor-Diagramm (Rest) Lauf 3



Rk.	No.	Intermed. 1	Intermed. 2	Speed 1	Intermed. 3	Intermed. 4	Speed Finish	Time	Avg. Speed	
1	3	<b>BERGUERAND Eric</b>		Lola B99-Cosworth						
		Heat 1:	00:18.134	00:16.377	188,54 km/h	00:07.006	00:08.388	155,79 km/h	00:49.905	133,45 km/h
		Heat 2:	00:17.820	00:16.230	187,51 km/h	00:06.885	00:08.178	160,07 km/h	00:49.113	135,60 km/h
		Heat 3:	*	*	* km/h	*	*	* km/h	*	* km/h

# CLASSIFICATIONS

Eschdorf (LUX) | 11-12.10.2014



FIA  
HILL CLIMB  
MASTERS

## Intermediates & Speeds - Category 2 Competition Cars Group E2-SS

Rk.	No.			Intermed. 1	Intermed. 2	Speed 1	Intermed. 3	Intermed. 4	Speed Finish	Time	Avg. Speed
2	5	<b>HAUSER David</b>			Wolf GB08F1						
		Heat 1:	00:18.246	00:16.519	187,50 km/h	00:07.108	00:08.549	160,21 km/h	00:50.422	132,09 km/h	
		Heat 2:	00:17.482	00:16.206	188,76 km/h	00:07.108	00:08.576	163,27 km/h	00:49.372	134,89 km/h	
		Heat 3:	*	*	* km/h	*	*	* km/h	*	* km/h	
3	7	<b>SCHATZ Geoffrey</b>			Reynard 95D-Mugen						
		Heat 1:	00:18.619	00:16.706	173,66 km/h	00:07.225	00:08.464	154,16 km/h	00:51.014	130,55 km/h	
		Heat 2:	00:17.760	00:16.406	173,07 km/h	00:07.164	00:08.383	159,41 km/h	00:49.713	133,97 km/h	
		Heat 3:	*	*	* km/h	*	*	* km/h	*	* km/h	
4	4	<b>BENES Milos</b>			Osella FA30-Zytek						
		Heat 1:	00:19.510	00:16.575	185,66 km/h	00:09.438	00:25.207	165,25 km/h	00:51.854	128,44 km/h	
		Heat 2:	00:18.366	00:16.088	191,38 km/h	00:06.788	00:08.620	161,12 km/h	00:49.862	133,57 km/h	
		Heat 3:	*	*	* km/h	*	*	* km/h	*	* km/h	
5	9	<b>RIVA Tiziano</b>			Reynard 92D-Cosworth						
		Heat 1:	00:19.677	00:17.628	174,49 km/h	00:07.465	00:08.910	156,69 km/h	00:53.680	124,07 km/h	
		Heat 2:	00:18.471	00:16.971	178,90 km/h	00:07.334	00:08.830	161,25 km/h	00:51.606	129,06 km/h	
		Heat 3:	*	*	* km/h	*	*	* km/h	*	* km/h	
6	8	<b>THOMAS Alban</b>			Reynard 01KL-Mugen						
		Heat 1:	00:19.620	00:17.944	165,98 km/h	00:07.693	00:09.152	150,73 km/h	00:54.409	122,40 km/h	
		Heat 2:	00:18.294	00:17.517	170,94 km/h	00:07.629	00:09.070	153,47 km/h	00:52.510	126,83 km/h	
		Heat 3:	*	*	* km/h	*	*	* km/h	*	* km/h	
7	6	<b>BORMOLINI Fausto</b>			Reynard K02-Mugen						
		Heat 1:	00:19.818	00:19.734	130,06 km/h	00:09.581	00:11.727	104,61 km/h	01:00.860	109,43 km/h	
		Heat 2:	00:19.099	00:17.221	174,45 km/h	00:07.196	00:09.036	153,83 km/h	00:52.552	126,73 km/h	
		Heat 3:	*	*	* km/h	*	*	* km/h	*	* km/h	
8	24	<b>RITCHEN Billy</b>			Dallara F303-05-Mercedes						
		Heat 1:	00:19.613	00:18.973	159,07 km/h	00:07.713	00:09.186	137,18 km/h	00:55.485	120,03 km/h	
		Heat 2:	00:18.515	00:17.808	164,92 km/h	00:07.607	00:09.087	138,43 km/h	00:53.017	125,62 km/h	
		Heat 3:	*	*	* km/h	*	*	* km/h	*	* km/h	
9	16	<b>ROLLINGER Tommy</b>			Osella FA30-Zytek						
		Heat 1:	00:20.487	00:18.875	171,25 km/h	00:08.043	00:09.396	155,80 km/h	00:56.801	117,25 km/h	
		Heat 2:	00:18.876	00:17.824	177,42 km/h	00:07.540	00:08.966	158,44 km/h	00:53.206	125,17 km/h	
		Heat 3:	*	*	* km/h	*	*	* km/h	*	* km/h	
10	25	<b>BUCKINGHAM Paul</b>			Dallara F305/7-Mercedes HWA						
		Heat 1:	00:20.647	00:19.422	158,12 km/h	00:07.968	00:09.384	139,10 km/h	00:57.421	115,98 km/h	
		Heat 2:	00:19.066	00:18.022	162,38 km/h	00:07.597	00:09.060	139,33 km/h	00:53.745	123,92 km/h	
		Heat 3:	*	*	* km/h	*	*	* km/h	*	* km/h	
11	26	<b>LOEUILLEUX Anthony</b>			Tatuus Formula Master-Honda						
		Heat 1:	00:19.763	00:18.899	162,69 km/h	00:07.986	00:09.237	140,42 km/h	00:55.885	119,17 km/h	
		Heat 2:	00:18.681	00:18.689	161,73 km/h	00:07.786	00:09.063	141,20 km/h	00:54.219	122,83 km/h	
		Heat 3:	*	*	* km/h	*	*	* km/h	*	* km/h	
12	23	<b>ROASIO Maurizio</b>			Osella FA30-Zytek						
		Heat 1:	00:20.978	00:19.687	164,06 km/h	00:08.617	00:09.748	139,32 km/h	00:59.030	112,83 km/h	
		Heat 2:	00:19.364	00:19.181	171,43 km/h	00:08.272	00:09.409	153,65 km/h	00:56.226	118,45 km/h	
		Heat 3:	*	*	* km/h	*	*	* km/h	*	* km/h	
13	29	<b>DEBRUYNE Frank</b>			Dallara F303-Opel						
		Heat 1:	00:20.080	00:20.144	154,61 km/h	00:08.505	00:09.963	136,85 km/h	00:58.692	113,47 km/h	
		Heat 2:	00:19.327	00:19.313	151,97 km/h	00:08.356	00:09.777	138,85 km/h	00:56.773	117,31 km/h	
		Heat 3:	*	*	* km/h	*	*	* km/h	*	* km/h	



# CLASSIFICATIONS

Eschdorf (LUX) | 11-12.10.2014



FIA  
HILL CLIMB  
MASTERS

## Intermediates & Speeds - Category 2 Competition Cars Group E2-SS

Rk.	No.	Intermed. 1		Intermed. 2	Speed 1	Intermed. 3	Intermed. 4	Speed Finish	Time	Avg. Speed
14	31	<b>SVOBODA Milan</b>		Dallara JSC 302-Opel						
		Heat 1:	00:20.305	00:20.024	151,82 km/h	00:08.159	00:09.883	137,69 km/h	00:58.371	114,10 km/h
		Heat 2:	00:19.544	00:19.592	155,48 km/h	00:08.137	00:09.564	134,32 km/h	00:56.837	117,18 km/h
		Heat 3:	*	*	* km/h	*	*	* km/h	*	* km/h
15	22	<b>PITORRI Maurizio</b>		Osella FA30-Zytek						
		Heat 1:	00:21.376	00:19.834	158,15 km/h	00:08.591	00:09.921	147,10 km/h	00:59.722	111,52 km/h
		Heat 2:	00:19.932	00:19.504	167,69 km/h	00:08.172	00:09.426	153,60 km/h	00:57.034	116,77 km/h
		Heat 3:	*	*	* km/h	*	*	* km/h	*	* km/h
16	32	<b>TRNKA Petr</b>		Gloria C8FT-Yamaha						
		Heat 1:	00:20.074	00:20.026	145,42 km/h	00:08.209	00:09.682	127,95 km/h	00:57.991	114,85 km/h
		Heat 2:	00:19.690	00:19.376	147,48 km/h	00:08.118	00:09.879	128,71 km/h	00:57.063	116,71 km/h
		Heat 3:	*	*	* km/h	*	*	* km/h	*	* km/h
17	28	<b>CANTE Cécile</b>		Dallara F306-Mercedes						
		Heat 1:	00:21.204	00:20.205	151,47 km/h	00:08.235	00:10.023	133,27 km/h	00:59.667	111,62 km/h
		Heat 2:	00:20.085	00:19.417	156,34 km/h	00:08.008	00:09.640	134,64 km/h	00:57.150	116,54 km/h
		Heat 3:	*	*	* km/h	*	*	* km/h	*	* km/h
18	30	<b>NOVY Lubor</b>		Dallara JSC 302-Opel Spiess						
		Heat 1:	00:21.006	00:20.528	150,61 km/h	00:08.830	00:10.016	138,26 km/h	01:00.380	110,30 km/h
		Heat 2:	00:19.219	00:19.782	155,69 km/h	00:08.674	00:09.847	137,34 km/h	00:57.522	115,78 km/h
		Heat 3:	*	*	* km/h	*	*	* km/h	*	* km/h
19	27	<b>MANDL Anton</b>		Dallara F301-Opel Spiess						
		Heat 1:	00:20.759	00:20.450	148,00 km/h	00:08.964	00:10.141	132,82 km/h	01:00.314	110,42 km/h
		Heat 2:	00:19.838	00:19.924	151,43 km/h	00:08.571	00:09.898	133,79 km/h	00:58.231	114,37 km/h
		Heat 3:	*	*	* km/h	*	*	* km/h	*	* km/h
20	37	<b>MEIERS Robert</b>		Dallara F300-Toyota						
		Heat 1:	00:20.891	00:20.022	140,08 km/h	00:09.099	00:10.193	126,09 km/h	01:00.205	110,62 km/h
		Heat 2:	00:20.371	00:19.510	145,63 km/h	00:08.600	00:10.005	126,26 km/h	00:58.486	113,87 km/h
		Heat 3:	*	*	* km/h	*	*	* km/h	*	* km/h
21	38	<b>LINDEN Léon</b>		Dallara F304-Opel						
		Heat 1:	00:21.554	00:20.581	146,50 km/h	00:08.848	00:10.124	128,12 km/h	01:01.107	108,99 km/h
		Heat 2:	00:20.138	00:20.123	148,33 km/h	00:08.943	00:10.003	132,13 km/h	00:59.207	112,49 km/h
		Heat 3:	*	*	* km/h	*	*	* km/h	*	* km/h
22	39	<b>BRAQUET Roland</b>		Tatuus FR2000-Renault						
		Heat 1:	00:22.267	00:21.842	145,60 km/h	00:08.874	00:10.646	114,92 km/h	01:03.629	104,67 km/h
		Heat 2:	00:20.584	00:21.420	146,00 km/h	00:08.921	00:10.372	124,36 km/h	01:01.297	108,65 km/h
		Heat 3:	*	*	* km/h	*	*	* km/h	*	* km/h
23	35	<b>FOLTA Sebastian</b>		Lotus-Opel						
		Heat 1:	00:23.210	00:22.379	144,34 km/h	00:09.763	00:10.901	128,78 km/h	01:06.253	100,52 km/h
		Heat 2:	00:21.520	00:21.773	146,94 km/h	00:09.404	00:10.595	129,49 km/h	01:03.292	105,23 km/h
		Heat 3:	*	*	* km/h	*	*	* km/h	*	* km/h
24	36	<b>WOLPERT Mathieu</b>		BSR 389 F3-VW						
		Heat 1:	00:22.041	00:21.878	129,78 km/h	00:09.310	00:10.891	120,33 km/h	01:04.120	103,87 km/h
		Heat 2:	00:21.322	00:21.690	130,96 km/h	00:09.406	00:10.977	115,74 km/h	01:03.395	105,06 km/h
		Heat 3:	*	*	* km/h	*	*	* km/h	*	* km/h



UNION DES PILOTES  
LUXEMBOURG



Yves Thommes (Clerk of the course)  
12.10.2014 - 16:30



Thomas Stoll (Timekeeper)  
Page: 4 of 4