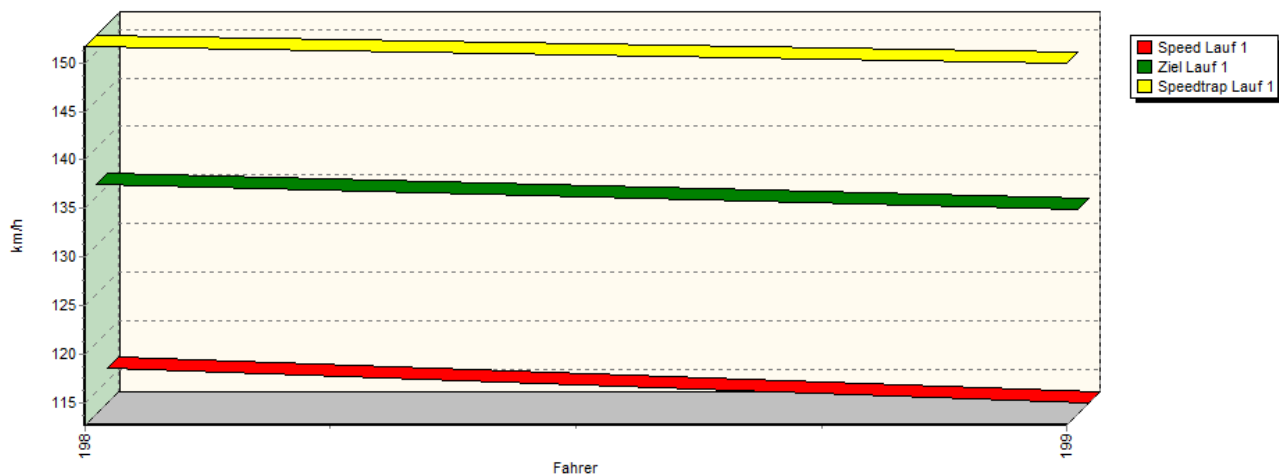
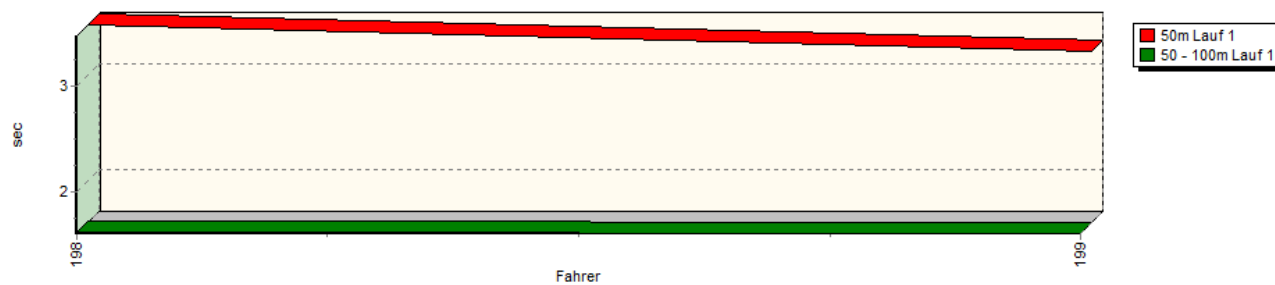


Sektorzeiten & Speeds - Rennen - Gruppen GT und E2-SH

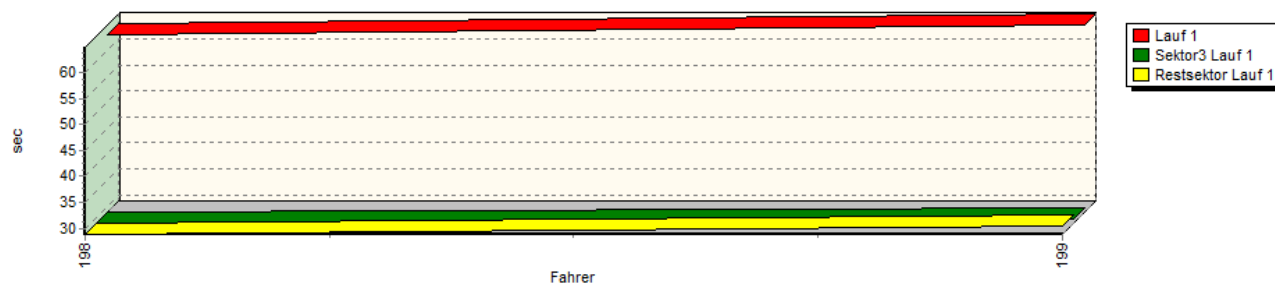
Speed-Diagramm Lauf 1



Sektor-Diagramm (Start) Lauf 1

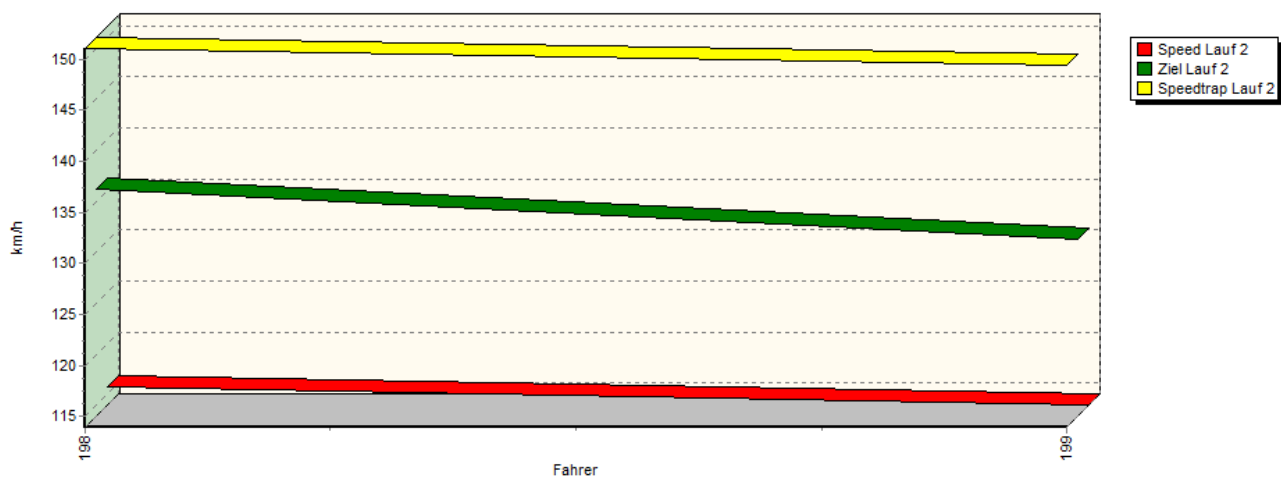


Sektor-Diagramm (Rest) Lauf 1

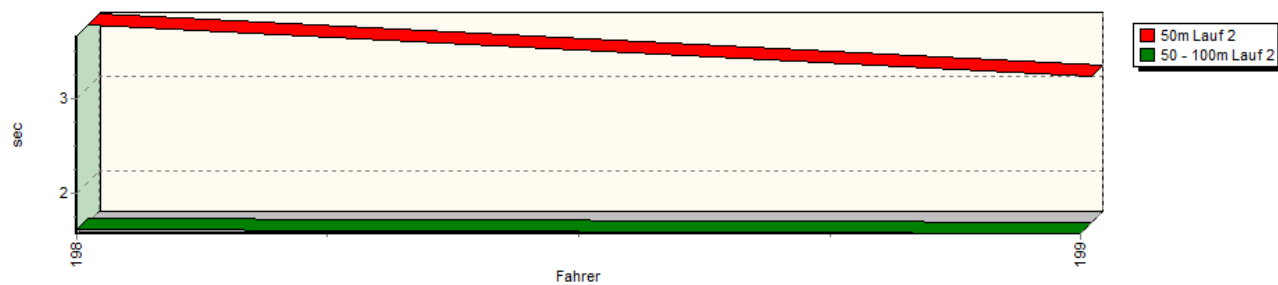


Sektorzeiten & Speeds - Rennen - Gruppen GT und E2-SH

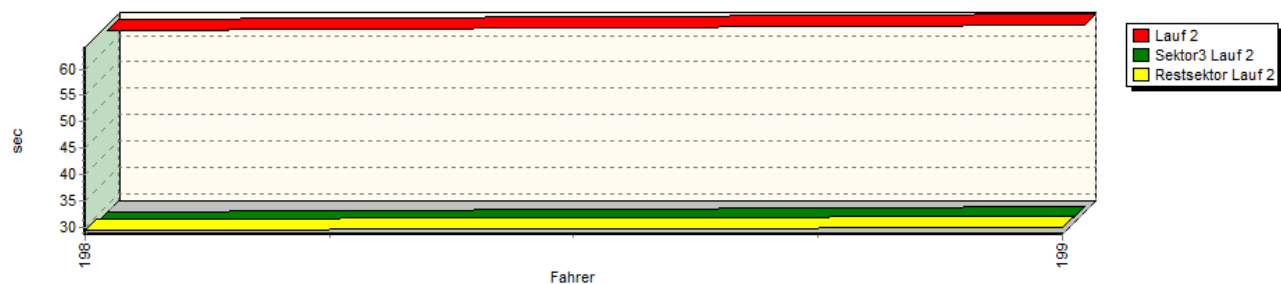
Speed-Diagramm Lauf 2



Sektor-Diagramm (Start) Lauf 2

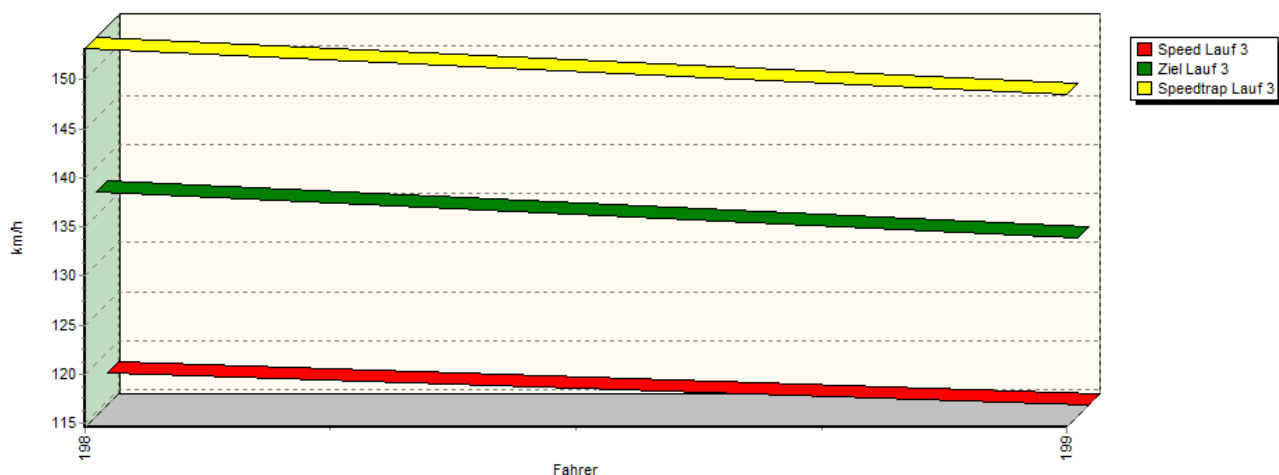


Sektor-Diagramm (Rest) Lauf 2

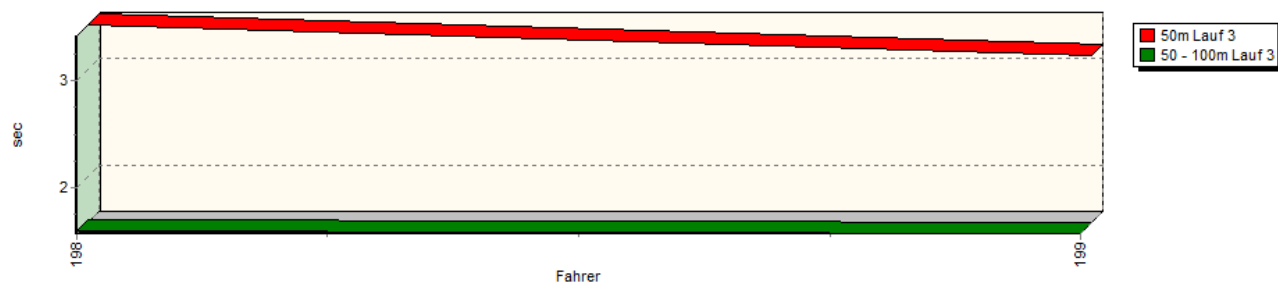


Sektorzeiten & Speeds - Rennen - Gruppen GT und E2-SH

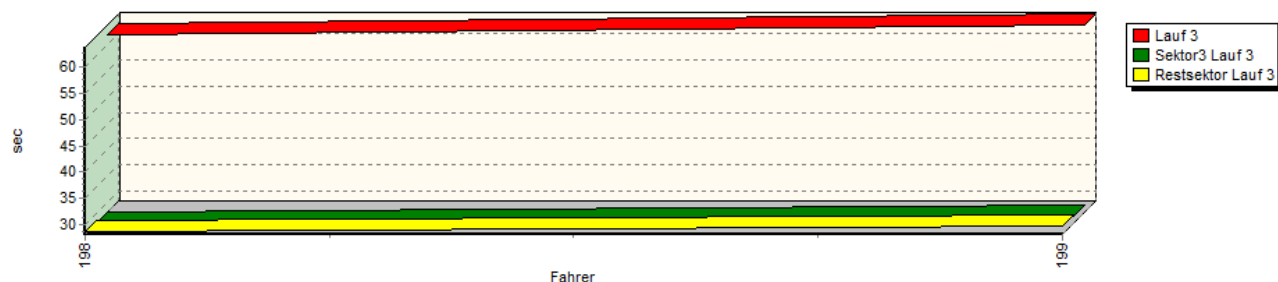
Speed-Diagramm Lauf 3



Sektor-Diagramm (Start) Lauf 3



Sektor-Diagramm (Rest) Lauf 3

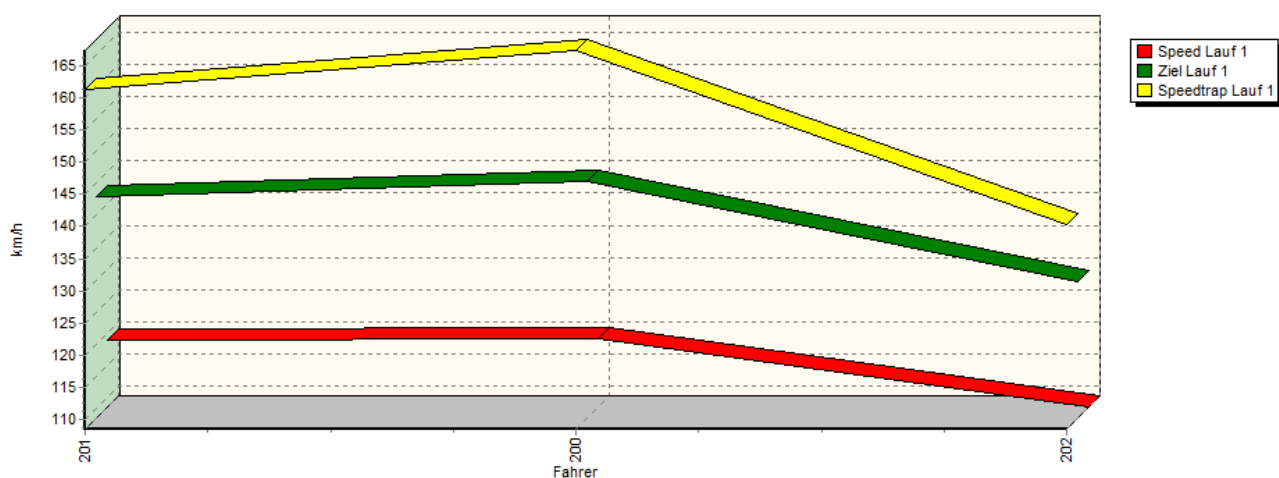


Rg.	Nr.	Sektor 1 (50m)	Sektor 2 (50-100m)	Sektor 3	Speed Trap	Sektor 4	Speed (Ziel)	Laufzeit	Speed (Lauf)	
1	198	WALKENHORST Henry		BMW Z4 GT3						
		Lauf 1:	00:03.485	00:01.602	00:28.818	151,67 km/h	00:28.926	136,28 km/h	01:02.831	116,31 km/h
		Lauf 2:	00:03.651	00:01.618	00:28.564	151,03 km/h	00:29.343	136,14 km/h	01:03.176	115,68 km/h
		Lauf 3:	00:03.417	00:01.604	00:28.171	153,17 km/h	00:28.834	137,43 km/h	01:02.026	117,82 km/h

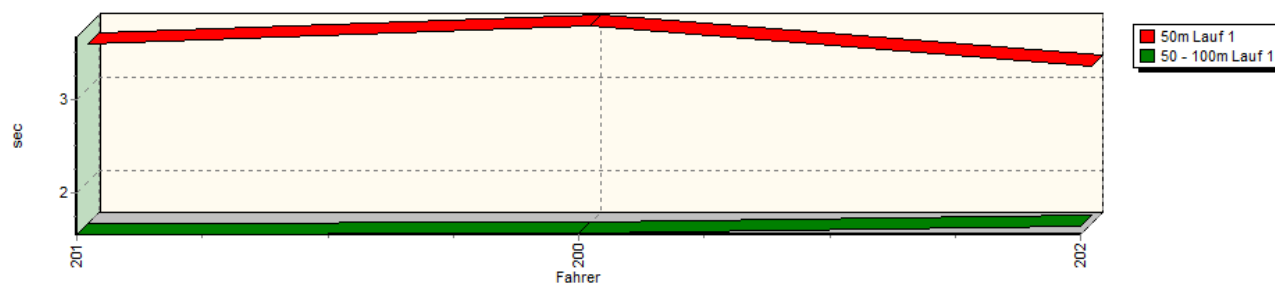
Sektorzeiten & Speeds - Rennen - Gruppen GT und E2-SH

Rg.	Nr.	Sektor 1 (50m)	Sektor 2 (50-100m)	Sektor 3	Speed Trap	Sektor 4	Speed (Ziel)	Laufzeit	Speed (Lauf)	
2	199	BODSON Yanick		Porsche 997 Cup						
		Lauf 1:	00:03.229	00:01.594	00:29.705	149,93 km/h	00:30.308	133,72 km/h	01:04.836	112,72 km/h
		Lauf 2:	00:03.116	00:01.574	00:29.616	149,34 km/h	00:29.822	131,22 km/h	01:04.128	113,96 km/h
		Lauf 3:	00:03.134	00:01.577	00:29.386	148,50 km/h	00:29.674	132,76 km/h	01:03.771	114,60 km/h

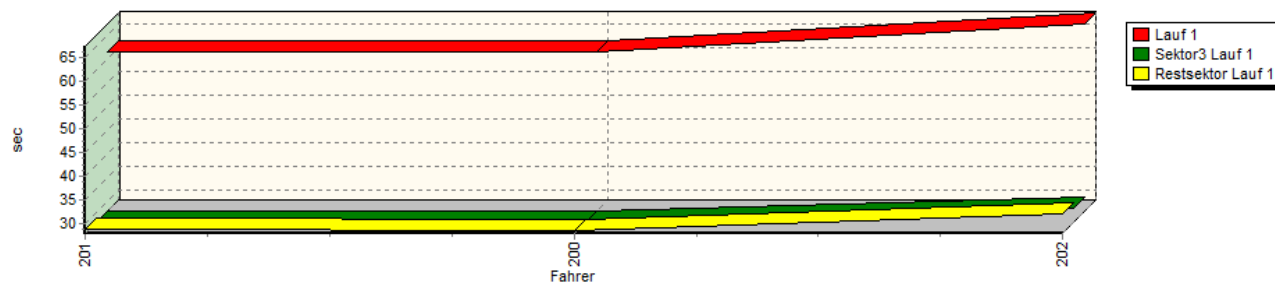
Speed-Diagramm Lauf 1



Sektor-Diagramm (Start) Lauf 1

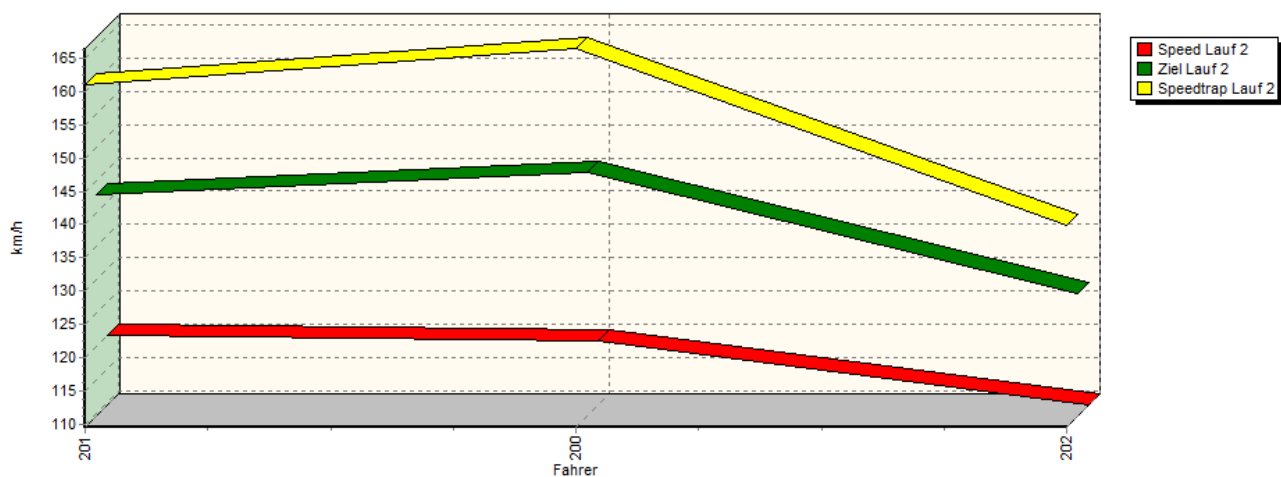


Sektor-Diagramm (Rest) Lauf 1

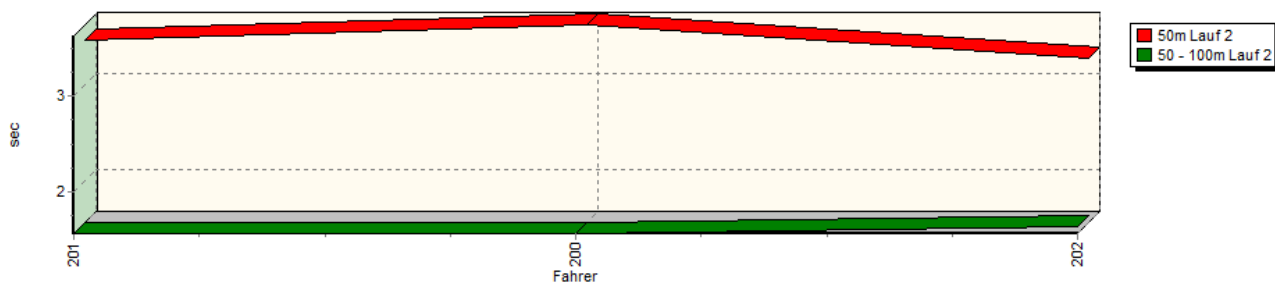


Sektorzeiten & Speeds - Rennen - Gruppen GT und E2-SH

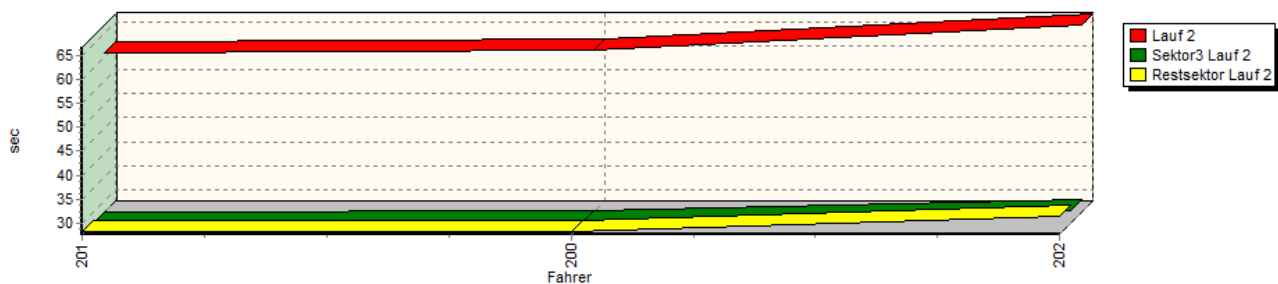
Speed-Diagramm Lauf 2



Sektor-Diagramm (Start) Lauf 2

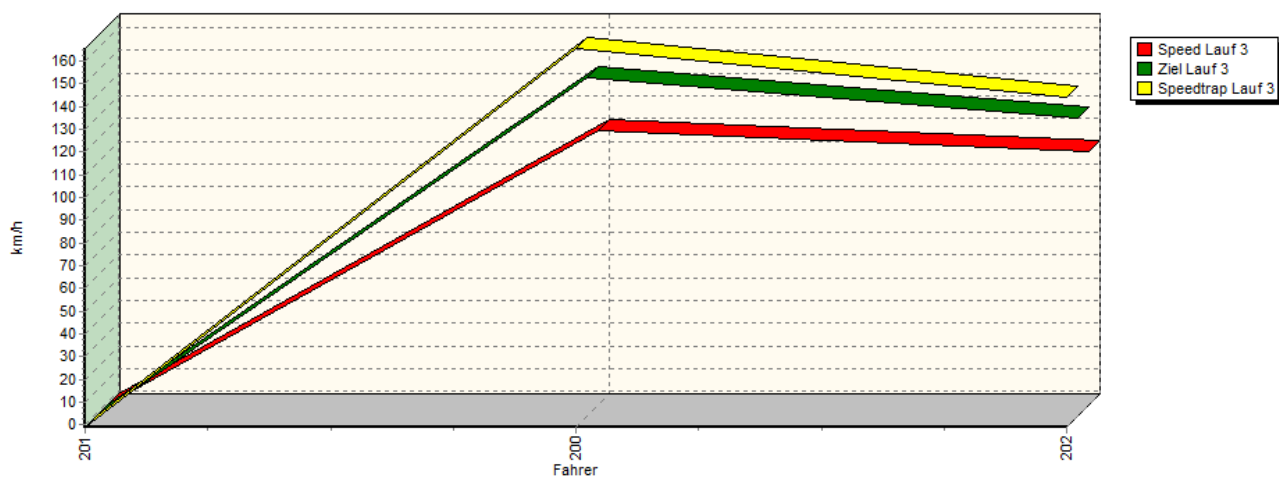


Sektor-Diagramm (Rest) Lauf 2

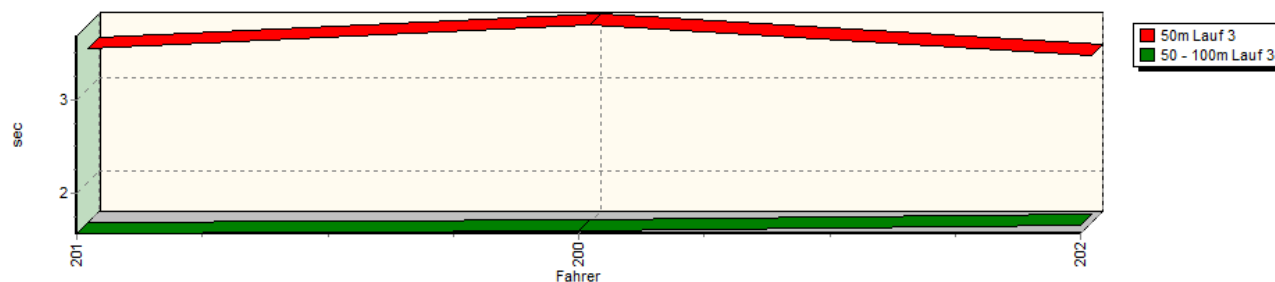


Sektorzeiten & Speeds - Rennen - Gruppen GT und E2-SH

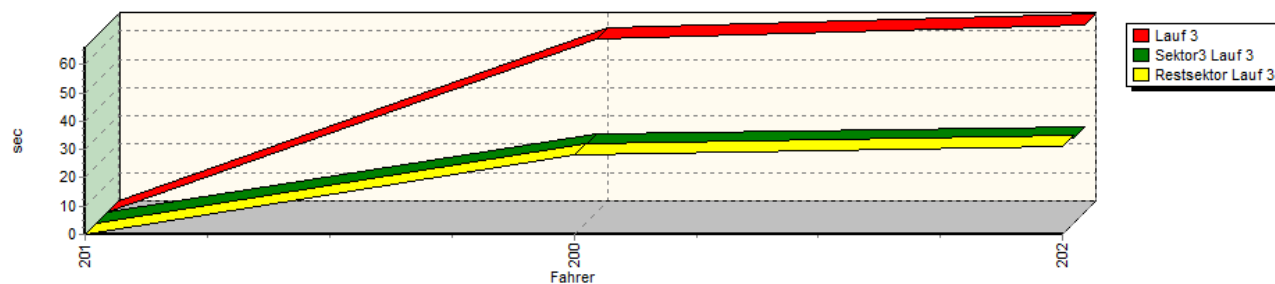
Speed-Diagramm Lauf 3



Sektor-Diagramm (Start) Lauf 3



Sektor-Diagramm (Rest) Lauf 3



Rg.	Nr.	Sektor 1 (50m)	Sektor 2 (50-100m)	Sektor 3	Speed Trap	Sektor 4	Speed (Ziel)	Laufzeit	Speed (Lauf)	
1	201	SCHMITT Sebastian		Opel Astra DTM V8						
		Lauf 1:	00:03.465	00:01.557	00:27.807	161,30 km/h	00:28.609	142,99 km/h	01:01.438	118,95 km/h
		Lauf 2:	00:03.460	00:01.559	00:27.671	161,05 km/h	00:28.214	142,83 km/h	01:00.904	119,99 km/h
		Lauf 3:	00:03.436	00:01.562	*	* km/h	*	* km/h	A	* km/h

Sektorzeiten & Speeds - Rennen - Gruppen GT und E2-SH

Rg.	Nr.		Sektor 1 (50m)	Sektor 2 (50-100m)	Sektor 3	Speed Trap	Sektor 4	Speed (Ziel)	Laufzeit	Speed (Lauf)
2	200	BRENNER Norbert		Opel Vectra GTS DTM V8						
		Lauf 1:	00:03.659	00:01.574	00:27.805	167,31 km/h	00:28.336	145,26 km/h	01:01.374	119,07 km/h
		Lauf 2:	00:03.626	00:01.561	00:27.981	166,40 km/h	00:28.159	146,22 km/h	01:01.327	119,16 km/h
		Lauf 3:	00:03.688	00:01.585	00:27.776	165,51 km/h	00:28.209	147,67 km/h	01:01.258	119,30 km/h
3	202	HOVEMANN Holger		Opel Kadett C V8 GTR						
		Lauf 1:	00:03.224	00:01.644	00:30.642	140,40 km/h	00:31.820	129,67 km/h	01:07.330	108,54 km/h
		Lauf 2:	00:03.271	00:01.629	00:30.287	139,97 km/h	00:31.480	128,07 km/h	01:06.667	109,62 km/h
		Lauf 3:	00:03.352	00:01.653	00:30.067	144,13 km/h	00:31.006	129,96 km/h	01:06.078	110,60 km/h