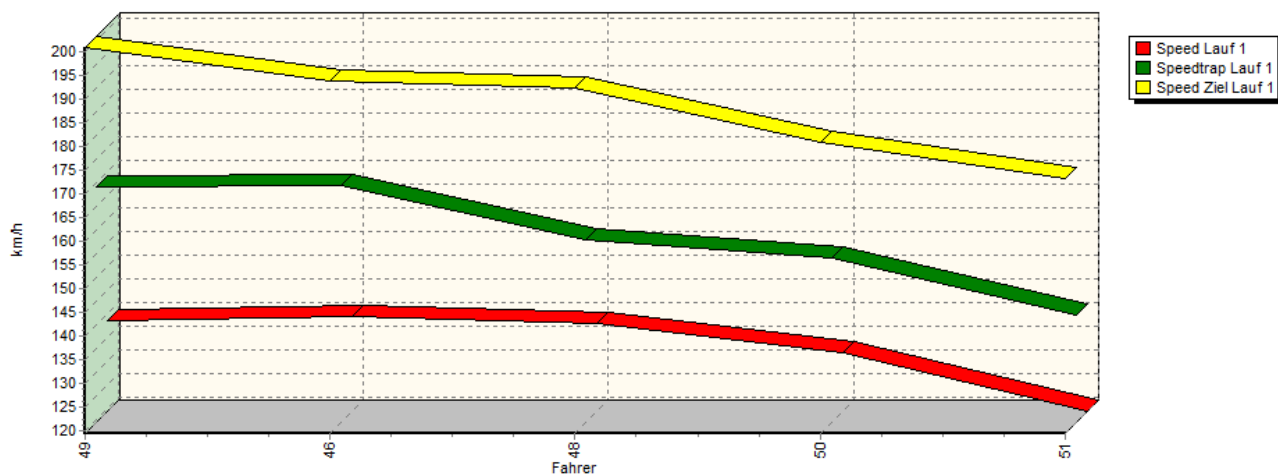
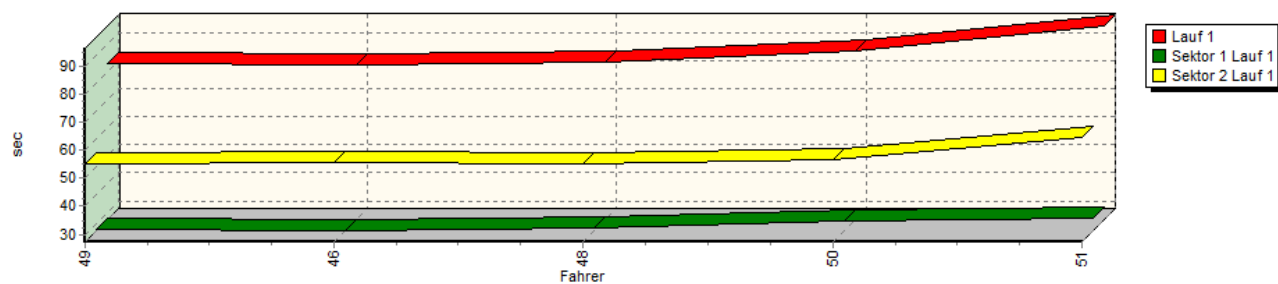


Sektorzeiten & Speeds - Rennen - Div. 4/5 Gruppe E2-SC

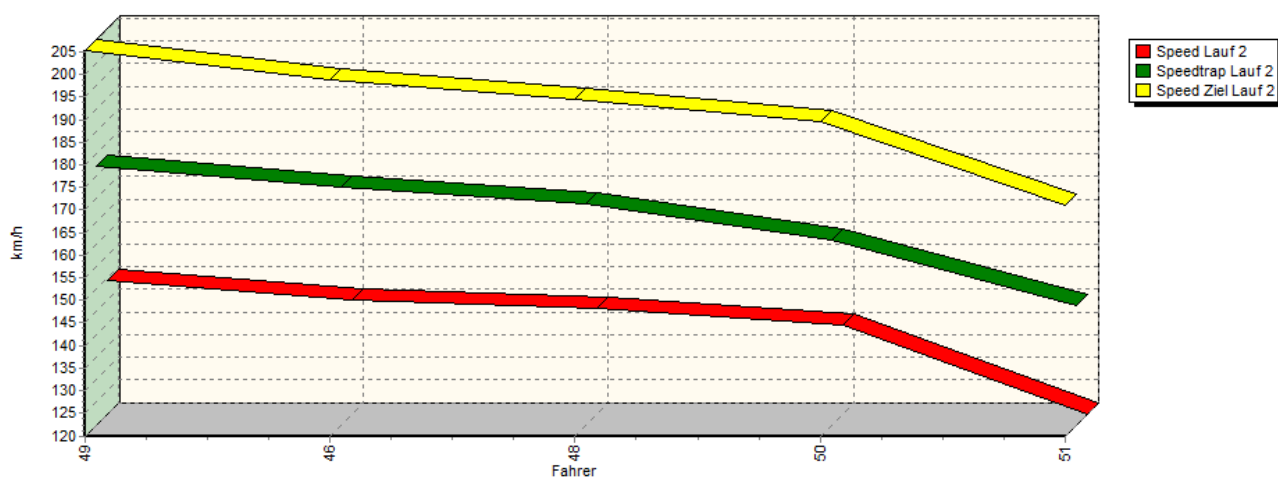
Speed-Diagramm Lauf 1



Sektor-Diagramm (Rest) Lauf 1

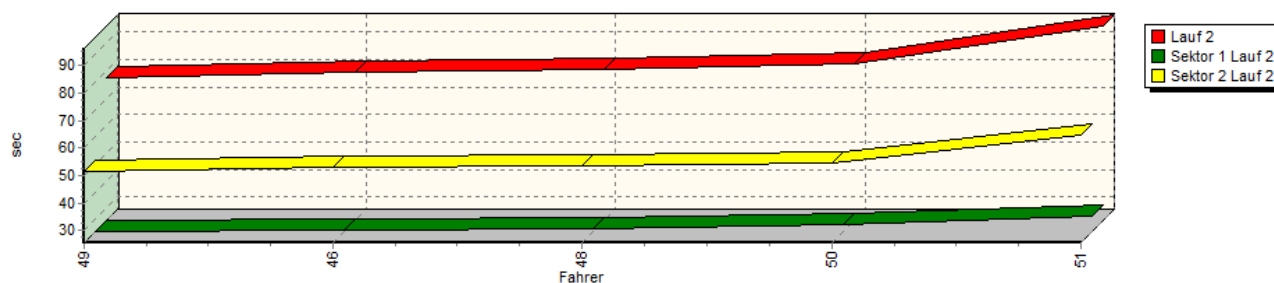


Speed-Diagramm Lauf 2

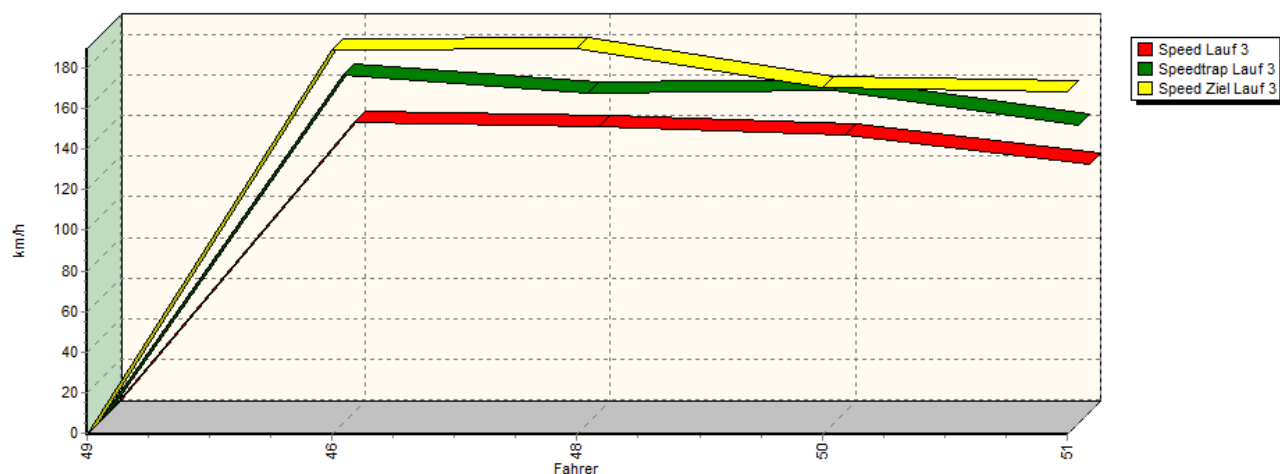


Sektorzeiten & Speeds - Rennen - Div. 4/5 Gruppe E2-SC

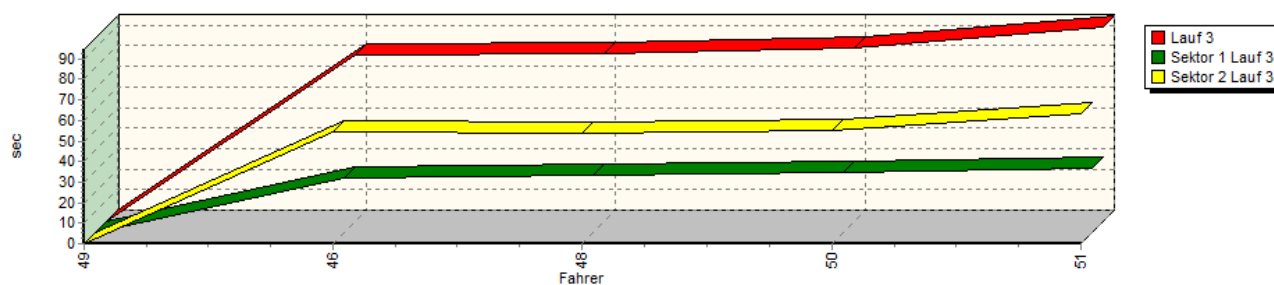
Sektor-Diagramm (Rest) Lauf 2



Speed-Diagramm Lauf 3



Sektor-Diagramm (Rest) Lauf 3

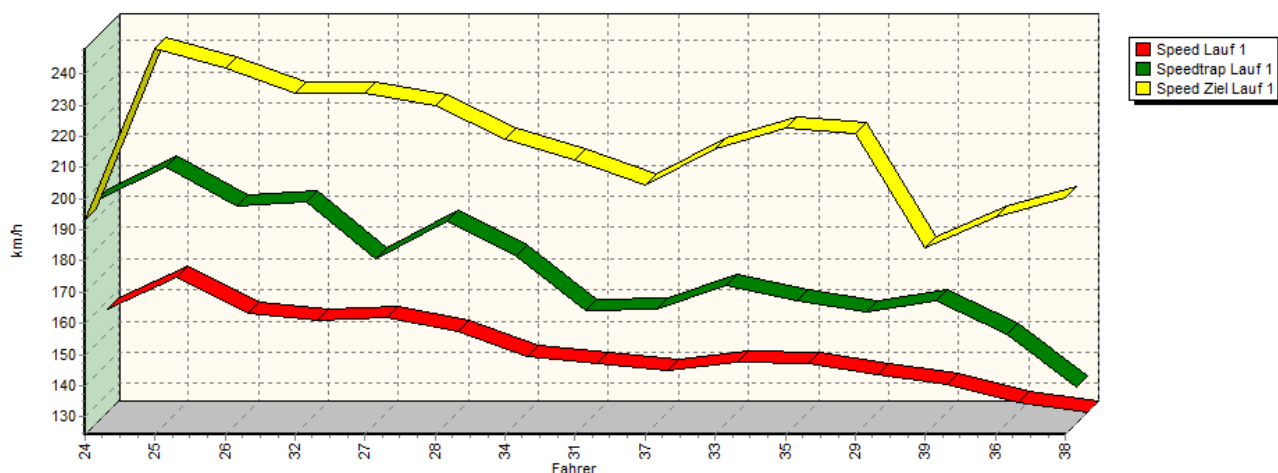


Rg.	Nr.	Sektor 1	Speed Trap	Sektor 2	Speed (Ziel)	Laufzeit	Speed (Lauf)	
1	49	VONDRAK Petr	Osella					
		Lauf 1:	00:27.855	169,06 km/h	00:55.327	200,89 km/h	01:23.182	138,49 km/h
		Lauf 2:	00:25.676	177,08 km/h	00:51.460	205,30 km/h	01:17.136	149,35 km/h
		Lauf 3:	*	* km/h	*	* km/h	A	* km/h

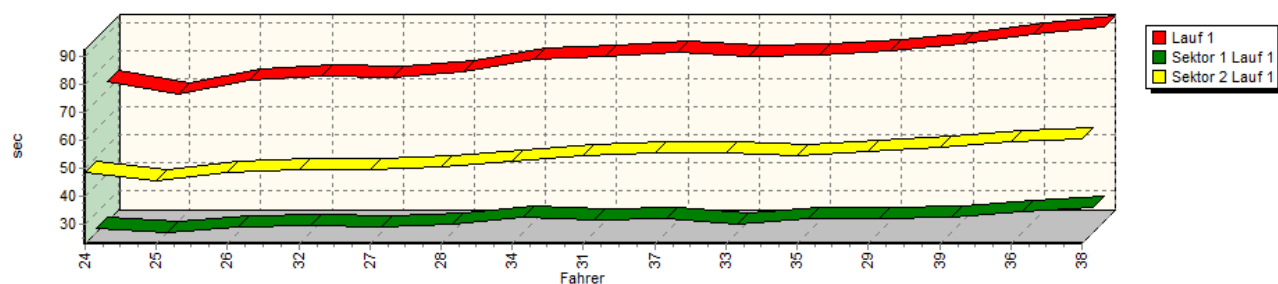
Sektorzeiten & Speeds - Rennen - Div. 4/5 Gruppe E2-SC

Rg.	Nr.	Sektor 1	Speed Trap	Sektor 2	Speed (Ziel)	Laufzeit	Speed (Lauf)
2	46	SVOBODA Jiri	Norma M20F				
		Lauf 1: 00:27.272	169,52 km/h	00:55.417	193,86 km/h	01:22.689	139,32 km/h
		Lauf 2: 00:26.245	172,72 km/h	00:53.074	198,86 km/h	01:19.319	145,24 km/h
		Lauf 3: 00:26.715	171,46 km/h	00:54.378	189,12 km/h	01:21.093	142,06 km/h
3	48	TROJEK Martin	Ligier JS 49				
		Lauf 1: 00:28.294	158,00 km/h	00:55.188	192,49 km/h	01:23.482	137,99 km/h
		Lauf 2: 00:26.791	168,83 km/h	00:53.515	194,59 km/h	01:20.306	143,45 km/h
		Lauf 3: 00:28.128	162,14 km/h	00:53.868	189,96 km/h	01:21.996	140,49 km/h
4	50	AMANN Peter	PRC Honda				
		Lauf 1: 00:30.765	154,28 km/h	00:56.700	180,88 km/h	01:27.465	131,71 km/h
		Lauf 2: 00:28.137	160,77 km/h	00:54.346	189,59 km/h	01:22.483	139,66 km/h
		Lauf 3: 00:29.255	163,74 km/h	00:55.162	170,46 km/h	01:24.417	136,46 km/h
5	51	COLLISI Stephan	Behnke Condor BMW				
		Lauf 1: 00:31.678	142,09 km/h	01:04.736	173,23 km/h	01:36.414	119,48 km/h
		Lauf 2: 00:31.344	146,52 km/h	01:04.765	171,09 km/h	01:36.109	119,86 km/h
		Lauf 3: 00:31.432	146,22 km/h	01:03.177	168,69 km/h	01:34.609	121,76 km/h

Speed-Diagramm Lauf 1

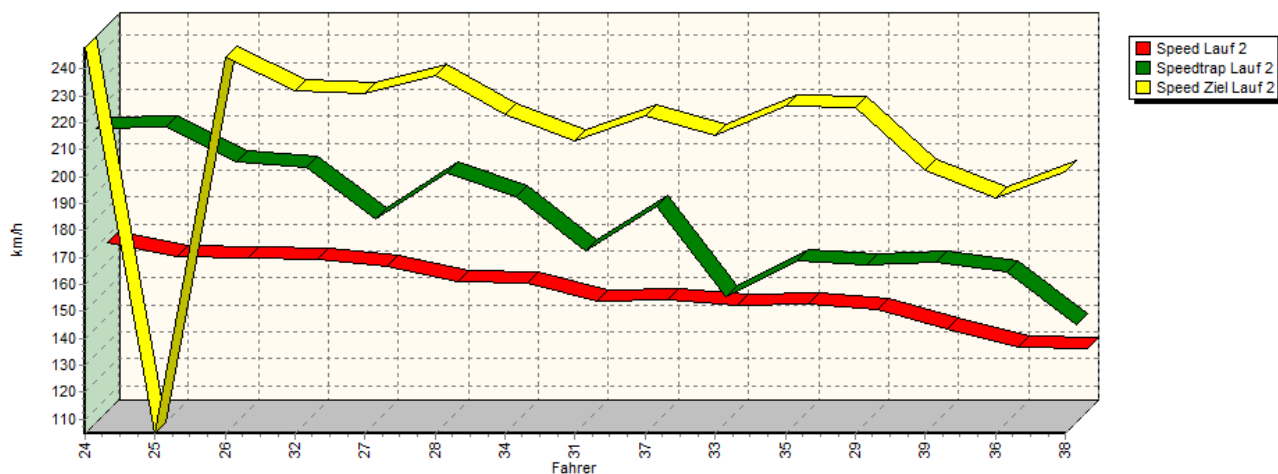


Sektor-Diagramm (Rest) Lauf 1

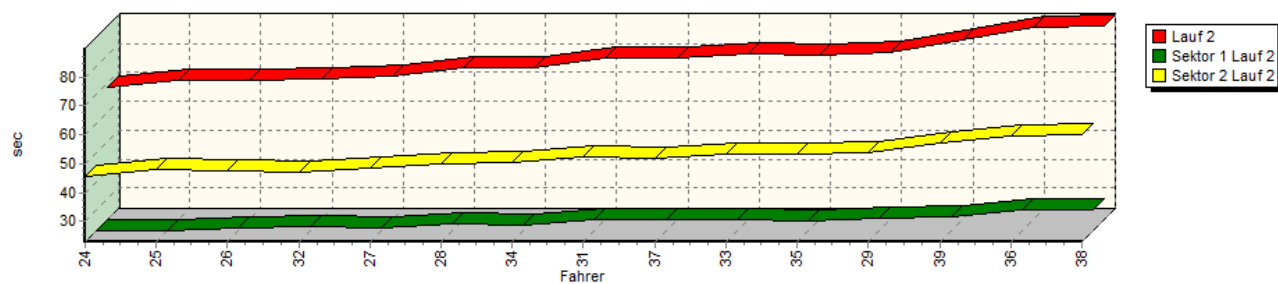


Sektorzeiten & Speeds - Rennen - Div. 4/5 Gruppe E2-SC

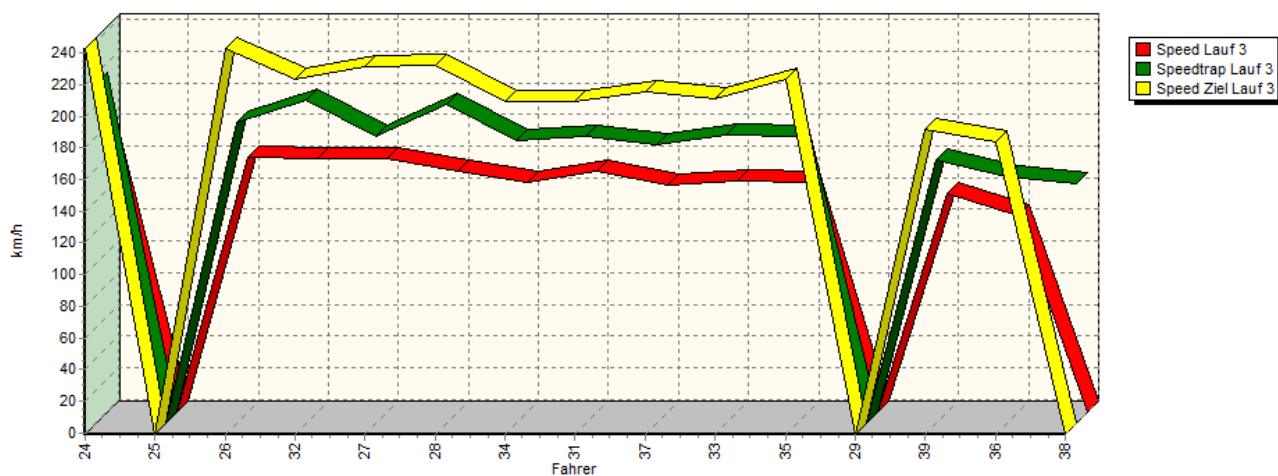
Speed-Diagramm Lauf 2



Sektor-Diagramm (Rest) Lauf 2

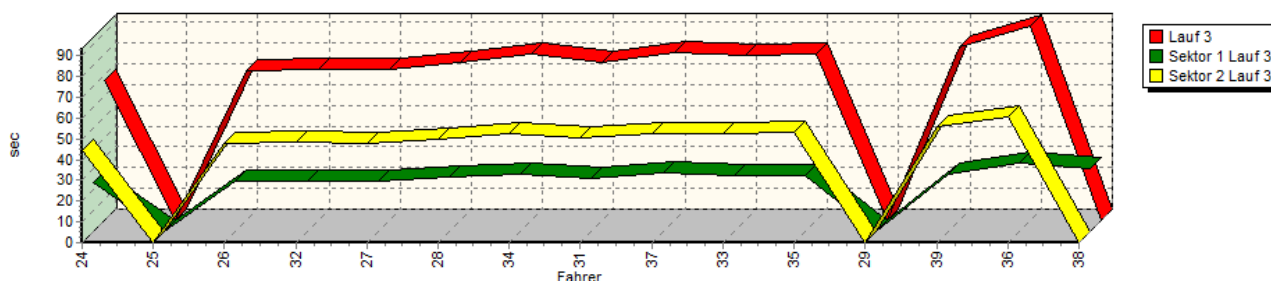


Speed-Diagramm Lauf 3



Sektorzeiten & Speeds - Rennen - Div. 4/5 Gruppe E2-SC

Sektor-Diagramm (Rest) Lauf 3



Rg.	Nr.	Sektor 1	Speed Trap	Sektor 2	Speed (Ziel)	Laufzeit	Speed (Lauf)
1	24	PETIT Sebastien	Norma BMW				
		Lauf 1: 00:24.690	195,89 km/h	00:48.505	193,26 km/h	01:13.195	157,39 km/h
		Lauf 2: 00:23.153	214,00 km/h	00:45.700	247,97 km/h	01:08.853	167,31 km/h
		Lauf 3: 00:23.250	213,76 km/h	00:44.327	242,69 km/h	01:07.577	170,47 km/h
2	25	ZAJELSNIK Patrik	Norma M20F V8				
		Lauf 1: 00:23.110	206,78 km/h	00:45.625	248,23 km/h	01:08.735	167,60 km/h
		Lauf 2: 00:22.937	214,26 km/h	00:48.179	104,74 km/h	01:11.116	161,99 km/h
		Lauf 3: *	* km/h	*	* km/h	*	* km/h
3	26	NEVERIL Dusan	Norma M20FC V8				
		Lauf 1: 00:25.061	194,12 km/h	00:48.671	242,05 km/h	01:13.732	156,24 km/h
		Lauf 2: 00:23.697	201,48 km/h	00:47.580	244,30 km/h	01:11.277	161,62 km/h
		Lauf 3: 00:24.272	189,05 km/h	00:47.546	242,53 km/h	01:11.818	160,40 km/h
4	32	LANG Uwe	Osella PA20S				
		Lauf 1: 00:25.458	195,52 km/h	00:49.497	233,79 km/h	01:14.955	153,69 km/h
		Lauf 2: 00:24.310	199,37 km/h	00:47.116	231,95 km/h	01:11.426	161,29 km/h
		Lauf 3: 00:24.106	202,69 km/h	00:48.327	223,60 km/h	01:12.433	159,04 km/h
5	27	JANIK Vclav	Norma M20F				
		Lauf 1: 00:24.946	177,15 km/h	00:49.540	234,10 km/h	01:14.486	154,66 km/h
		Lauf 2: 00:24.006	180,10 km/h	00:48.700	231,14 km/h	01:12.706	158,45 km/h
		Lauf 3: 00:24.438	180,42 km/h	00:48.077	231,18 km/h	01:12.515	158,86 km/h
6	28	MADRIAN Ferdinand	Norma M20F V8				
		Lauf 1: 00:25.996	189,33 km/h	00:50.758	229,91 km/h	01:16.754	150,09 km/h
		Lauf 2: 00:25.535	197,47 km/h	00:49.950	237,86 km/h	01:15.485	152,61 km/h
		Lauf 3: 00:26.013	200,10 km/h	00:50.127	232,00 km/h	01:16.140	151,30 km/h
7	34	BEHNKE Michael	Osella BMW				
		Lauf 1: 00:28.435	177,78 km/h	00:52.636	219,33 km/h	01:21.071	142,10 km/h
		Lauf 2: 00:25.062	188,59 km/h	00:50.536	222,92 km/h	01:15.598	152,38 km/h
		Lauf 3: 00:27.337	177,59 km/h	00:52.565	209,45 km/h	01:19.902	144,18 km/h
8	31	ASANOVIC Milos	Radical				
		Lauf 1: 00:27.458	160,64 km/h	00:54.754	212,59 km/h	01:22.212	140,13 km/h
		Lauf 2: 00:26.578	168,44 km/h	00:52.425	213,24 km/h	01:19.003	145,82 km/h
		Lauf 3: 00:25.592	179,88 km/h	00:50.516	209,67 km/h	01:16.108	151,36 km/h
9	37	SZASZ Laszlo	Alfa				
		Lauf 1: 00:27.914	160,92 km/h	00:55.626	204,60 km/h	01:23.540	137,90 km/h
		Lauf 2: 00:26.767	184,83 km/h	00:52.072	222,73 km/h	01:18.839	146,12 km/h
		Lauf 3: 00:28.391	174,62 km/h	00:52.545	214,99 km/h	01:20.936	142,33 km/h

Sektorzeiten & Speeds - Rennen - Div. 4/5 Gruppe E2-SC

Rg.	Nr.	Sektor 1	Speed Trap	Sektor 2	Speed (Ziel)	Laufzeit	Speed (Lauf)
10	33	WILHELM Philipp	Osella BMW				
		Lauf 1: 00:26.290	168,76 km/h	00:55.871	216,03 km/h	01:22.161	140,21 km/h
		Lauf 2: 00:26.800	151,33 km/h	00:53.285	215,20 km/h	01:20.085	143,85 km/h
		Lauf 3: 00:26.843	180,94 km/h	00:52.697	210,91 km/h	01:19.540	144,83 km/h
11	35	ÖPPINGER Erich	Osella PA16				
		Lauf 1: 00:27.937	163,54 km/h	00:54.510	222,56 km/h	01:22.447	139,73 km/h
		Lauf 2: 00:26.548	164,83 km/h	00:53.151	226,30 km/h	01:19.699	144,54 km/h
		Lauf 3: 00:26.742	180,57 km/h	00:53.341	223,20 km/h	01:20.083	143,85 km/h
12	29	ZAJELSNIK Alexander	Norma M20F				
		Lauf 1: 00:28.362	159,91 km/h	00:56.031	221,15 km/h	01:24.393	136,51 km/h
		Lauf 2: 00:27.077	162,94 km/h	00:53.680	225,71 km/h	01:20.757	142,65 km/h
		Lauf 3: *	* km/h	*	* km/h	*	* km/h
13	39	EIERMANN Philipp Karl	Osella PA20S				
		Lauf 1: 00:28.636	163,50 km/h	00:57.813	184,11 km/h	01:26.449	133,26 km/h
		Lauf 2: 00:27.913	164,11 km/h	00:57.176	202,66 km/h	01:25.089	135,39 km/h
		Lauf 3: 00:27.643	164,85 km/h	00:56.118	191,64 km/h	01:23.761	137,53 km/h
14	36	SONNBERGER Hubert	PRC BMW				
		Lauf 1: 00:30.726	152,80 km/h	00:59.609	194,12 km/h	01:30.335	127,52 km/h
		Lauf 2: 00:30.081	160,39 km/h	00:59.410	191,94 km/h	01:29.491	128,73 km/h
		Lauf 3: 00:33.181	154,76 km/h	01:00.471	183,72 km/h	01:33.652	123,01 km/h
15	38	TERSCHL Wolfgang	Prosport LM 3000				
		Lauf 1: 00:32.034	135,82 km/h	01:00.659	200,53 km/h	01:32.693	124,28 km/h
		Lauf 2: 00:30.047	140,90 km/h	00:59.856	202,08 km/h	01:29.903	128,14 km/h
		Lauf 3: 00:30.363	150,19 km/h	*	* km/h	A	* km/h