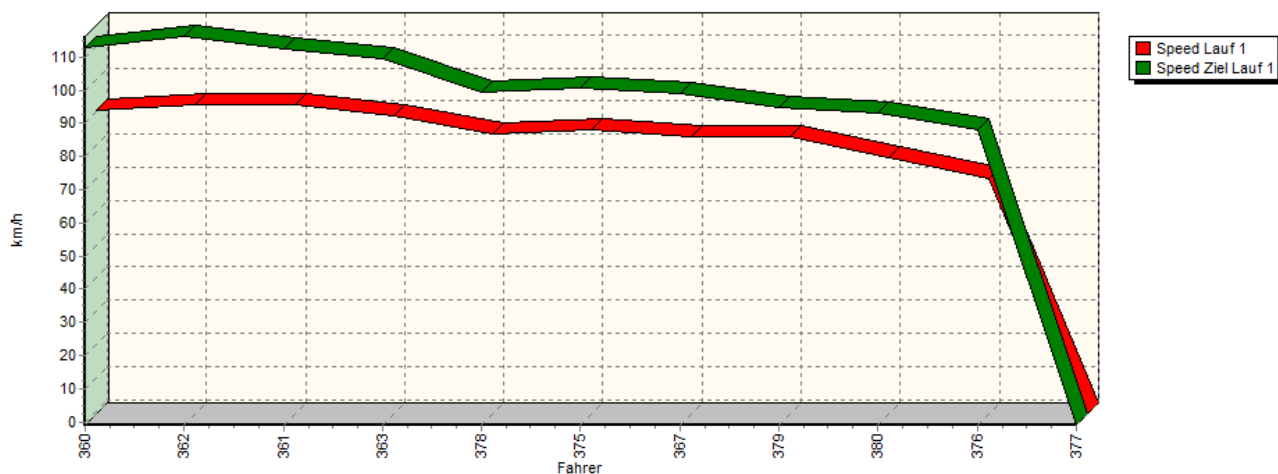
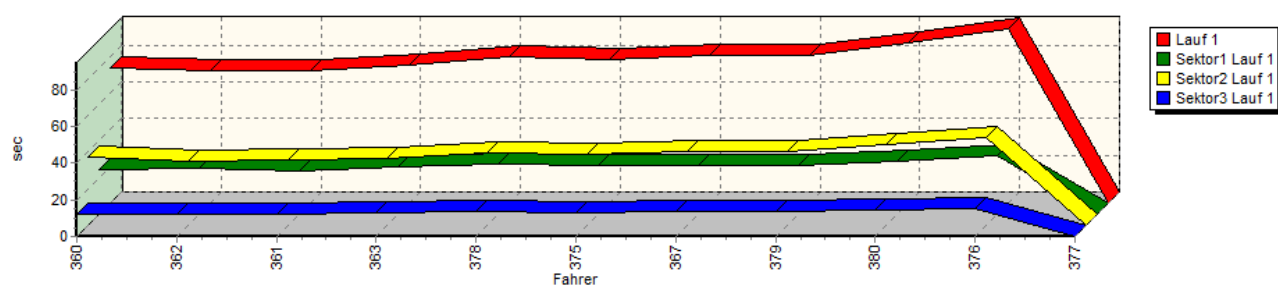


## Sektorzeiten & Speeds - Groupe E1-National+E1-FIA+E1-EX Classe 22c: +1400-1600 ccm

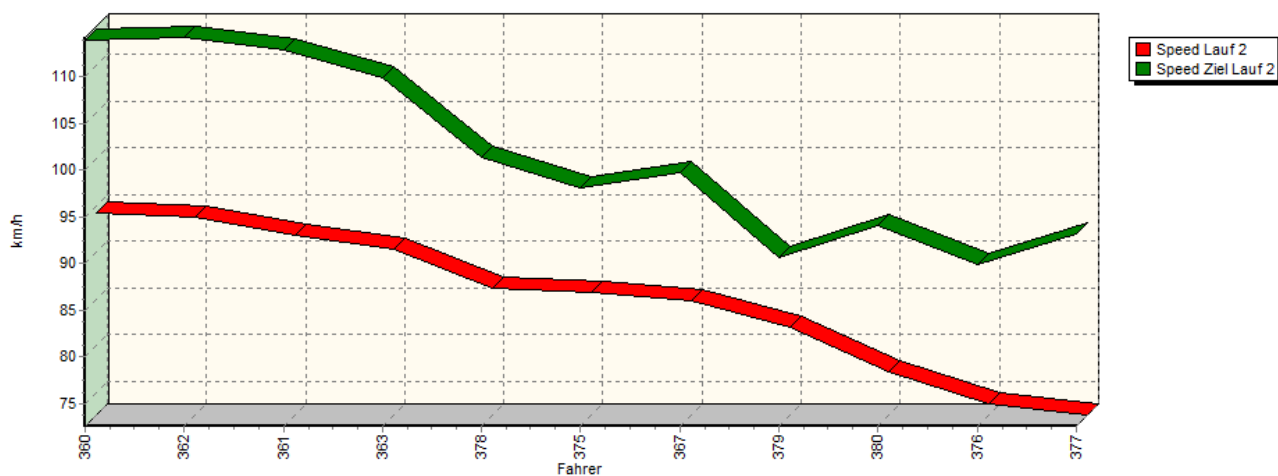
Speed-Diagramm Lauf 1



Sektor-Diagramm (Rest) Lauf 1

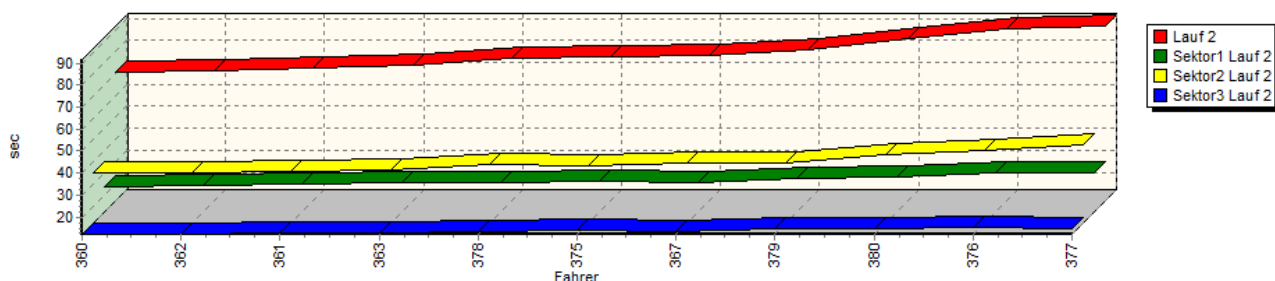


Speed-Diagramm Lauf 2



## Sektorzeiten & Speeds - Groupe E1-National+E1-FIA+E1-EX Classe 22c: +1400-1600 ccm

Sektor-Diagramm (Rest) Lauf 2



Rg.	Nr.	Sektor 1	Sektor 2	Sektor 3	Speed Ziel	Laufzeit	Speed (Lauf)
1	360	<b>SCHULTE Manfred</b>	Citroën Nemeth AX Kitcar				
		Lauf 1: 00:24.205	00:37.029	00:12.230	112,80 km/h	01:13.464	90,66 km/h
		Lauf 2: 00:23.546	00:35.089	00:12.048	113,81 km/h	01:10.683	94,22 km/h
2	362	<b>STELBERG Andre</b>	VW Schneider-RSB Corrado				
		Lauf 1: 00:24.912	00:35.214	00:12.077	116,26 km/h	01:12.203	92,24 km/h
		Lauf 2: 00:24.071	00:34.810	00:12.197	114,17 km/h	01:11.078	93,70 km/h
3	361	<b>MAIER Helmut</b>	VW Spiess-Golf				
		Lauf 1: 00:23.888	00:35.648	00:12.510	112,56 km/h	01:12.046	92,44 km/h
		Lauf 2: 00:24.530	00:35.613	00:12.373	112,82 km/h	01:12.516	91,84 km/h
4	363	<b>HEINDRICHS Andy</b>	Opel Schneider Corsa 16V				
		Lauf 1: 00:25.484	00:36.592	00:12.776	109,68 km/h	01:14.852	88,97 km/h
		Lauf 2: 00:25.171	00:36.018	00:12.578	109,89 km/h	01:13.767	90,28 km/h
5	378	<b>SCHILTZ Max</b>	Ford Fiesta				
		Lauf 1: 00:27.099	00:39.377	00:13.321	99,54 km/h	01:19.797	83,46 km/h
		Lauf 2: 00:25.468	00:38.548	00:13.261	101,41 km/h	01:17.277	86,18 km/h
6	375	<b>DARAND Anthony</b>	Peugeot 106				
		Lauf 1: 00:26.233	00:39.069	00:13.281	100,75 km/h	01:18.583	84,75 km/h
		Lauf 2: 00:25.772	00:38.236	00:13.679	98,02 km/h	01:17.687	85,73 km/h
7	367	<b>SCHULTE Benedikt</b>	Citroën AX Sport				
		Lauf 1: 00:26.618	00:40.471	00:13.647	99,10 km/h	01:20.736	82,49 km/h
		Lauf 2: 00:25.521	00:39.681	00:13.305	99,67 km/h	01:18.507	84,83 km/h
8	379	<b>KRÜGER Thomas</b>	Honda Civic VTEC				
		Lauf 1: 00:26.865	00:39.951	00:13.771	94,80 km/h	01:20.587	82,64 km/h
		Lauf 2: 00:27.126	00:39.717	00:14.343	90,59 km/h	01:21.186	82,03 km/h
9	380	<b>PAUTLER Romain</b>	Honda CRX VTEC				
		Lauf 1: 00:28.628	00:44.237	00:14.411	93,11 km/h	01:27.276	76,31 km/h
		Lauf 2: 00:28.246	00:43.557	00:14.385	94,10 km/h	01:26.188	77,27 km/h
10	376	<b>HOFFMANN Nathalie</b>	Ford Fiesta Cup				
		Lauf 1: 00:31.763	00:48.174	00:15.033	88,03 km/h	01:34.970	70,13 km/h
		Lauf 2: 00:30.047	00:45.115	00:15.017	89,88 km/h	01:30.179	73,85 km/h
11	377	<b>LINTGEN Ben</b>	Ford Fiesta ST Cup				
		Lauf 1: *	*	*	* km/h	*	* km/h
		Lauf 2: 00:29.687	00:47.608	00:14.459	93,20 km/h	01:31.754	72,59 km/h