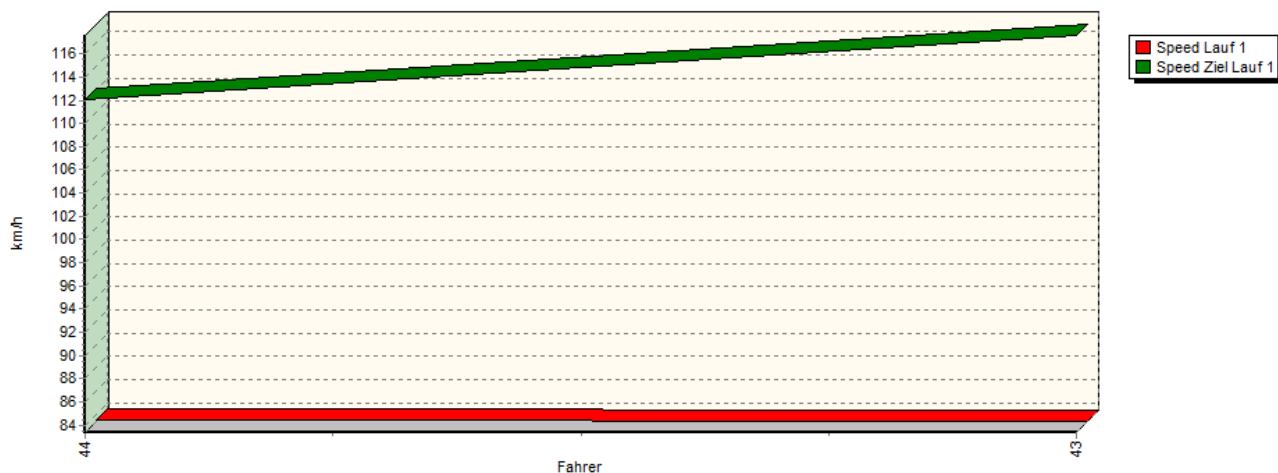


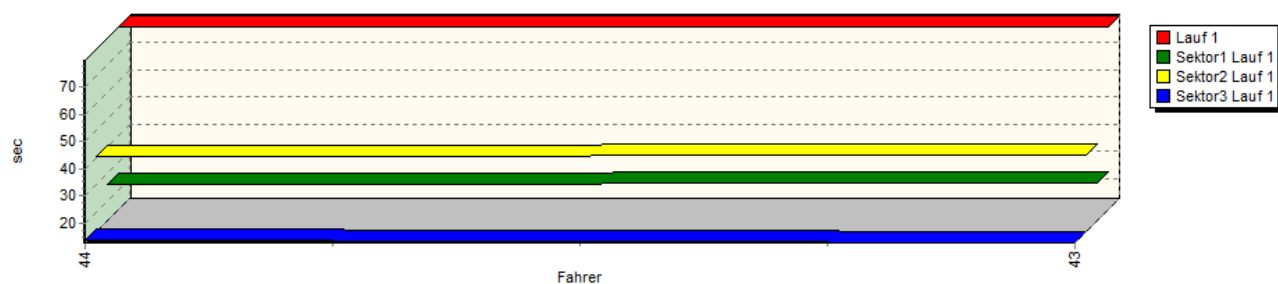
Sektorzeiten & Speeds - Klasse 34a + 35

Groupe E2-SS+D(F3) Classe 34a: -1300 ccm

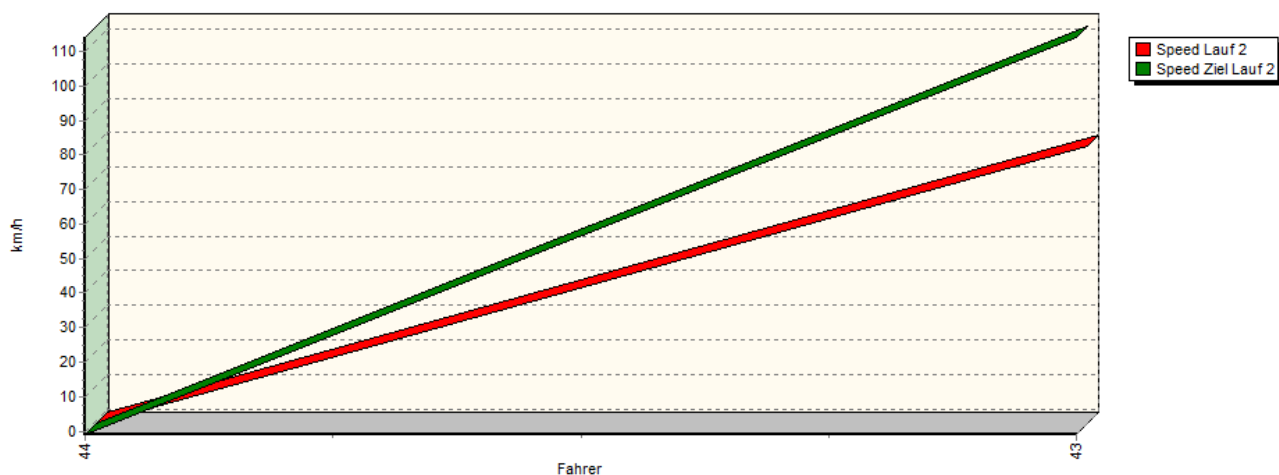
Speed-Diagramm Lauf 1



Sektor-Diagramm (Rest) Lauf 1

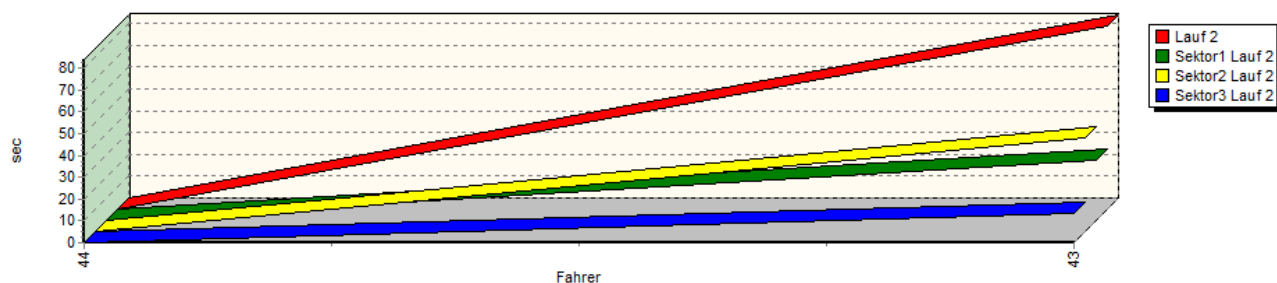


Speed-Diagramm Lauf 2



Sektorzeiten & Speeds - Klasse 34a + 35

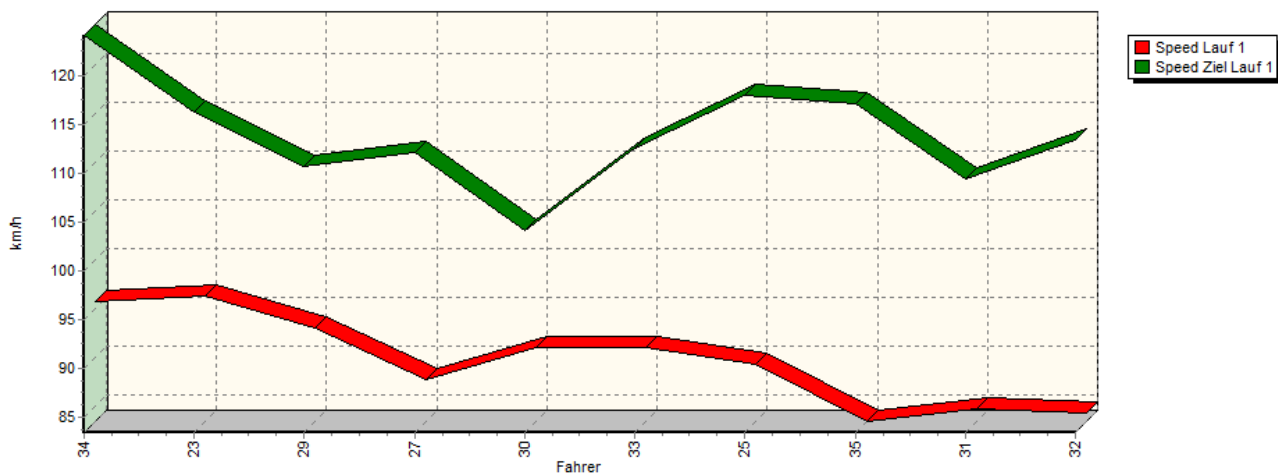
Sektor-Diagramm (Rest) Lauf 2



Rg.	Nr.	Sektor 1	Sektor 2	Sektor 3	Speed Ziel	Laufzeit	Speed (Lauf)
1	44	BERTIN Thierry	Dallara-Suzuki PB08 Hayabusa				
		Lauf 1: 00:26.040	00:40.300	00:13.466	112,08 km/h	01:19.806	83,45 km/h
		Lauf 2: *	*	*	* km/h	*	* km/h
2	43	LESCOT David	Speads-Suzuki RM06				
		Lauf 1: 00:26.439	00:40.805	00:12.646	117,59 km/h	01:19.890	83,36 km/h
		Lauf 2: 00:27.711	00:43.024	00:13.229	114,02 km/h	01:23.964	79,32 km/h

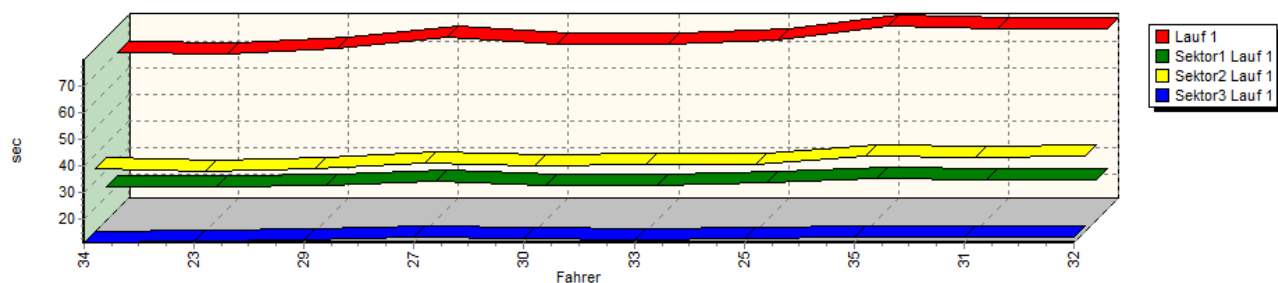
Groupe E2-SS+D(F3) Classe 35: +1600-2000 ccm

Speed-Diagramm Lauf 1

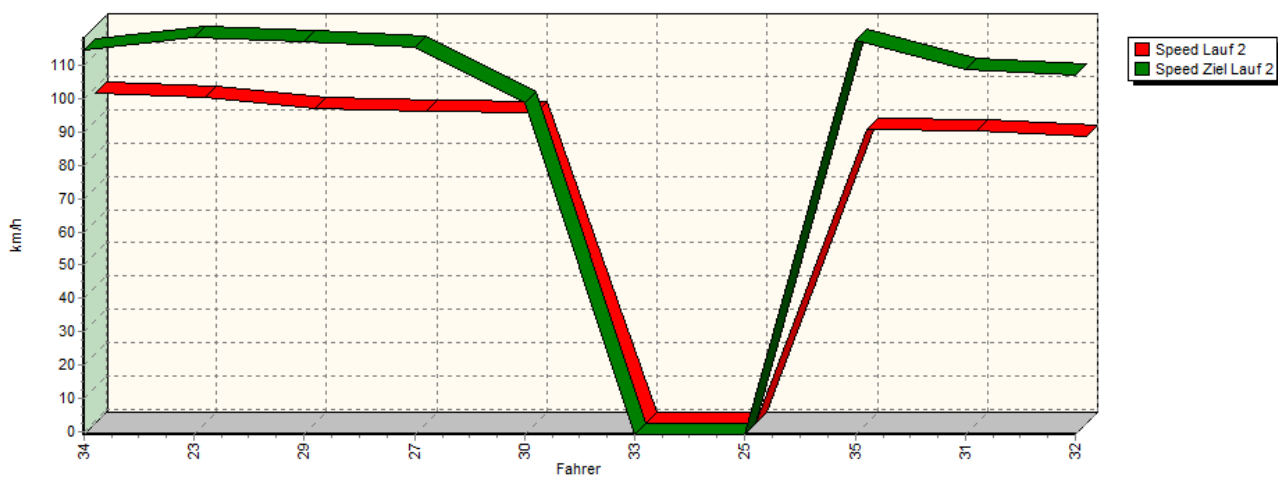


Sektorzeiten & Speeds - Klasse 34a + 35

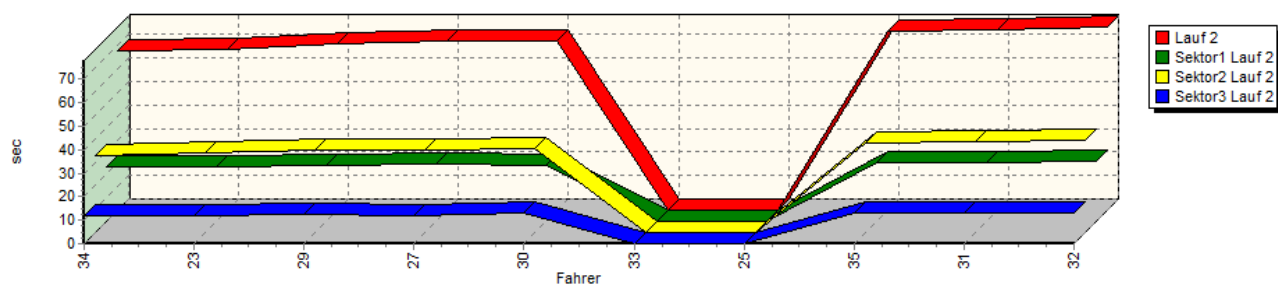
Sektor-Diagramm (Rest) Lauf 1



Speed-Diagramm Lauf 2



Sektor-Diagramm (Rest) Lauf 2



Rg.	Nr.	Sektor 1	Sektor 2	Sektor 3	Speed Ziel	Laufzeit	Speed (Lauf)	
1	34	LANG Georg		Tatuus-Renault Formule Renault				
		Lauf 1:	00:23.833	00:34.510	00:11.229	124,08 km/h	01:09.572	95,73 km/h
		Lauf 2:	00:23.060	00:32.793	00:11.881	114,58 km/h	01:07.734	98,33 km/h
2	23	LOEUILLEUX Anthony		Tatuus-Honda Formula Master				
		Lauf 1:	00:23.840	00:33.510	00:11.760	116,21 km/h	01:09.110	96,37 km/h
		Lauf 2:	00:22.931	00:33.839	00:11.895	118,56 km/h	01:08.665	96,99 km/h



European Hill Race
Bergrennen Eschdorf
1. - 3. Mai 2015
Luxemburger Bergmeisterschaft 2015
Deutsche Bergmeisterschaft 2015
KW Berg-Cup 2015
NSU Bergpokal 2015



Sektorzeiten & Speeds - Klasse 34a + 35

Rg.	Nr.	Sektor 1	Sektor 2	Sektor 3	Speed Ziel	Laufzeit	Speed (Lauf)	
3	29	MEIERS Robert		Dallara-Toyota F300				
		Lauf 1:	00:24.144	00:34.905	00:12.530	110,73 km/h	01:11.579	93,04 km/h
		Lauf 2:	00:23.626	00:35.175	00:12.245	117,40 km/h	01:11.046	93,74 km/h
4	27	LINDEN Léon		Dallara-Opel Spiess F304				
		Lauf 1:	00:25.676	00:37.085	00:13.065	112,19 km/h	01:15.826	87,83 km/h
		Lauf 2:	00:24.525	00:35.093	00:12.102	115,62 km/h	01:11.720	92,86 km/h
5	30	WOLPERT Mathieu		BSR-VW 389-02				
		Lauf 1:	00:24.511	00:36.012	00:12.682	104,12 km/h	01:13.205	90,98 km/h
		Lauf 2:	00:23.517	00:35.388	00:12.907	98,92 km/h	01:11.812	92,74 km/h
6	33	VOSS Andreas		Tatuus-Renault Formule Renault				
		Lauf 1:	00:24.505	00:36.419	00:12.218	112,52 km/h	01:13.142	91,05 km/h
		Lauf 2:	*	*	*	* km/h	*	* km/h
7	25	BERNEY Damien		Tatuus-Honda Formula Master				
		Lauf 1:	00:25.421	00:36.531	00:12.544	117,91 km/h	01:14.496	89,40 km/h
		Lauf 2:	*	*	*	* km/h	*	* km/h
8	35	STRAGA Gregory		Lotus-Vauxhall				
		Lauf 1:	00:26.865	00:39.688	00:13.210	117,16 km/h	01:19.763	83,50 km/h
		Lauf 2:	00:25.135	00:38.160	00:12.968	117,85 km/h	01:16.263	87,33 km/h
9	31	CHRISTOPH Régis		Tatuus-Renault Formule Renault				
		Lauf 1:	00:26.503	00:38.811	00:13.231	109,41 km/h	01:18.545	84,79 km/h
		Lauf 2:	00:24.719	00:38.744	00:13.149	108,85 km/h	01:16.612	86,93 km/h
10	32	CHRISTOPH Jérôme		Tatuus-Renault Formule Renault				
		Lauf 1:	00:26.142	00:39.670	00:13.144	113,44 km/h	01:18.956	84,35 km/h
		Lauf 2:	00:25.451	00:39.270	00:13.182	107,16 km/h	01:17.903	85,49 km/h