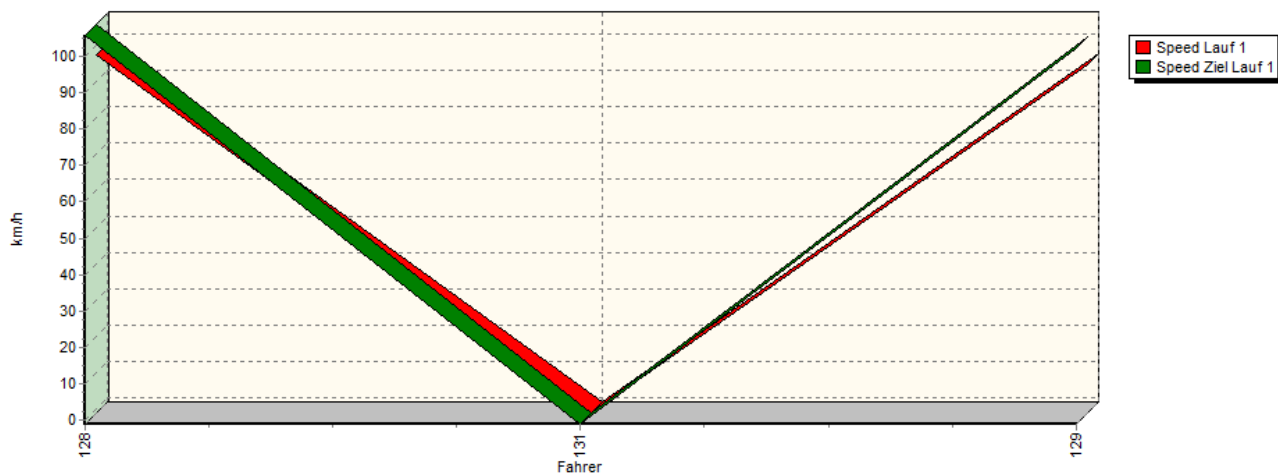


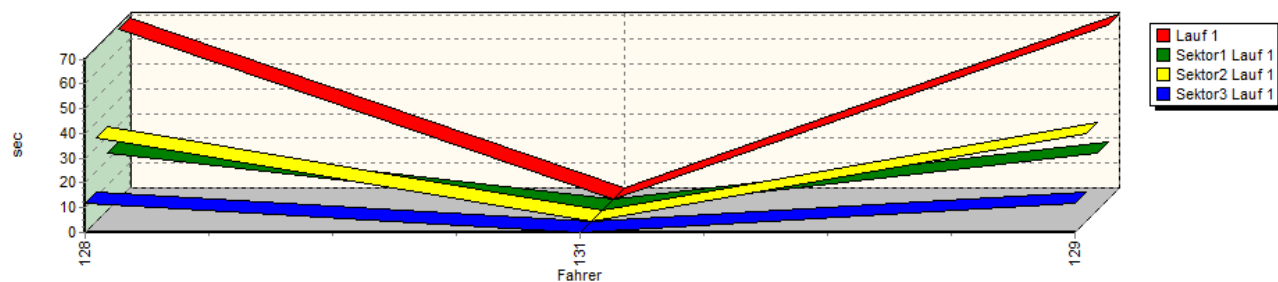
Sektorzeiten & Speeds - Groupe A+WRC+Super1600+R2+R3

Groupe A+WRC+Super1600+R2+R3 Classe 6: +1400-1600 ccm

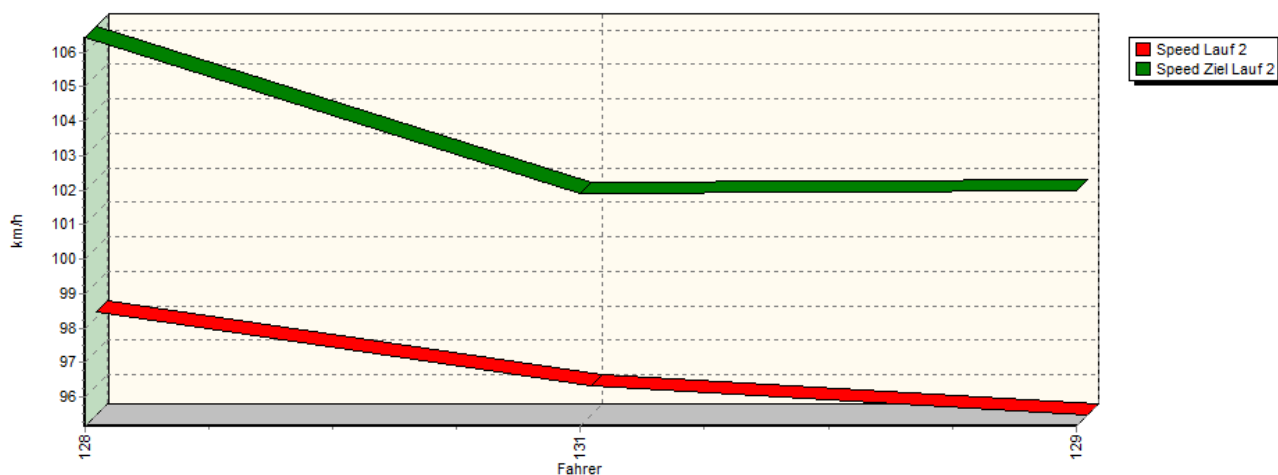
Speed-Diagramm Lauf 1



Sektor-Diagramm (Rest) Lauf 1

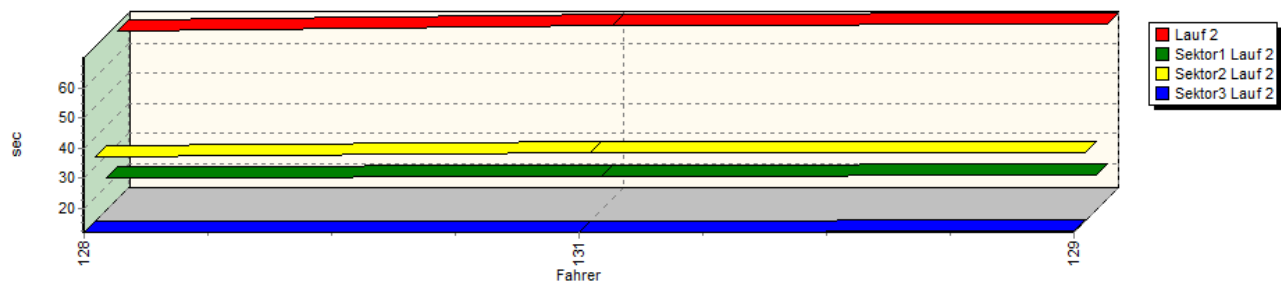


Speed-Diagramm Lauf 2

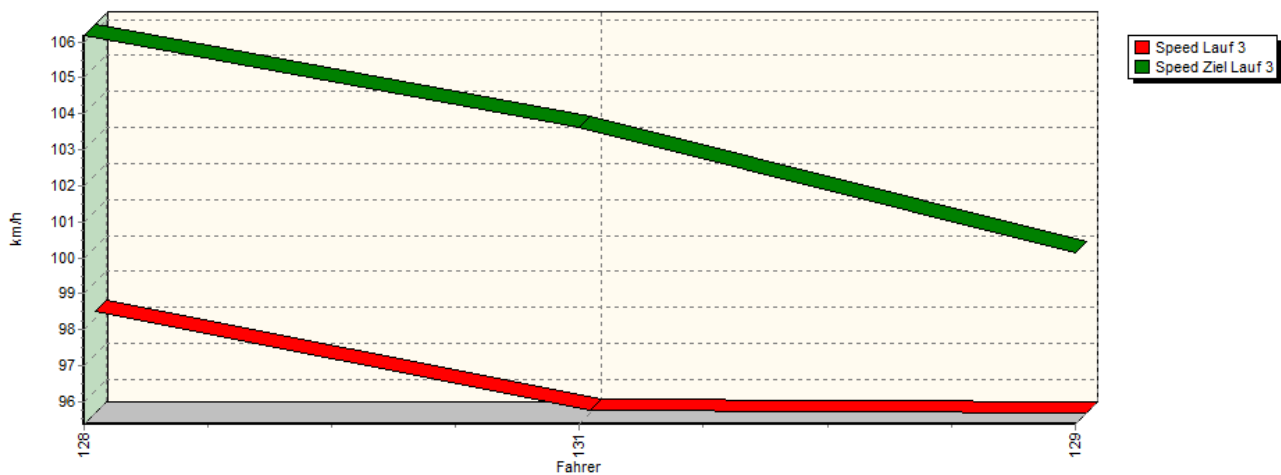


Sektorzeiten & Speeds - Groupe A+WRC+Super1600+R2+R3

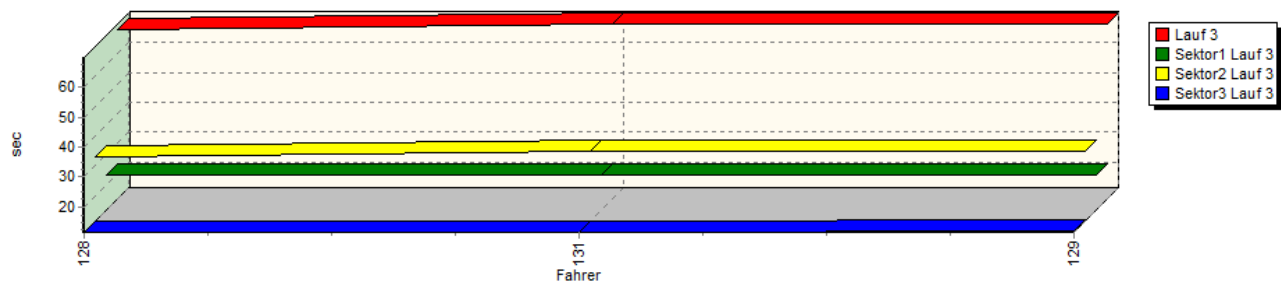
Sektor-Diagramm (Rest) Lauf 2



Speed-Diagramm Lauf 3



Sektor-Diagramm (Rest) Lauf 3



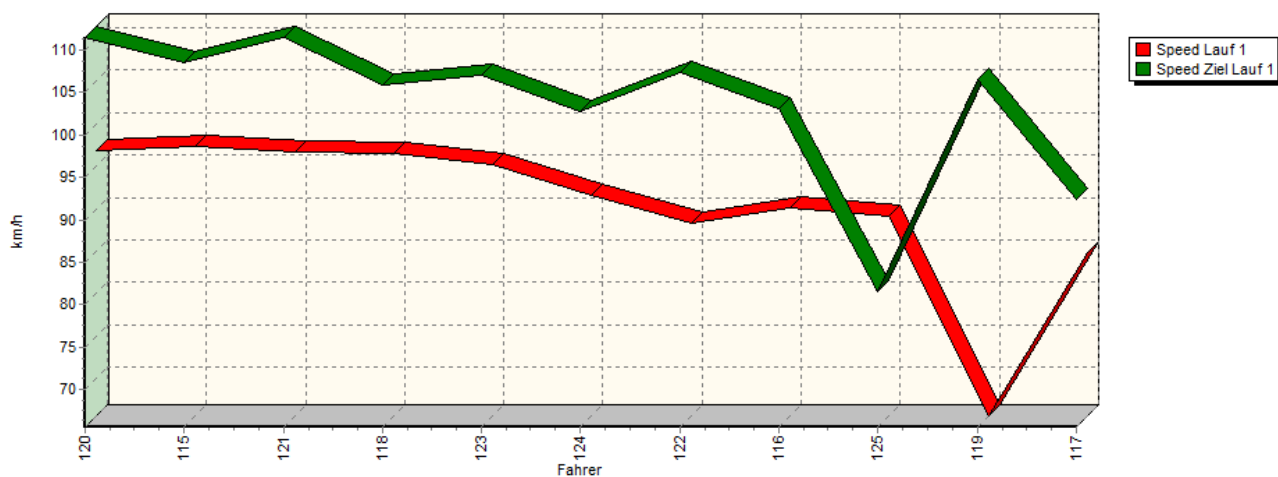
Rg.	Nr.	Sektor 1	Sektor 2	Sektor 3	Speed Ziel	Laufzeit	Speed (Lauf)	
1	128	SOUVIGNE Mike		Citroën DS3 R3				
		Lauf 1:	00:23.098	00:33.914	00:11.602	105,65 km/h	01:08.614	97,06 km/h
		Lauf 2:	00:22.751	00:33.052	00:12.043	106,43 km/h	01:07.846	98,16 km/h
		Lauf 3:	00:23.130	00:33.128	00:11.573	106,18 km/h	01:07.831	98,19 km/h

Sektorzeiten & Speeds - Groupe A+WRC+Super1600+R2+R3

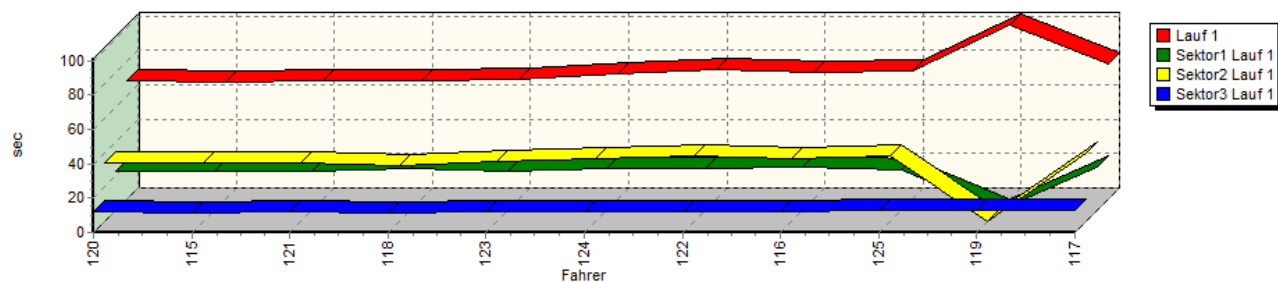
Rg.	Nr.	Sektor 1	Sektor 2	Sektor 3	Speed Ziel	Laufzeit	Speed (Lauf)
2	131	JACOBY Gilles		Citroën C2 R2 Max			
		Lauf 1:	*	*	* km/h	*	* km/h
		Lauf 2:	00:23.009	00:34.492	00:11.883	101,90 km/h	01:09.384 95,99 km/h
		Lauf 3:	00:23.127	00:34.873	00:11.791	103,62 km/h	01:09.791 95,43 km/h
3	129	GREGORIUS Jacques		Ford Fiesta R2			
		Lauf 1:	00:23.150	00:35.288	00:11.931	102,40 km/h	01:10.369 94,64 km/h
		Lauf 2:	00:23.318	00:34.526	00:12.152	101,98 km/h	01:09.996 95,15 km/h
		Lauf 3:	00:23.229	00:34.656	00:11.952	100,14 km/h	01:09.837 95,37 km/h

Groupe A+WRC+Super1600+R2+R3 Classe 7: +1600-2000 ccm

Speed-Diagramm Lauf 1

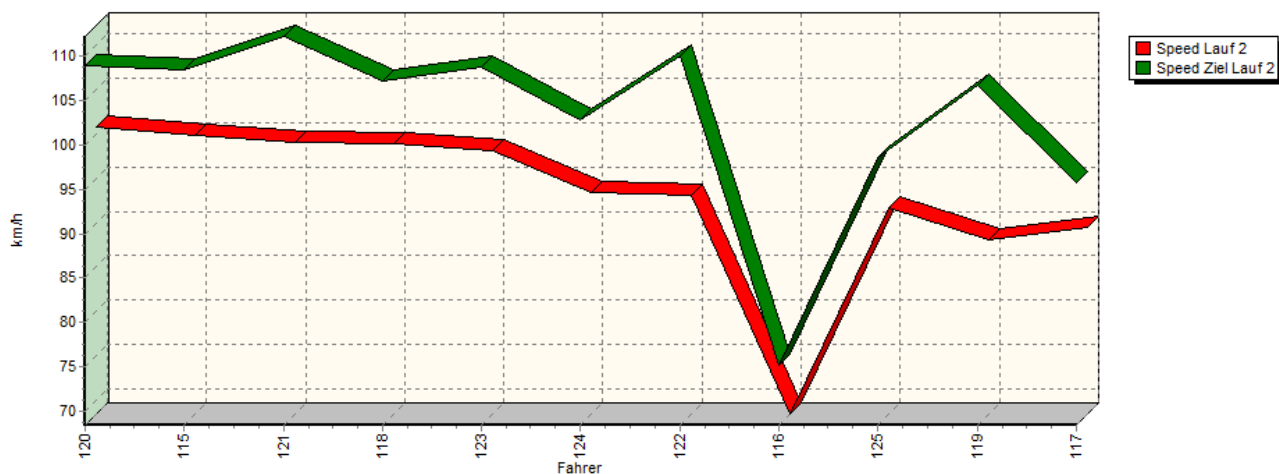


Sektor-Diagramm (Rest) Lauf 1

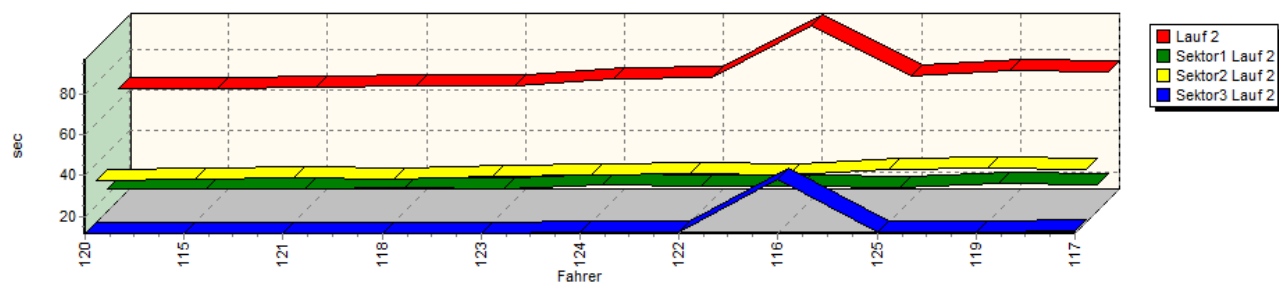


Sektorzeiten & Speeds - Groupe A+WRC+Super1600+R2+R3

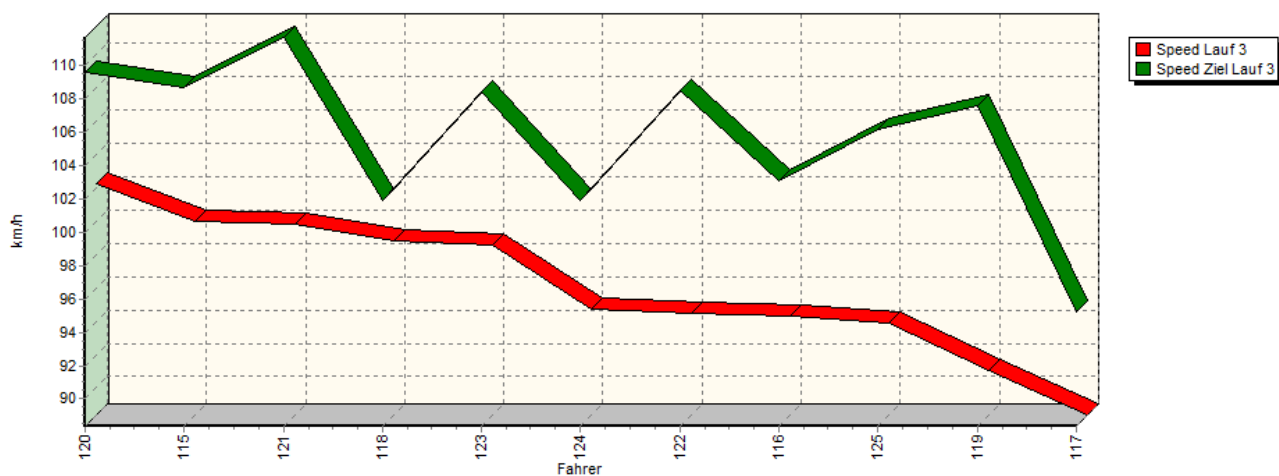
Speed-Diagramm Lauf 2



Sektor-Diagramm (Rest) Lauf 2

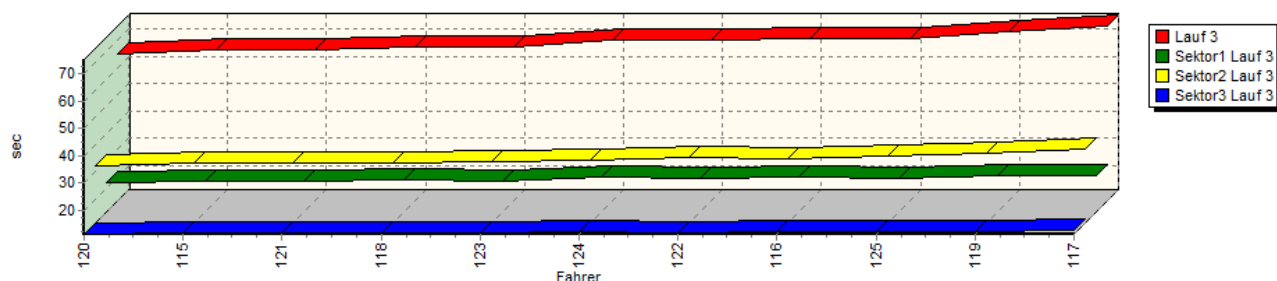


Speed-Diagramm Lauf 3



Sektorzeiten & Speeds - Groupe A+WRC+Super1600+R2+R3

Sektor-Diagramm (Rest) Lauf 3



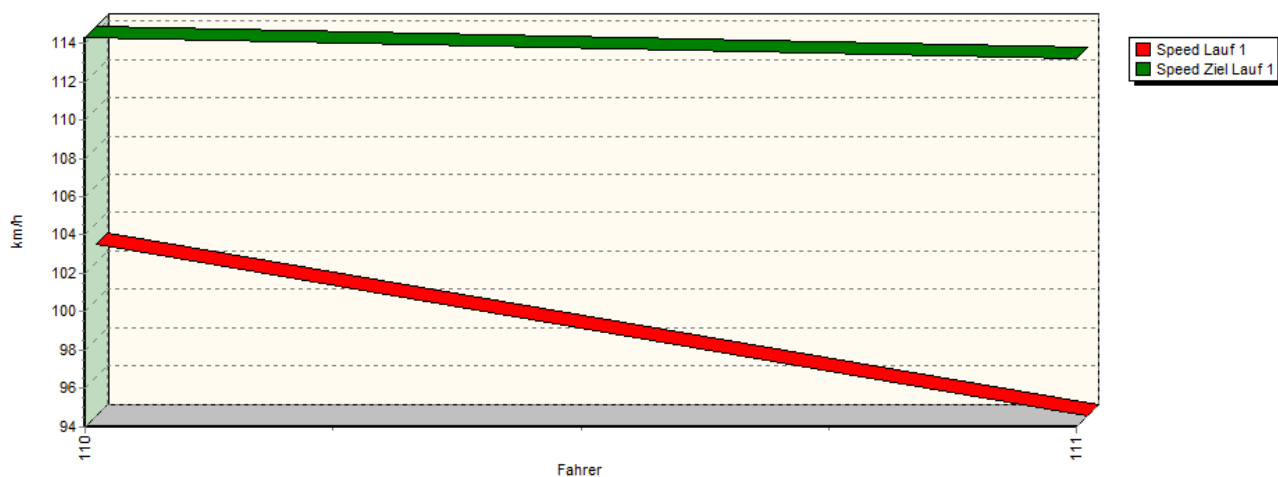
Rg.	Nr.	Sektor 1	Sektor 2	Sektor 3	Speed Ziel	Laufzeit	Speed (Lauf)
1	120	ORTH Ralf	BMW 320is E30				
		Lauf 1: 00:23.040	00:33.938	00:11.844	111,49 km/h	01:08.822	96,77 km/h
		Lauf 2: 00:22.447	00:32.284	00:11.421	108,93 km/h	01:06.152	100,68 km/h
		Lauf 3: 00:21.961	00:32.138	00:11.014	109,62 km/h	01:05.113	102,28 km/h
2	115	STARCK Corentin	Renault Clio 3 RS Cup				
		Lauf 1: 00:22.909	00:33.965	00:11.508	108,56 km/h	01:08.382	97,39 km/h
		Lauf 2: 00:22.325	00:32.941	00:11.423	108,44 km/h	01:06.689	99,87 km/h
		Lauf 3: 00:22.387	00:32.966	00:11.283	108,64 km/h	01:06.636	99,95 km/h
3	121	VEIT Kevin	BMW Wiebe E30				
		Lauf 1: 00:22.860	00:34.076	00:11.925	111,45 km/h	01:08.861	96,72 km/h
		Lauf 2: 00:22.461	00:33.155	00:11.652	112,17 km/h	01:07.268	99,01 km/h
		Lauf 3: 00:22.338	00:32.943	00:11.464	111,68 km/h	01:06.745	99,78 km/h
4	118	DONKELS Daniel	Renault Clio 3 Cup				
		Lauf 1: 00:24.752	00:32.825	00:11.460	105,83 km/h	01:09.037	96,47 km/h
		Lauf 2: 00:23.023	00:32.927	00:11.469	107,18 km/h	01:07.419	98,78 km/h
		Lauf 3: 00:22.788	00:33.008	00:11.600	101,89 km/h	01:07.396	98,82 km/h
5	123	ORTH Patrick	VW Golf GTI 16V				
		Lauf 1: 00:23.018	00:35.088	00:11.801	107,11 km/h	01:09.907	95,27 km/h
		Lauf 2: 00:22.411	00:33.842	00:11.674	108,66 km/h	01:07.927	98,05 km/h
		Lauf 3: 00:22.527	00:33.520	00:11.542	108,38 km/h	01:07.589	98,54 km/h
6	124	BECKER Sandra	Alfa Romeo 147				
		Lauf 1: 00:24.331	00:36.250	00:12.109	102,73 km/h	01:12.690	91,62 km/h
		Lauf 2: 00:24.587	00:34.836	00:11.851	102,81 km/h	01:11.274	93,44 km/h
		Lauf 3: 00:24.022	00:34.423	00:11.886	101,87 km/h	01:10.331	94,69 km/h
7	122	WOLK Alexander	VW Golf III 16V				
		Lauf 1: 00:24.409	00:38.532	00:12.528	107,32 km/h	01:15.469	88,25 km/h
		Lauf 2: 00:23.764	00:35.561	00:12.204	109,98 km/h	01:11.529	93,11 km/h
		Lauf 3: 00:23.414	00:35.385	00:11.667	108,49 km/h	01:10.466	94,51 km/h
8	116	WEBER Michael	Renault Clio 3 Cup				
		Lauf 1: 00:25.370	00:36.525	00:12.037	103,13 km/h	01:13.932	90,08 km/h
		Lauf 2: 00:23.694	00:35.086	00:38.494	75,14 km/h	01:37.274	68,47 km/h
		Lauf 3: 00:23.953	00:34.583	00:12.073	103,06 km/h	01:10.609	94,32 km/h
9	125	FALKENBURG Gerhard	Opel Kadett C GTE				
		Lauf 1: 00:23.759	00:38.080	00:12.862	81,53 km/h	01:14.701	89,16 km/h
		Lauf 2: 00:23.240	00:37.223	00:12.183	98,62 km/h	01:12.646	91,68 km/h
		Lauf 3: 00:23.232	00:35.723	00:11.991	106,13 km/h	01:10.946	93,87 km/h

Sektorzeiten & Speeds - Groupe A+WRC+Super1600+R2+R3

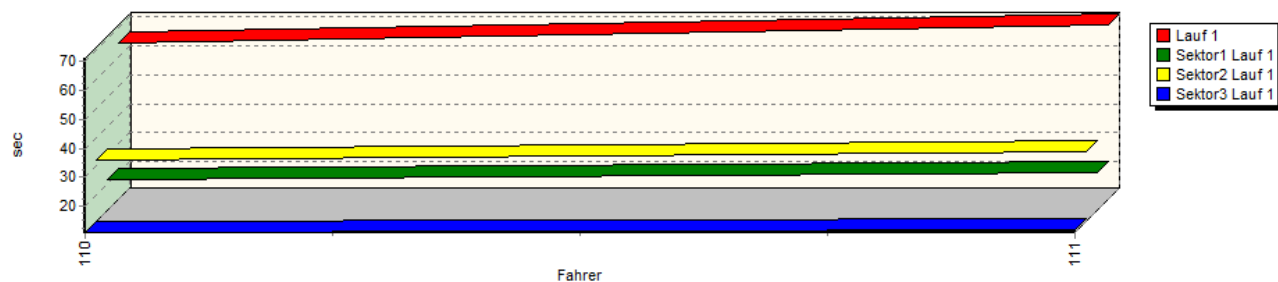
Rg.	Nr.	Sektor 1	Sektor 2	Sektor 3	Speed Ziel	Laufzeit	Speed (Lauf)
10	119	MOREAU Bastien		Renault Clio 3 RS			
		Lauf 1:	*	*	00:12.908	106,52 km/h	01:41.521
		Lauf 2:	00:24.984	00:38.203	00:12.413	106,62 km/h	01:15.600
		Lauf 3:	00:24.176	00:36.678	00:12.272	107,59 km/h	01:13.126
11	117	BECKER Pascal		Renault Clio 3 Cup			
		Lauf 1:	00:25.191	00:40.069	00:13.228	92,37 km/h	01:18.488
		Lauf 2:	00:24.489	00:37.464	00:12.522	95,74 km/h	01:14.475
		Lauf 3:	00:24.605	00:38.063	00:12.696	95,22 km/h	01:15.364

Groupe A+WRC+Super1600+R2+R3 Classe 8: +2000 ccm

Speed-Diagramm Lauf 1

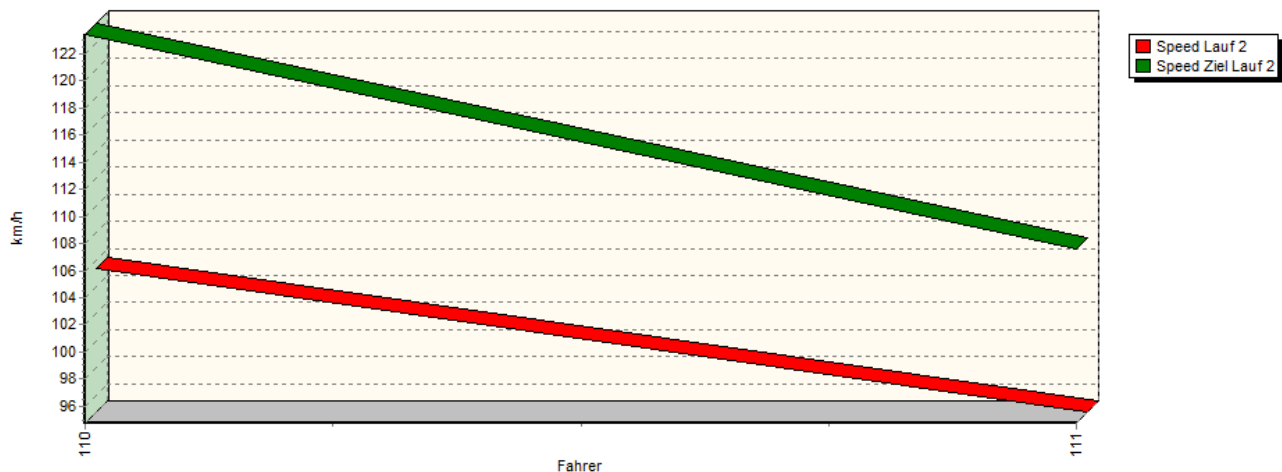


Sektor-Diagramm (Rest) Lauf 1

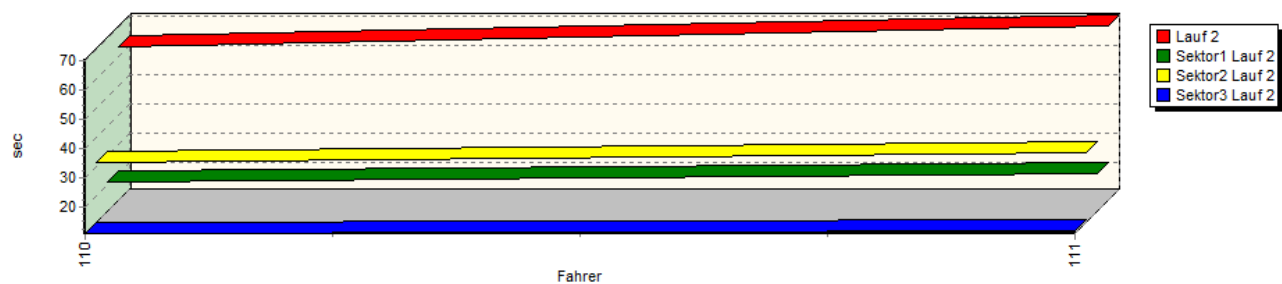


Sektorzeiten & Speeds - Groupe A+WRC+Super1600+R2+R3

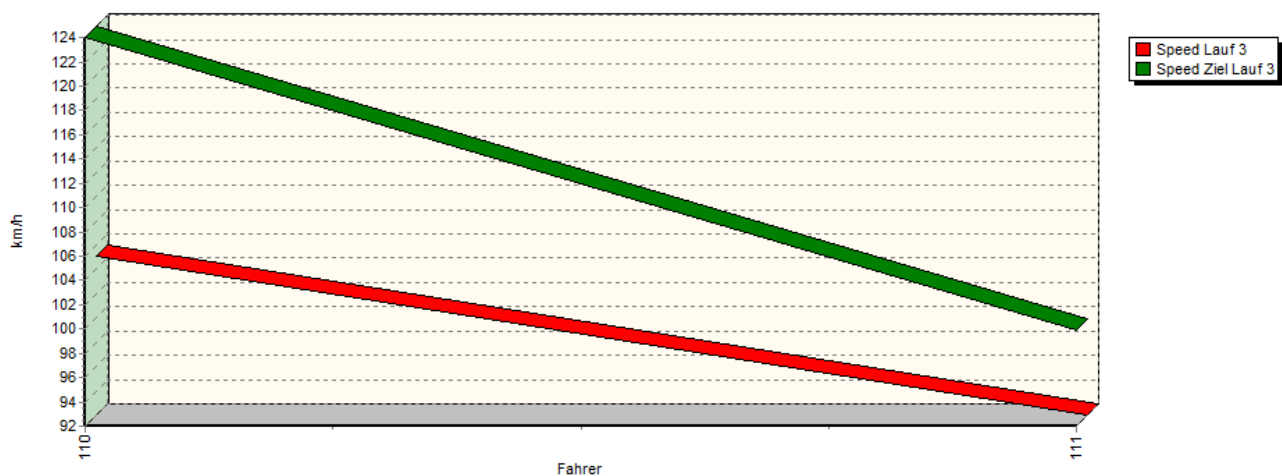
Speed-Diagramm Lauf 2



Sektor-Diagramm (Rest) Lauf 2

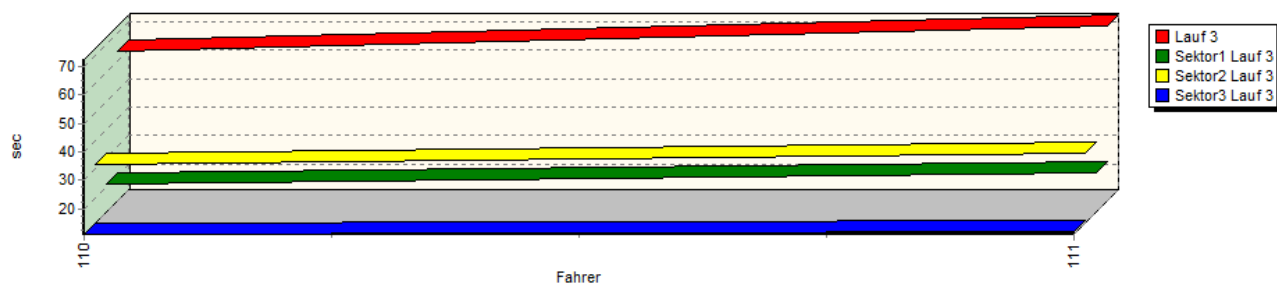


Speed-Diagramm Lauf 3



Sektorzeiten & Speeds - Groupe A+WRC+Super1600+R2+R3

Sektor-Diagramm (Rest) Lauf 3



Rg.	Nr.	Sektor 1	Sektor 2	Sektor 3	Speed Ziel	Laufzeit	Speed (Lauf)	
1	110	WANEK Roland		Mitsubishi Lancer Evo 9				
		Lauf 1:	00:21.627	00:31.941	00:11.109	114,31 km/h	01:04.677	102,97 km/h
		Lauf 2:	00:20.786	00:31.553	00:10.907	123,41 km/h	01:03.246	105,30 km/h
		Lauf 3:	00:20.879	00:31.464	00:11.020	124,01 km/h	01:03.363	105,11 km/h
2	111	VOGT Albert		Subaru Impreza GC8				
		Lauf 1:	00:23.804	00:35.219	00:11.845	113,25 km/h	01:10.868	93,98 km/h
		Lauf 2:	00:23.635	00:34.752	00:11.899	107,62 km/h	01:10.286	94,76 km/h
		Lauf 3:	00:24.808	00:35.515	00:12.065	99,89 km/h	01:12.388	92,00 km/h