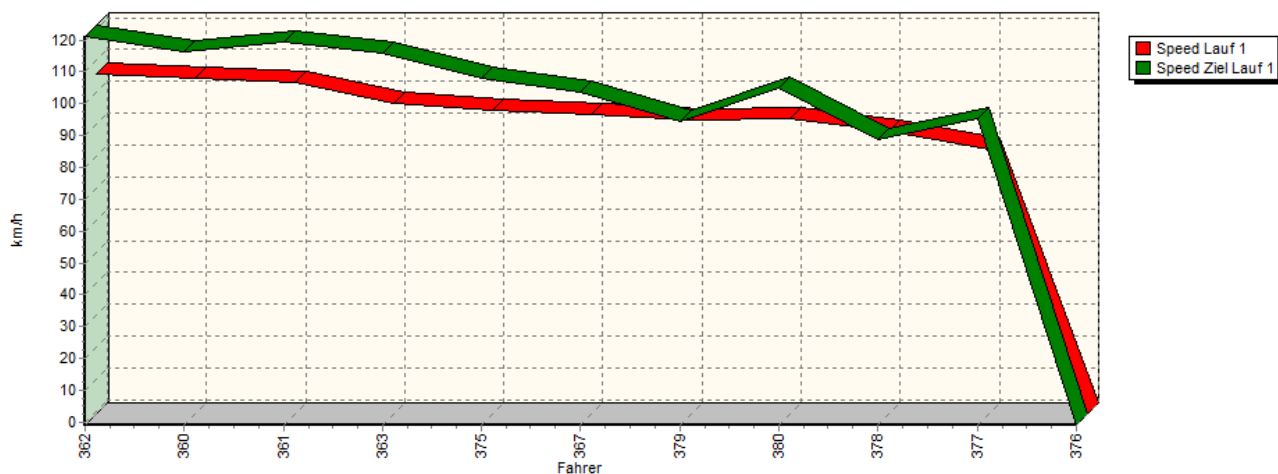
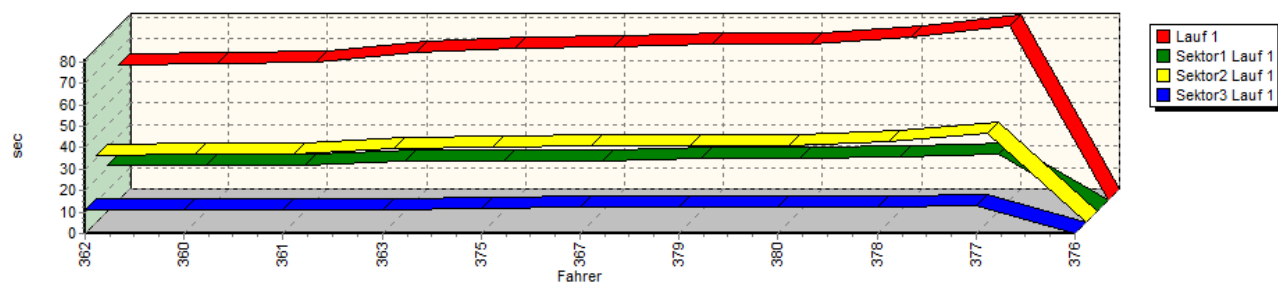


Sektorzeiten & Speeds - Groupe E1-National+E1-FIA+E1-EX Classe 22c: +1400-1600 ccm

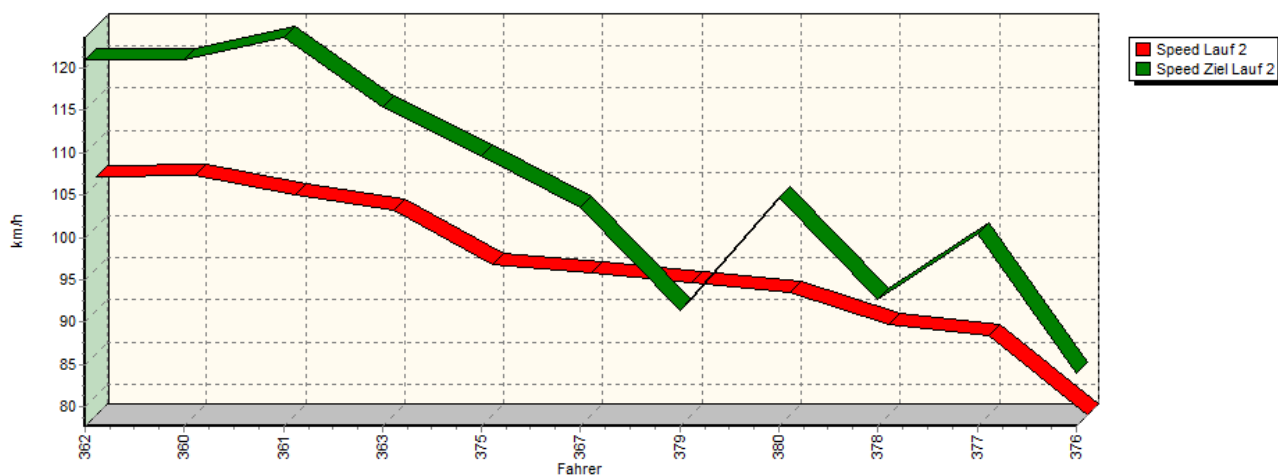
Speed-Diagramm Lauf 1



Sektor-Diagramm (Rest) Lauf 1

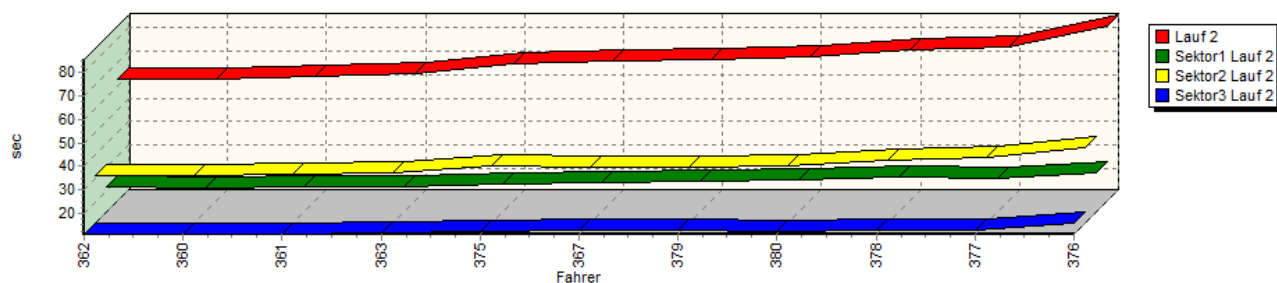


Speed-Diagramm Lauf 2

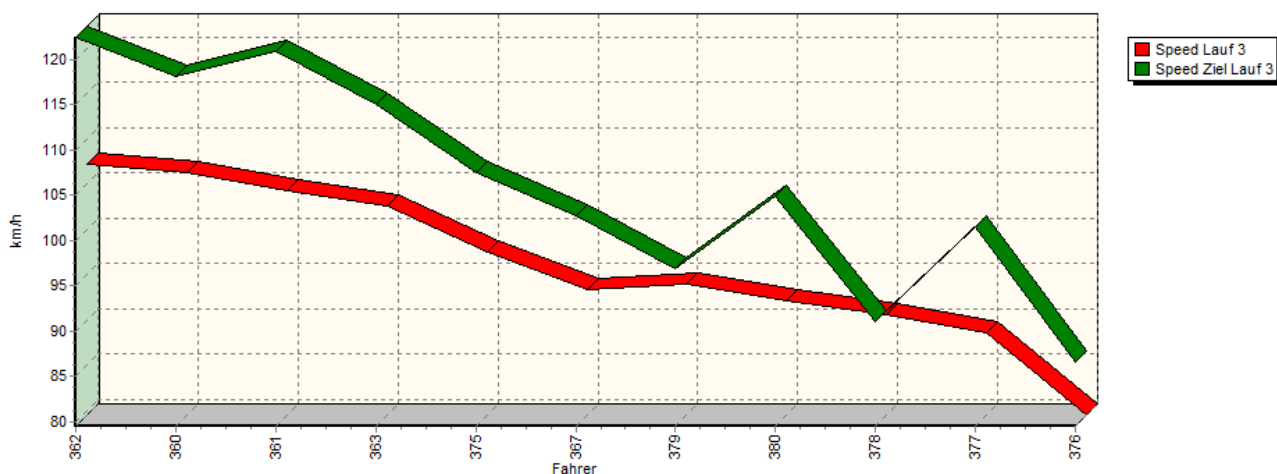


Sektorzeiten & Speeds - Groupe E1-National+E1-FIA+E1-EX Classe 22c: +1400-1600 ccm

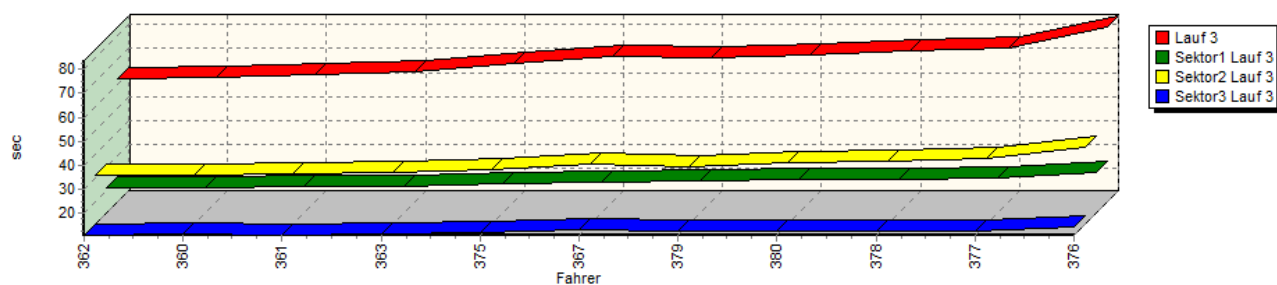
Sektor-Diagramm (Rest) Lauf 2



Speed-Diagramm Lauf 3



Sektor-Diagramm (Rest) Lauf 3



Rg.	Nr.	Sektor 1	Sektor 2	Sektor 3	Speed Ziel	Laufzeit	Speed (Lauf)	
1	362	STELBERG Andre		VW Schneider-RSB Corrado				
		Lauf 1:	00:21.285	00:30.975	00:10.746	121,15 km/h	01:03.006	105,71 km/h
		Lauf 2:	00:21.295	00:30.837	00:10.735	120,97 km/h	01:02.867	105,94 km/h
		Lauf 3:	00:20.912	00:30.740	00:10.462	122,40 km/h	01:02.114	107,22 km/h



European Hill Race

Bergrennen Eschdorf

1. - 3. Mai 2015

Luxemburger Bergmeisterschaft 2015

Deutsche Bergmeisterschaft 2015

KW Berg-Cup 2015

NSU Bergpokal 2015



Sektorzeiten & Speeds - Groupe E1-National+E1-FIA+E1-EX Classe 22c: +1400-1600 ccm

Rg.	Nr.	Sektor 1	Sektor 2	Sektor 3	Speed Ziel	Laufzeit	Speed (Lauf)	
2	360	SCHULTE Manfred		Citroën Nemeth AX Kitcar				
		Lauf 1:	00:21.319	00:31.592	00:10.821	116,16 km/h	01:03.732	104,50 km/h
		Lauf 2:	00:20.980	00:31.029	00:10.778	120,99 km/h	01:02.787	106,07 km/h
		Lauf 3:	00:21.055	00:30.828	00:10.797	118,12 km/h	01:02.680	106,25 km/h
3	361	MAIER Helmut		VW Spiess-Golf				
		Lauf 1:	00:21.632	00:32.007	00:10.908	119,23 km/h	01:04.547	103,18 km/h
		Lauf 2:	00:21.608	00:31.792	00:10.843	123,62 km/h	01:04.243	103,67 km/h
		Lauf 3:	00:21.657	00:31.532	00:10.722	120,82 km/h	01:03.911	104,21 km/h
4	363	HEINDRICHS Andy		Opel Schneider Corsa 16V				
		Lauf 1:	00:23.308	00:34.226	00:11.343	116,11 km/h	01:08.877	96,69 km/h
		Lauf 2:	00:21.729	00:32.428	00:11.164	115,46 km/h	01:05.321	101,96 km/h
		Lauf 3:	00:21.768	00:32.136	00:11.010	115,09 km/h	01:04.914	102,60 km/h
5	375	DARAND Anthony		Peugeot 106				
		Lauf 1:	00:23.654	00:35.221	00:11.746	108,19 km/h	01:10.621	94,31 km/h
		Lauf 2:	00:22.927	00:35.086	00:11.767	109,69 km/h	01:09.780	95,44 km/h
		Lauf 3:	00:22.964	00:33.573	00:11.733	107,50 km/h	01:08.270	97,55 km/h
6	367	SCHULTE Benedikt		Citroën AX Sport				
		Lauf 1:	00:23.251	00:35.790	00:12.485	103,45 km/h	01:11.526	93,11 km/h
		Lauf 2:	00:23.070	00:34.983	00:12.459	103,62 km/h	01:10.512	94,45 km/h
		Lauf 3:	00:23.158	00:35.633	00:12.531	102,64 km/h	01:11.322	93,38 km/h
7	379	KRÜGER Thomas		Honda Civic VTEC				
		Lauf 1:	00:24.874	00:35.900	00:12.214	94,58 km/h	01:12.988	91,25 km/h
		Lauf 2:	00:24.202	00:34.754	00:12.368	91,31 km/h	01:11.324	93,38 km/h
		Lauf 3:	00:23.799	00:34.752	00:12.338	96,91 km/h	01:10.889	93,95 km/h
8	380	PAUTLER Romain		Honda CRX VTEC				
		Lauf 1:	00:24.508	00:35.809	00:12.269	105,11 km/h	01:12.586	91,75 km/h
		Lauf 2:	00:24.595	00:35.511	00:12.169	104,63 km/h	01:12.275	92,15 km/h
		Lauf 3:	00:24.367	00:36.001	00:11.974	104,83 km/h	01:12.342	92,06 km/h
9	378	SCHILTZ Max		Ford Fiesta				
		Lauf 1:	00:25.635	00:37.794	00:12.512	88,73 km/h	01:15.941	87,70 km/h
		Lauf 2:	00:25.451	00:37.601	00:12.271	92,69 km/h	01:15.323	88,42 km/h
		Lauf 3:	00:24.534	00:37.087	00:11.961	91,09 km/h	01:13.582	90,51 km/h
10	377	LINTGEN Ben		Ford Fiesta ST Cup				
		Lauf 1:	00:26.303	00:41.827	00:12.996	95,21 km/h	01:21.126	82,09 km/h
		Lauf 2:	00:25.174	00:38.686	00:12.554	100,39 km/h	01:16.414	87,16 km/h
		Lauf 3:	00:25.112	00:37.865	00:12.189	101,50 km/h	01:15.166	88,60 km/h
11	376	HOFFMANN Nathalie		Ford Fiesta Cup				
		Lauf 1:	*	*	*	* km/h	*	* km/h
		Lauf 2:	00:27.340	00:42.970	00:15.361	84,02 km/h	01:25.671	77,74 km/h
		Lauf 3:	00:27.240	00:42.764	00:13.779	86,63 km/h	01:23.783	79,49 km/h