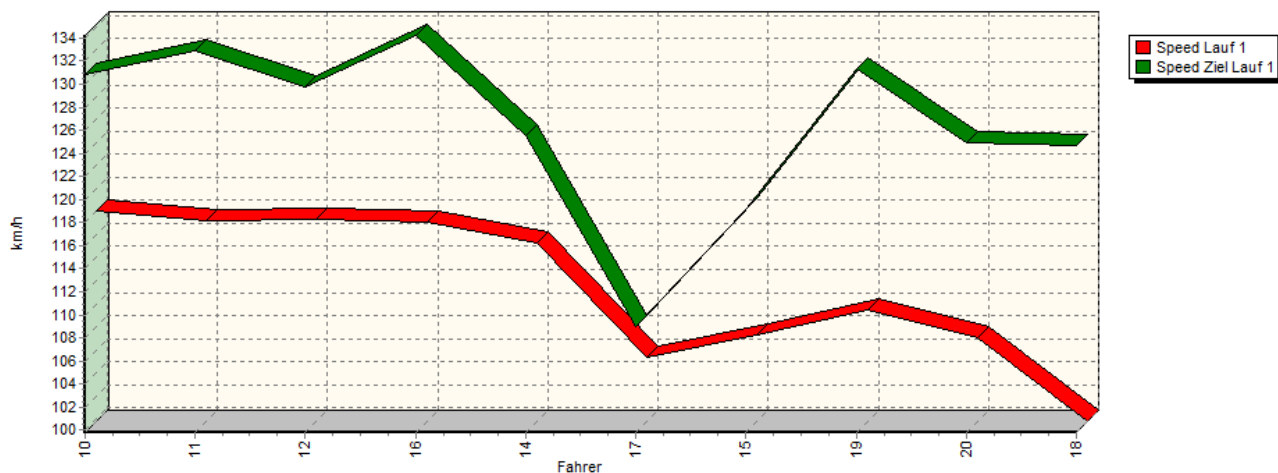


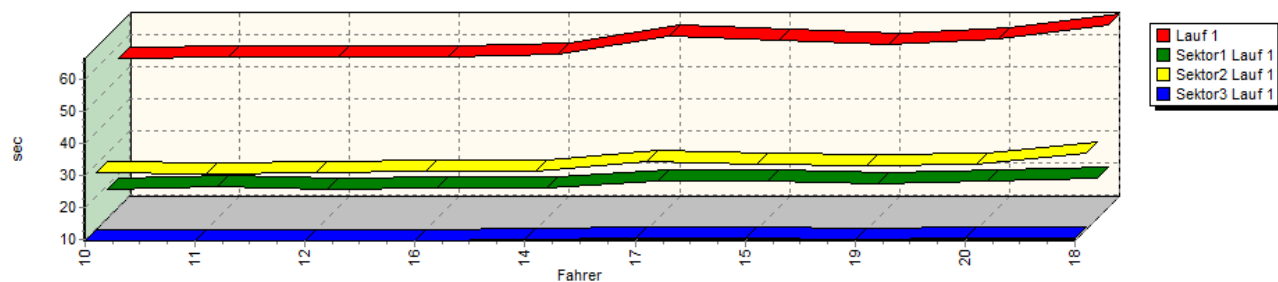
## Sektorzeiten & Speeds - Klasse 36 + 37

Groupe E2-SS+D(F3) Classe 36: F3

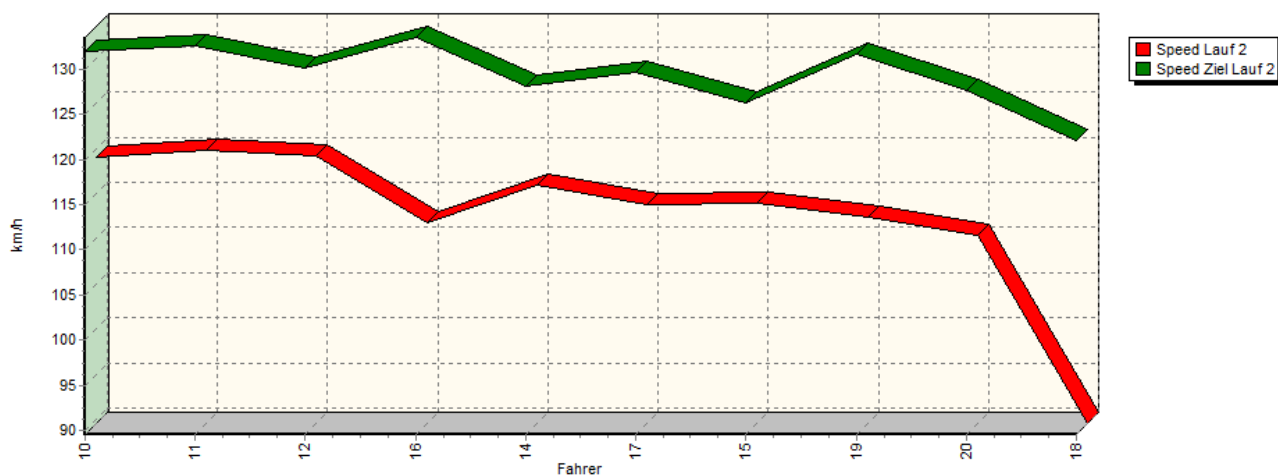
Speed-Diagramm Lauf 1



Sektor-Diagramm (Rest) Lauf 1

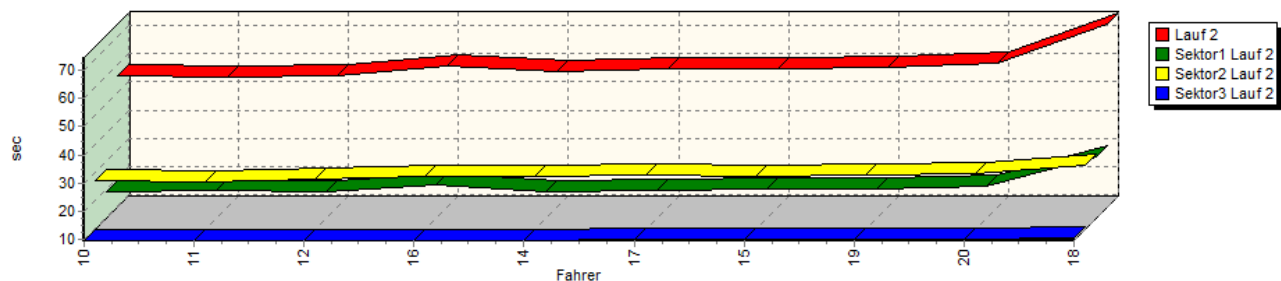


Speed-Diagramm Lauf 2

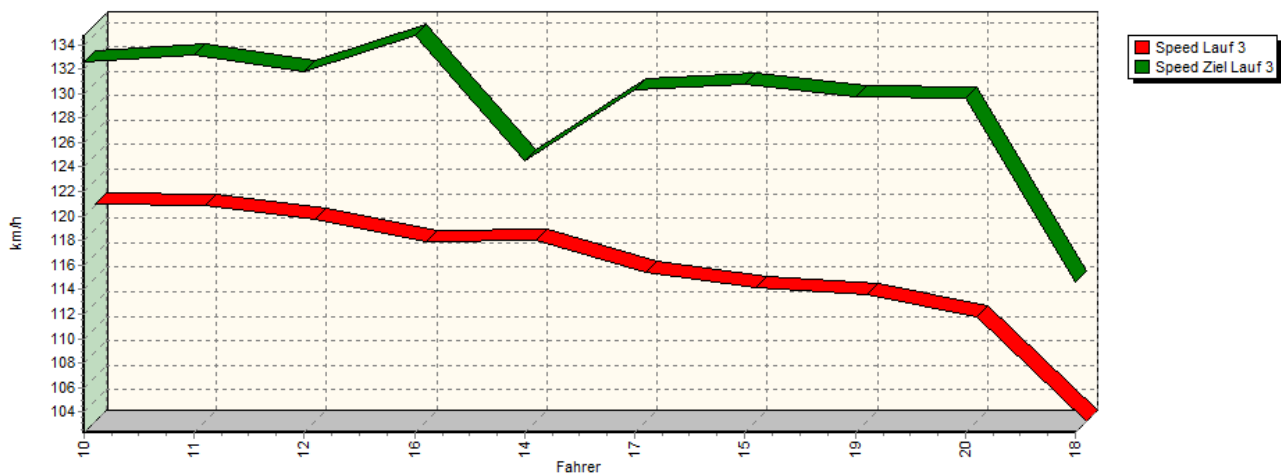


## Sektorzeiten & Speeds - Klasse 36 + 37

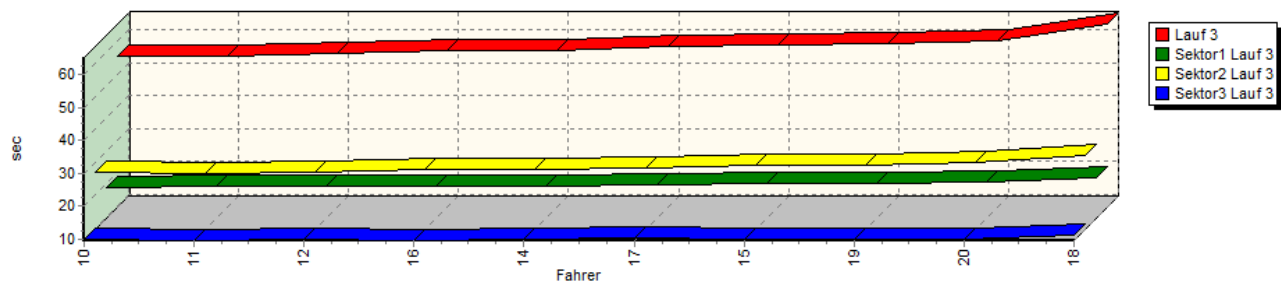
**Sektor-Diagramm (Rest) Lauf 2**



**Speed-Diagramm Lauf 3**



**Sektor-Diagramm (Rest) Lauf 3**



Rg.	Nr.	Sektor 1	Sektor 2	Sektor 3	Speed Ziel	Laufzeit	Speed (Lauf)	
1	10	<b>CHOLLEY Ludovic</b>		Dallara-Mercedes F306				
		Lauf 1:	00:18.884	00:27.611	00:09.932	130,84 km/h	00:56.427	118,03 km/h
		Lauf 2:	00:19.092	00:27.065	00:09.816	132,05 km/h	00:55.973	118,99 km/h
		Lauf 3:	00:18.855	00:26.866	00:09.734	132.62 km/h	00:55.455	120,10 km/h



## European Hill Race

Bergrennen Eschdorf

1. - 3. Mai 2015

Luxemburger Bergmeisterschaft 2015

Deutsche Bergmeisterschaft 2015

KW Berg-Cup 2015

NSU Bergpokal 2015



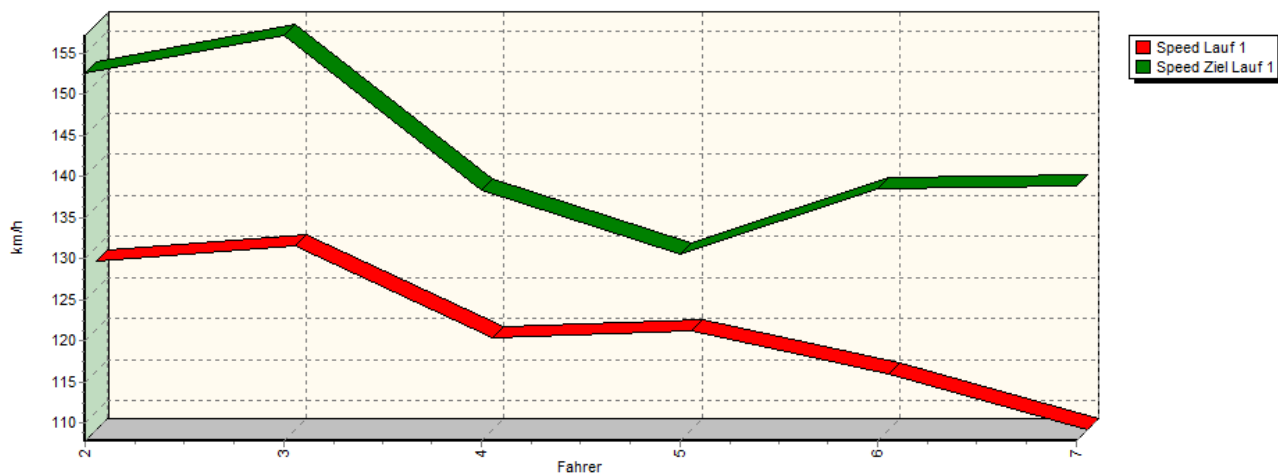
### Sektorzeiten & Speeds - Klasse 36 + 37

Rg.	Nr.	Sektor 1	Sektor 2	Sektor 3	Speed Ziel	Laufzeit	Speed (Lauf)
2	11	<b>BUCKINGHAM Paul</b>	Dallara-Mercedes F305/7				
		Lauf 1: 00:19.767	00:27.315	00:09.756	132,92 km/h	00:56.838	117,17 km/h
		Lauf 2: 00:19.506	00:26.462	00:09.623	132,58 km/h	00:55.591	119,80 km/h
		Lauf 3: 00:19.302	00:26.687	00:09.516	133,19 km/h	00:55.505	119,99 km/h
3	12	<b>GUTH Samy</b>	Dallara-Opel Spiess F302				
		Lauf 1: 00:19.019	00:27.791	00:09.972	129,70 km/h	00:56.782	117,29 km/h
		Lauf 2: 00:19.006	00:27.242	00:09.668	130,21 km/h	00:55.916	119,11 km/h
		Lauf 3: 00:19.205	00:27.006	00:09.826	131,84 km/h	00:56.037	118,85 km/h
4	16	<b>DEBRUYNE Frank</b>	Dallara-Opel Spiess F303				
		Lauf 1: 00:19.173	00:27.884	00:09.806	134,23 km/h	00:56.863	117,12 km/h
		Lauf 2: 00:21.475	00:28.333	00:09.802	133,54 km/h	00:59.610	111,73 km/h
		Lauf 3: 00:19.408	00:27.928	00:09.580	134,74 km/h	00:56.916	117,02 km/h
5	14	<b>CHOLLEY Patrick</b>	Dallara-Opel Spiess F302				
		Lauf 1: 00:19.530	00:28.215	00:10.030	125,51 km/h	00:57.775	115,27 km/h
		Lauf 2: 00:19.142	00:28.444	00:09.866	128,16 km/h	00:57.452	115,92 km/h
		Lauf 3: 00:19.267	00:27.819	00:09.794	124,49 km/h	00:56.880	117,09 km/h
6	17	<b>FUSILLIER Philippe</b>	Dallara-Renault F302 Sodemo				
		Lauf 1: 00:21.328	00:31.090	00:10.772	108,99 km/h	01:03.190	105,40 km/h
		Lauf 2: 00:19.627	00:28.786	00:10.120	129,62 km/h	00:58.533	113,78 km/h
		Lauf 3: 00:19.586	00:28.392	00:10.173	130,33 km/h	00:58.151	114,53 km/h
7	15	<b>LE MAITRE Colin</b>	Dallara-Mugen Honda F307				
		Lauf 1: 00:21.322	00:30.102	00:10.661	119,18 km/h	01:02.085	107,27 km/h
		Lauf 2: 00:19.905	00:28.533	00:10.021	126,35 km/h	00:58.459	113,93 km/h
		Lauf 3: 00:19.972	00:28.875	00:09.978	130,78 km/h	00:58.825	113,22 km/h
8	19	<b>SAINTMARD Gilles</b>	Dallara-Opel F393				
		Lauf 1: 00:20.502	00:29.910	00:10.407	131,35 km/h	01:00.819	109,50 km/h
		Lauf 2: 00:20.118	00:28.958	00:10.148	131,72 km/h	00:59.224	112,45 km/h
		Lauf 3: 00:20.025	00:28.994	00:10.063	129,79 km/h	00:59.082	112,73 km/h
9	20	<b>BRAQUET Roland</b>	Dallara-VW F308/11				
		Lauf 1: 00:21.444	00:30.232	00:10.543	124,95 km/h	01:02.219	107,04 km/h
		Lauf 2: 00:20.784	00:29.251	00:10.279	127,69 km/h	01:00.314	110,42 km/h
		Lauf 3: 00:20.467	00:29.714	00:09.912	129,62 km/h	01:00.093	110,83 km/h
10	18	<b>BOEMER Didier</b>	Dallara-Opel F394				
		Lauf 1: 00:22.218	00:33.832	00:10.687	124,66 km/h	01:06.737	99,79 km/h
		Lauf 2: 00:31.176	00:32.506	00:10.697	122,14 km/h	01:14.379	89,54 km/h
		Lauf 3: 00:21.784	00:31.912	00:11.388	114,62 km/h	01:05.084	102,33 km/h

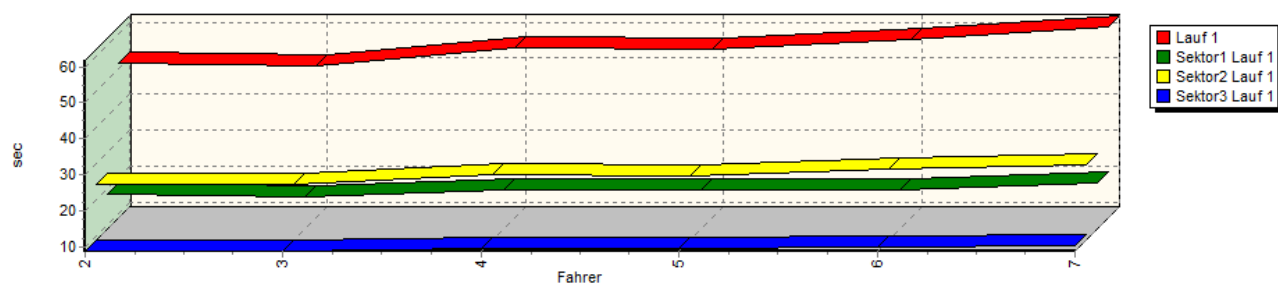
## Sektorzeiten & Speeds - Klasse 36 + 37

Groupe E2-SS+D(F3) Classe 37: +2000-3000 ccm

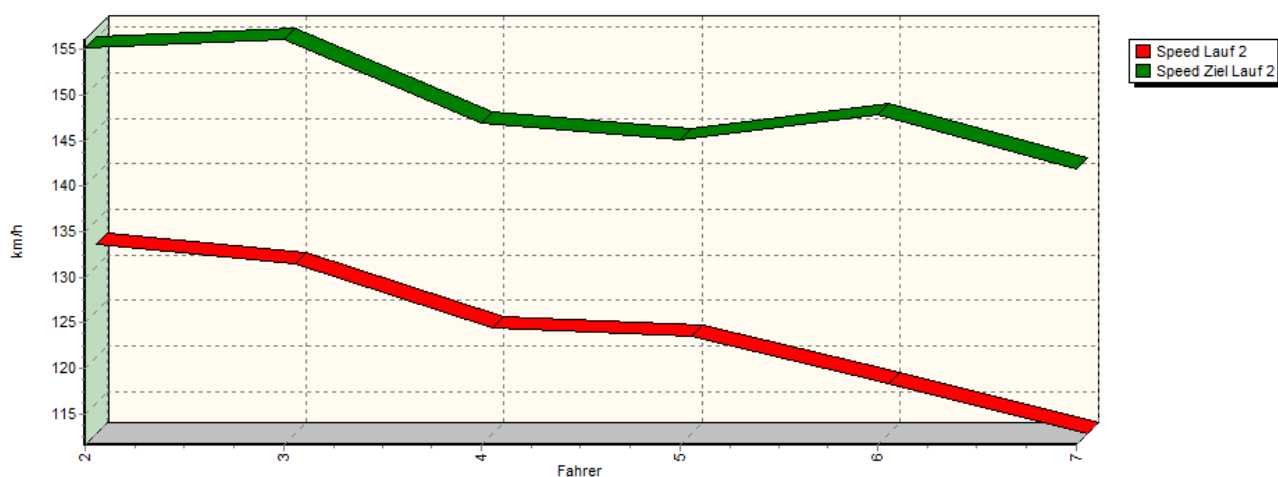
Speed-Diagramm Lauf 1



Sektor-Diagramm (Rest) Lauf 1

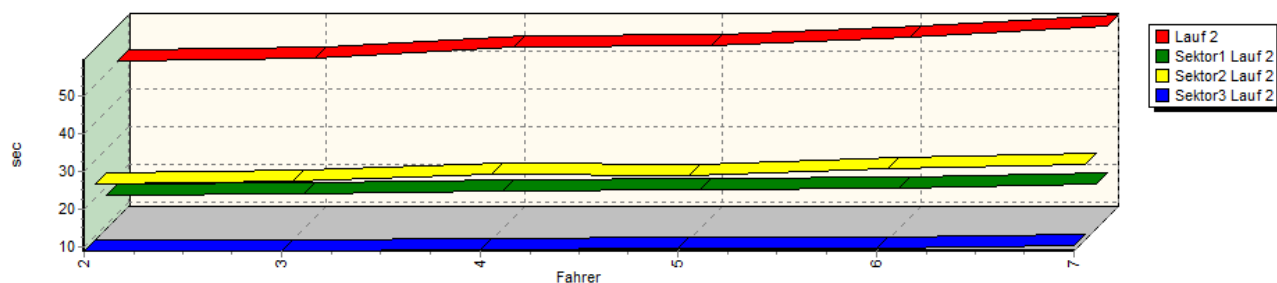


Speed-Diagramm Lauf 2

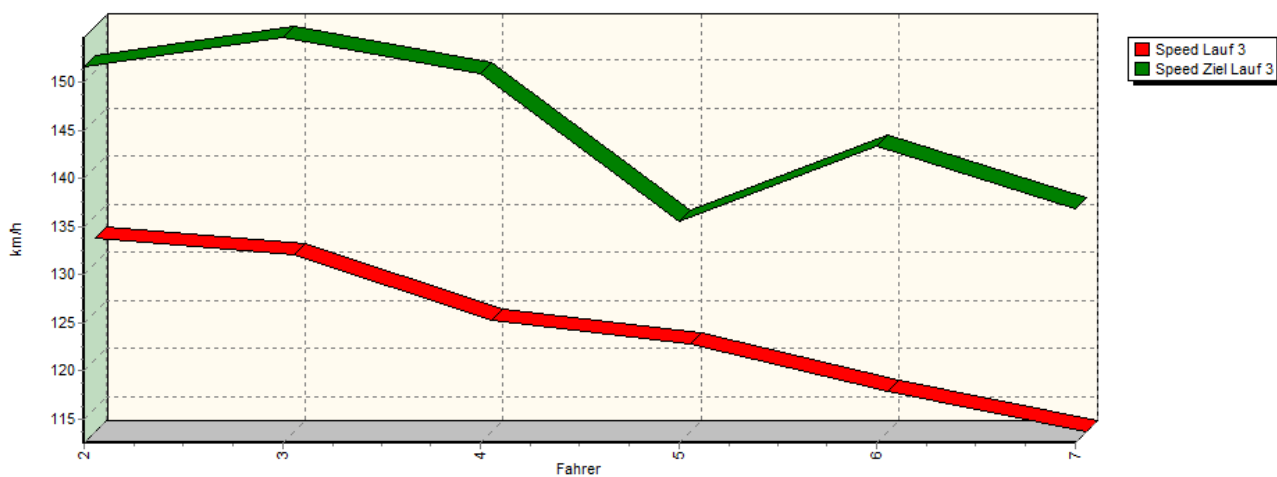


## Sektorzeiten & Speeds - Klasse 36 + 37

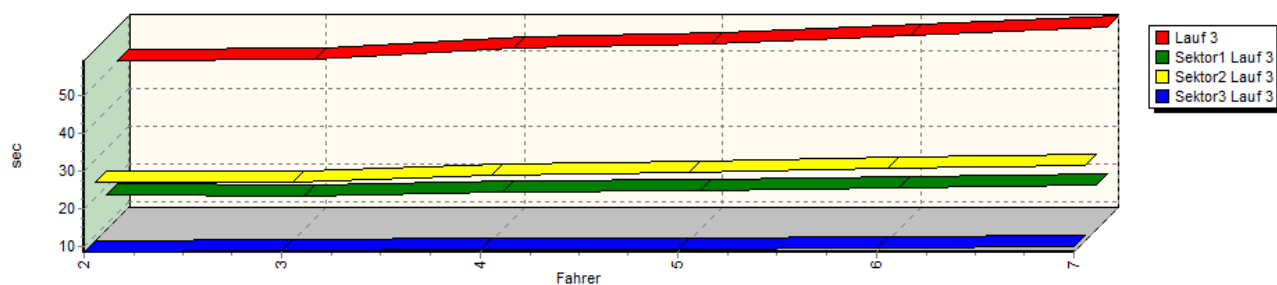
**Sektor-Diagramm (Rest) Lauf 2**



**Speed-Diagramm Lauf 3**



**Sektor-Diagramm (Rest) Lauf 3**



Rg.	Nr.	Sektor 1	Sektor 2	Sektor 3	Speed Ziel	Laufzeit	Speed (Lauf)	
1	2	<b>BERGUERAND Eric</b>		Lola-Cosworth Fa99				
		Lauf 1:	00:18.554	00:24.471	00:08.834	152,64 km/h	00:51.859	128,42 km/h
		Lauf 2:	00:17.843	00:23.637	00:08.823	155,23 km/h	00:50.303	132,40 km/h
		Lauf 3:	00:17.745	00:23.942	00:08.544	151.64 km/h	00:50.231	132.59 km/h



# European Hill Race

Bergrennen Eschdorf

1. - 3. Mai 2015

Luxemburger Bergmeisterschaft 2015

Deutsche Bergmeisterschaft 2015

KW Berg-Cup 2015

NSU Bergpokal 2015



## Sektorzeiten & Speeds - Klasse 36 + 37

Rg.	Nr.	Sektor 1	Sektor 2	Sektor 3	Speed Ziel	Laufzeit	Speed (Lauf)	
2	3	<b>HAUSER David</b>	Wolf Power GB08F1					
		Lauf 1:	00:17.843	00:24.409	00:08.860	157,20 km/h	00:51.112	130,30 km/h
		Lauf 2:	00:17.916	00:24.237	00:08.957	156,07 km/h	00:51.110	130,31 km/h
		Lauf 3:	00:17.505	00:24.258	00:09.093	154,70 km/h	00:50.856	130,96 km/h
3	4	<b>HUGENTOBLER Simon</b>	Reynard-Cosworth 93D					
		Lauf 1:	00:19.522	00:26.808	00:09.624	138,44 km/h	00:55.954	119,03 km/h
		Lauf 2:	00:18.662	00:26.254	00:09.112	146,88 km/h	00:54.028	123,27 km/h
		Lauf 3:	00:18.604	00:25.967	00:09.126	150,96 km/h	00:53.697	124,03 km/h
4	5	<b>ALLAIS Daniel</b>	Reynard-Judd 97D					
		Lauf 1:	00:19.510	00:26.622	00:09.456	130,58 km/h	00:55.588	119,81 km/h
		Lauf 2:	00:19.042	00:25.879	00:09.499	145,04 km/h	00:54.420	122,38 km/h
		Lauf 3:	00:18.861	00:26.494	00:09.392	135,50 km/h	00:54.747	121,65 km/h
5	6	<b>WATIN Patrick</b>	Lola-Zytek B99/50					
		Lauf 1:	00:19.574	00:28.650	00:09.874	138,61 km/h	00:58.098	114,63 km/h
		Lauf 2:	00:19.636	00:27.725	00:09.488	147,77 km/h	00:56.849	117,15 km/h
		Lauf 3:	00:19.589	00:27.782	00:09.734	143,42 km/h	00:57.105	116,63 km/h
6	7	<b>LOMBARDO Antoine</b>	Lola-Zytek F3000					
		Lauf 1:	00:21.462	00:29.743	00:10.561	138,82 km/h	01:01.766	107,83 km/h
		Lauf 2:	00:20.686	00:28.726	00:10.247	141,93 km/h	00:59.659	111,64 km/h
		Lauf 3:	00:20.544	00:28.533	00:10.140	136,89 km/h	00:59.217	112,47 km/h