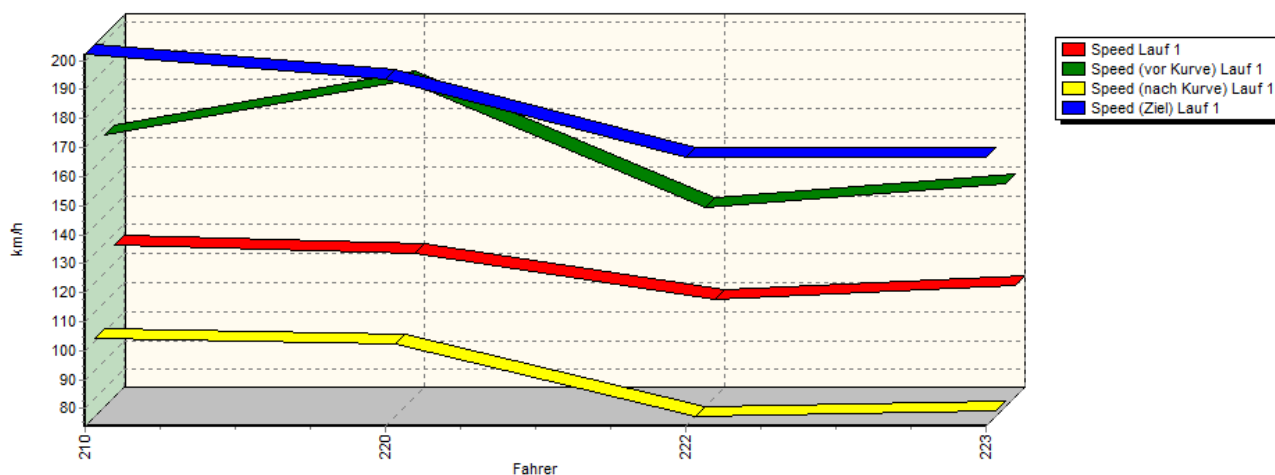
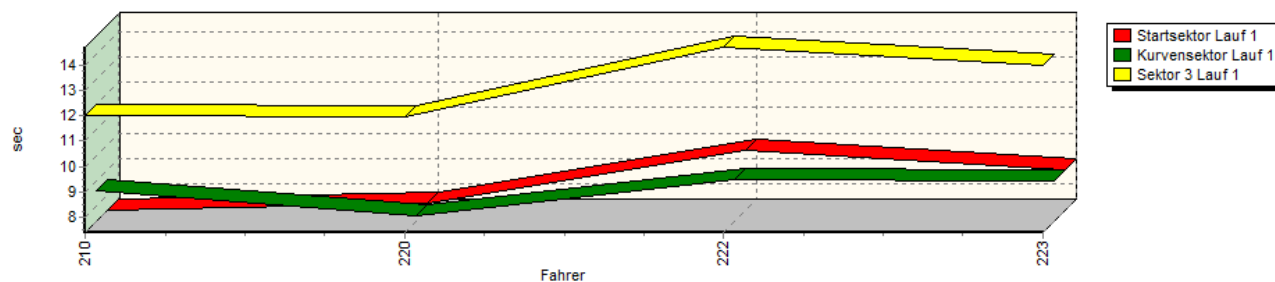


Sektorzeiten & Speeds - Klassen E1 +3000 und E2-SH +2000

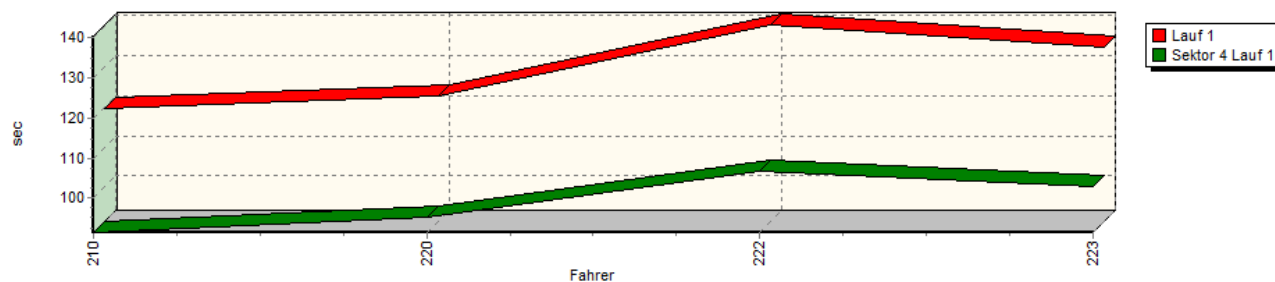
Speed-Diagramm Lauf 1



Sektor-Diagramm (Start) Lauf 1

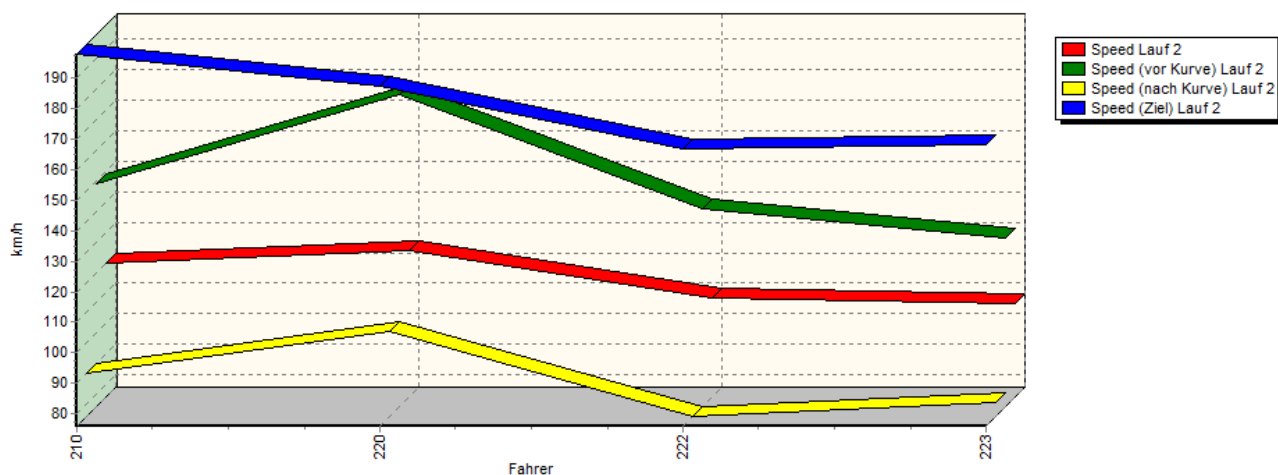


Sektor-Diagramm (Rest) Lauf 1

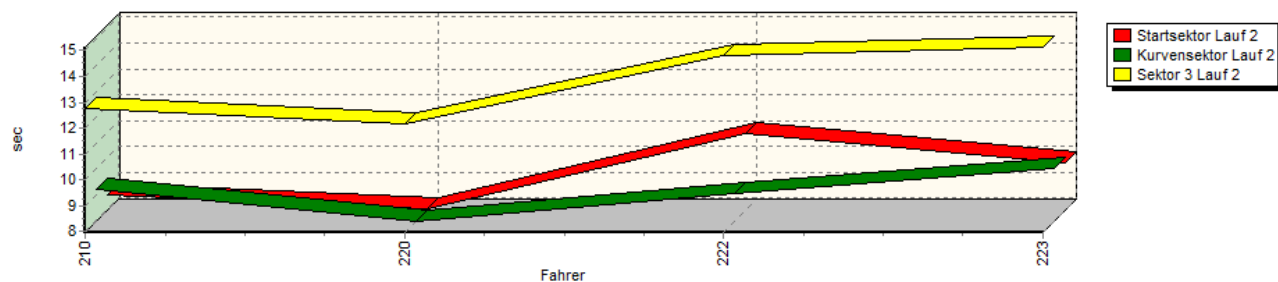


Sektorzeiten & Speeds - Klassen E1 +3000 und E2-SH +2000

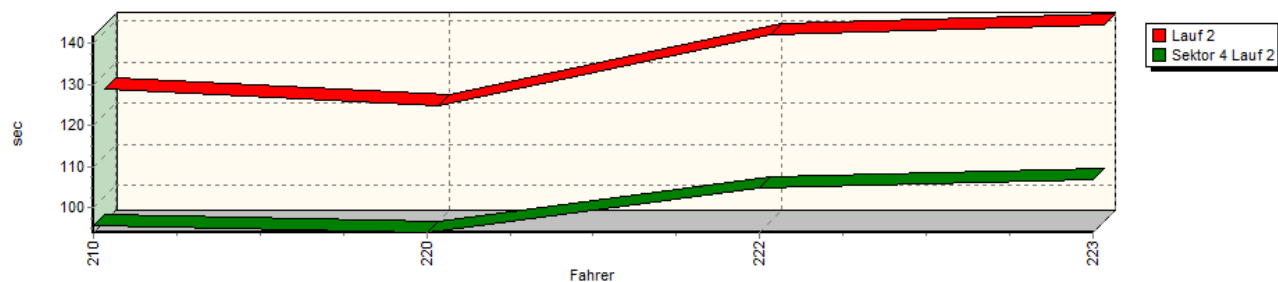
Speed-Diagramm Lauf 2



Sektor-Diagramm (Start) Lauf 2

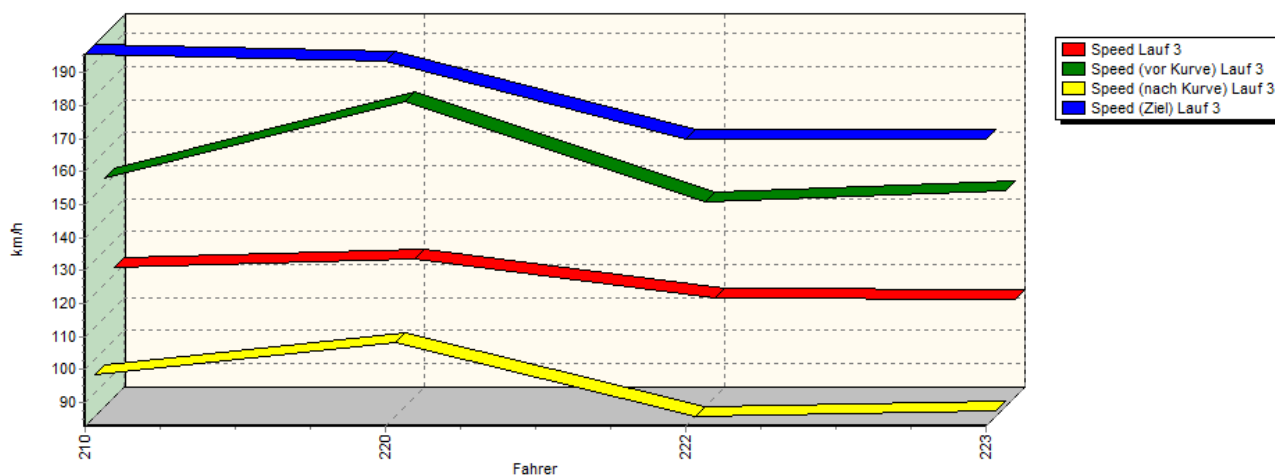


Sektor-Diagramm (Rest) Lauf 2

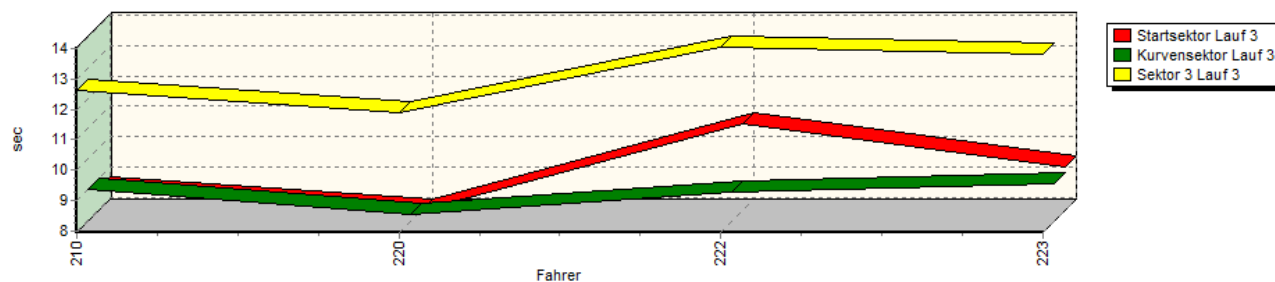


Sektorzeiten & Speeds - Klassen E1 +3000 und E2-SH +2000

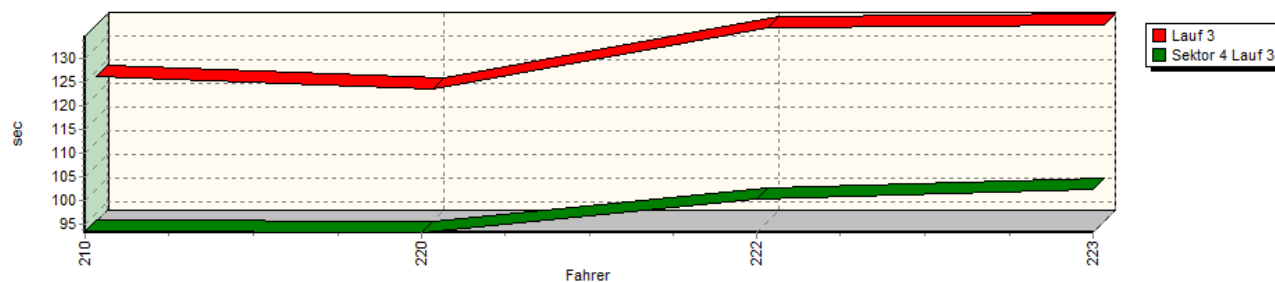
Speed-Diagramm Lauf 3



Sektor-Diagramm (Start) Lauf 3



Sektor-Diagramm (Rest) Lauf 3

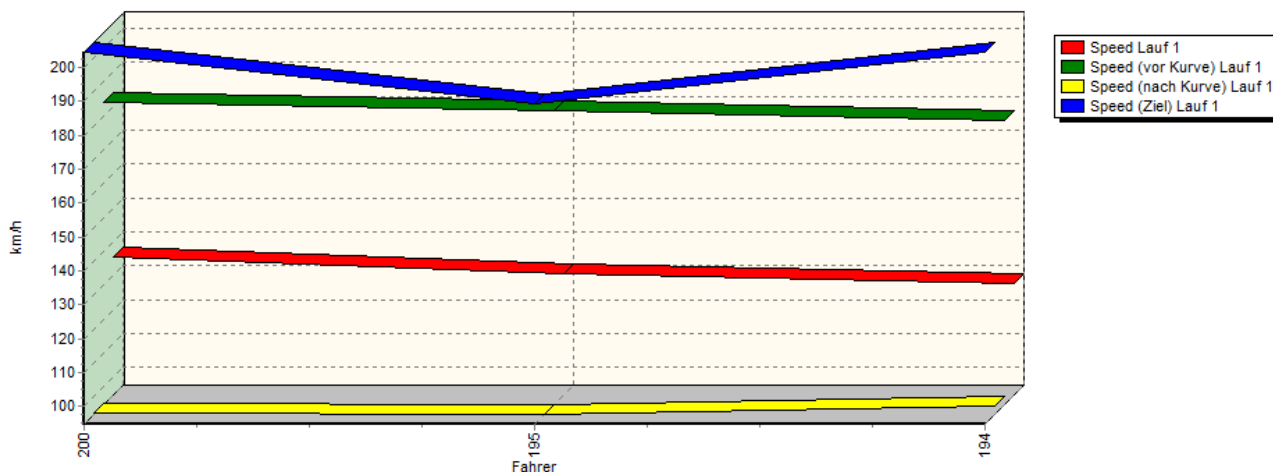


| Rg. | Nr. | Startsek. | Speed vor Kurve | 90°-Kurve | Speed n. K. | Sektor 3 | Sektor 4 | Speed Ziel | Laufzeit | Speed (Lauf) |
|-----|---------|---------------------------------------|-----------------|-----------|-------------|----------|-----------|-------------|-----------|--------------|
| 1 | 210 | STOLZ Herbert Porsche 935 DPlI | | | | | | | | |
| | Lauf 1: | 07.416 | 167,70 km/h | 08.645 | 100,91 km/h | 12.021 | 01:31.463 | 202,25 km/h | 01:59.545 | 126,48 km/h |
| | Lauf 2: | 08.561 | 149,00 km/h | 09.201 | 90,18 km/h | 12.755 | 01:35.713 | 197,80 km/h | 02:06.230 | 119,78 km/h |
| | Lauf 3: | 08.685 | 151,99 km/h | 08.996 | 95,58 km/h | 12.637 | 01:33.541 | 195,65 km/h | 02:03.859 | 122,07 km/h |

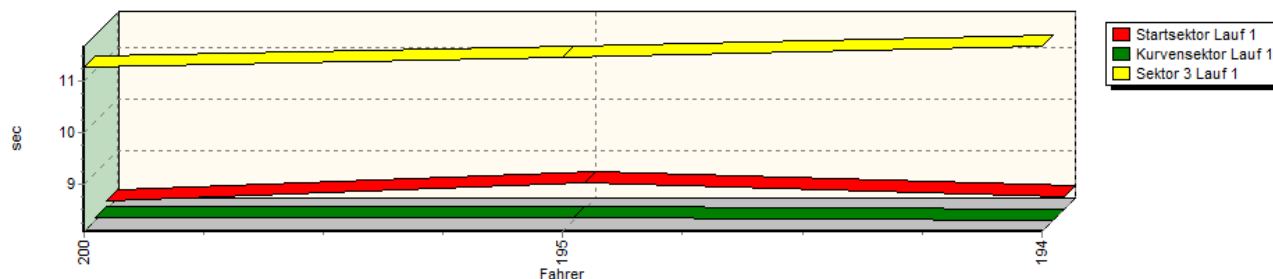
Sektorzeiten & Speeds - Klassen E1 +3000 und E2-SH +2000

| Rg. | Nr. | Startsek. | Speed vor Kurve | 90°-Kurve | Speed n. K. | Sektor 3 | Sektor 4 | Speed Ziel | Laufzeit | Speed (Lauf) |
|-----|---------|--------------------------|-----------------|----------------------|-------------|----------|-----------|-------------|-----------|--------------|
| 2 | 220 | HANDA Norbert | | Lancia Delta | | | | | | |
| | Lauf 1: | 07.662 | 186,47 km/h | 07.612 | 98,80 km/h | 11.925 | 01:35.359 | 193,55 km/h | 02:02.558 | 123,37 km/h |
| | Lauf 2: | 08.027 | 178,12 km/h | 07.956 | 103,75 km/h | 12.157 | 01:33.885 | 187,50 km/h | 02:02.025 | 123,91 km/h |
| | Lauf 3: | 07.965 | 175,46 km/h | 08.196 | 105,31 km/h | 11.898 | 01:33.322 | 193,55 km/h | 02:01.381 | 124,57 km/h |
| 3 | 222 | RÖCK Sabine | | VW Golf I Turbo | | | | | | |
| | Lauf 1: | 09.783 | 142,41 km/h | 09.068 | 73,91 km/h | 14.685 | 01:46.796 | 166,67 km/h | 02:20.332 | 107,74 km/h |
| | Lauf 2: | 10.930 | 140,74 km/h | 09.021 | 75,97 km/h | 14.804 | 01:44.730 | 166,67 km/h | 02:19.485 | 108,40 km/h |
| | Lauf 3: | 10.789 | 144,87 km/h | 08.932 | 82,74 km/h | 14.030 | 01:40.434 | 169,81 km/h | 02:14.185 | 112,68 km/h |
| 4 | 223 | STRUCKMANN Norman | | Ford Escort Cosworth | | | | | | |
| | Lauf 1: | 09.006 | 150,93 km/h | 08.991 | 75,76 km/h | 13.985 | 01:42.791 | 166,67 km/h | 02:14.773 | 112,19 km/h |
| | Lauf 2: | 09.783 | 131,16 km/h | 09.998 | 80,61 km/h | 15.131 | 01:46.925 | 168,22 km/h | 02:21.837 | 106,60 km/h |
| | Lauf 3: | 09.380 | 148,24 km/h | 09.190 | 84,32 km/h | 13.821 | 01:42.389 | 169,81 km/h | 02:14.780 | 112,18 km/h |

Speed-Diagramm Lauf 1

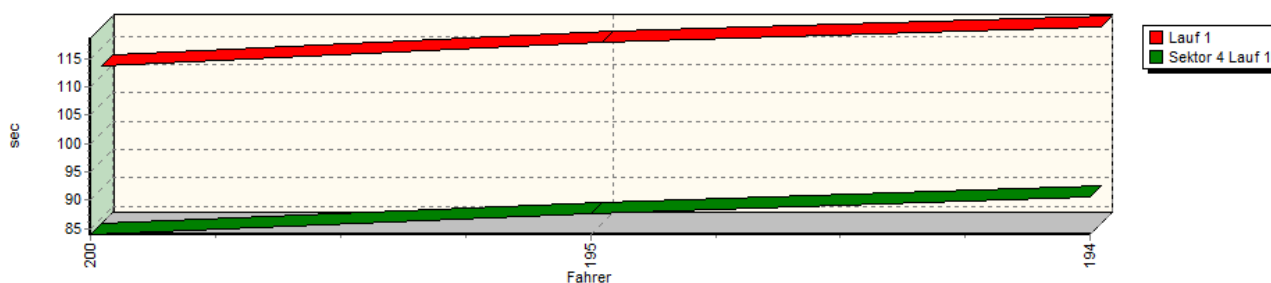


Sektor-Diagramm (Start) Lauf 1

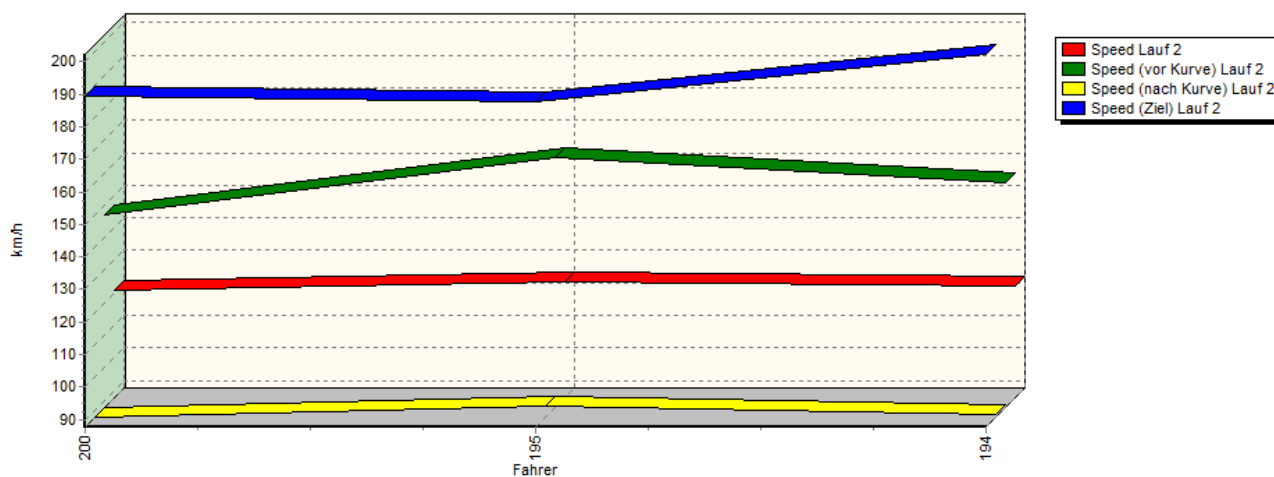


Sektorzeiten & Speeds - Klassen E1 +3000 und E2-SH +2000

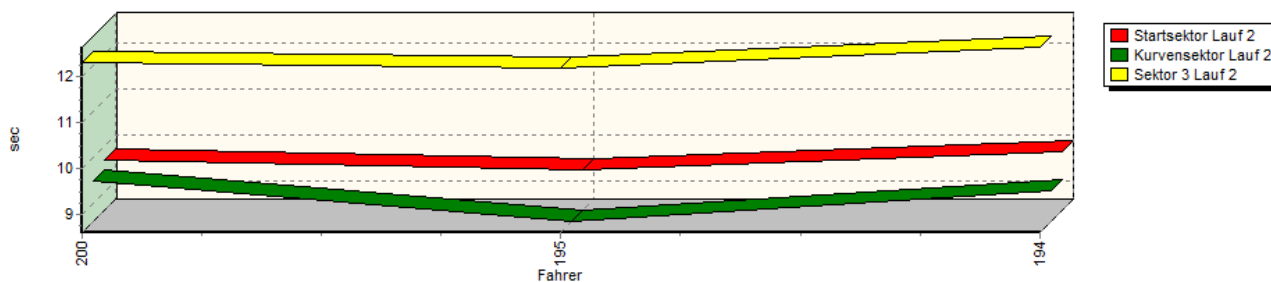
Sektor-Diagramm (Rest) Lauf 1



Speed-Diagramm Lauf 2

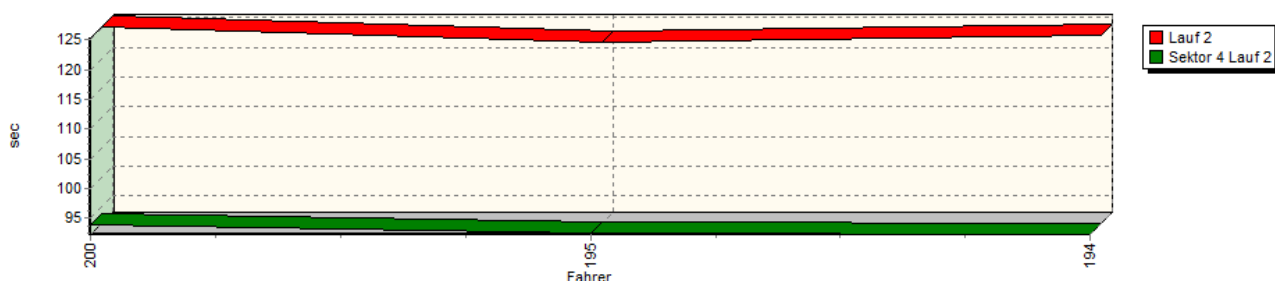


Sektor-Diagramm (Start) Lauf 2

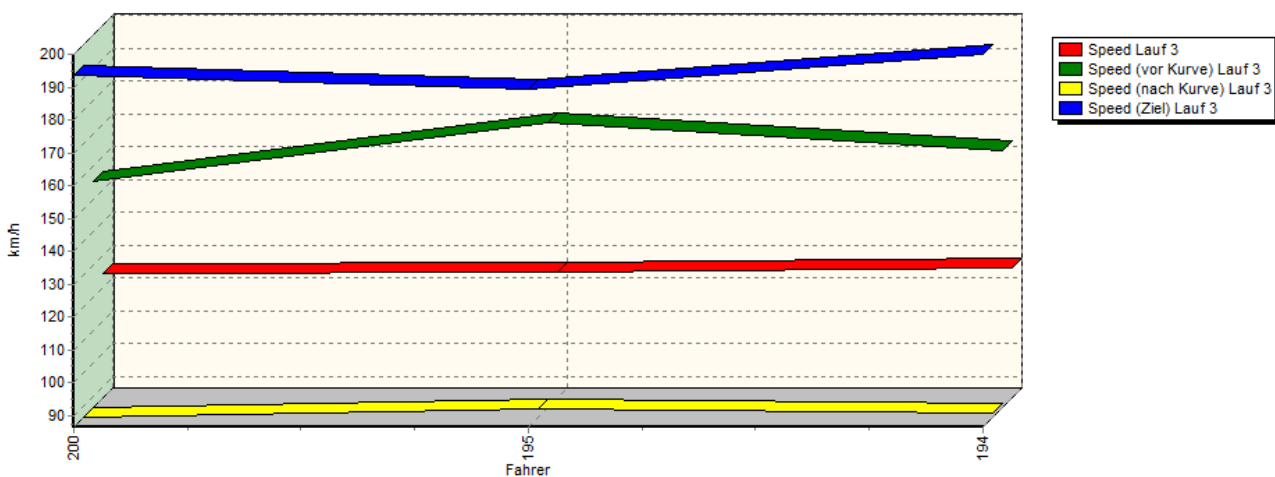


Sektorzeiten & Speeds - Klassen E1 +3000 und E2-SH +2000

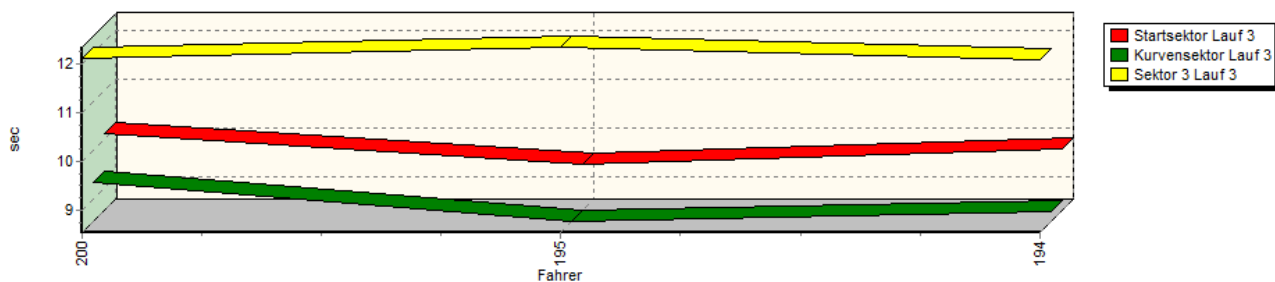
Sektor-Diagramm (Rest) Lauf 2



Speed-Diagramm Lauf 3

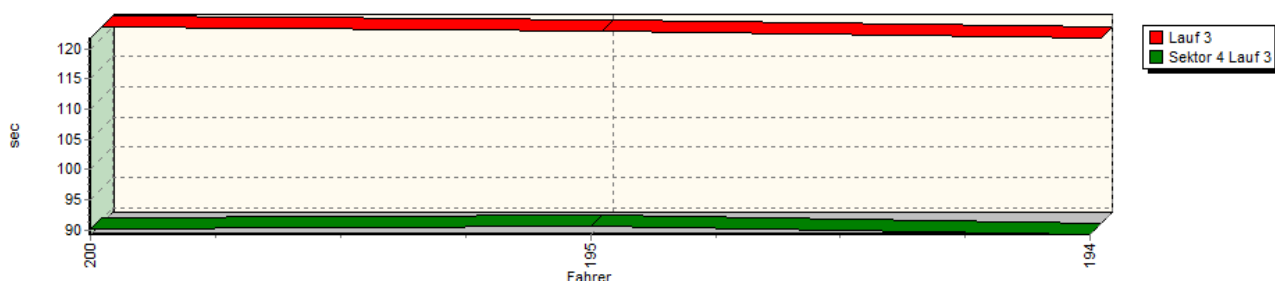


Sektor-Diagramm (Start) Lauf 3



Sektorzeiten & Speeds - Klassen E1 +3000 und E2-SH +2000

Sektor-Diagramm (Rest) Lauf 3



| Rg. | Nr. | Startsek. | Speed vor Kurve | 90°-Kurve | Speed n. K. | Sektor 3 | Sektor 4 | Speed Ziel | Laufzeit | Speed (Lauf) |
|-----|---------|--------------------------|-------------------|-----------|-------------|----------|-----------|-------------|-----------|--------------|
| 1 | 200 | BRENNER Norbert | Opel Vectra GTS | | | | | | | |
| | Lauf 1: | 08.247 | 184,11 km/h | 08.153 | 95,19 km/h | 11.270 | 01:23.978 | 204,55 km/h | 01:51.648 | 135,42 km/h |
| | Lauf 2: | 09.703 | 146,71 km/h | 09.494 | 87,73 km/h | 12.305 | 01:33.809 | 189,47 km/h | 02:05.311 | 120,66 km/h |
| | Lauf 3: | 10.107 | 155,47 km/h | 09.345 | 86,49 km/h | 12.127 | 01:30.182 | 193,55 km/h | 02:01.761 | 124,18 km/h |
| 2 | 195 | HOFFMANN Klaus | Opel Astra V8 DTM | | | | | | | |
| | Lauf 1: | 08.611 | 181,55 km/h | 08.154 | 94,80 km/h | 11.438 | 01:27.726 | 189,47 km/h | 01:55.929 | 130,42 km/h |
| | Lauf 2: | 09.483 | 164,48 km/h | 08.607 | 91,33 km/h | 12.195 | 01:32.501 | 187,50 km/h | 02:02.786 | 123,14 km/h |
| | Lauf 3: | 09.493 | 173,36 km/h | 08.539 | 89,13 km/h | 12.346 | 01:30.695 | 189,47 km/h | 02:01.073 | 124,88 km/h |
| 3 | 194 | SCHMITT Sebastian | Opel Astra V8 DTM | | | | | | | |
| | Lauf 1: | 08.338 | 178,76 km/h | 08.097 | 97,16 km/h | 11.659 | 01:30.491 | 204,55 km/h | 01:58.585 | 127,50 km/h |
| | Lauf 2: | 09.879 | 156,98 km/h | 09.276 | 88,76 km/h | 12.653 | 01:32.203 | 202,25 km/h | 02:04.011 | 121,93 km/h |
| | Lauf 3: | 09.804 | 164,65 km/h | 08.746 | 87,82 km/h | 12.078 | 01:29.221 | 200,00 km/h | 01:59.849 | 126,16 km/h |