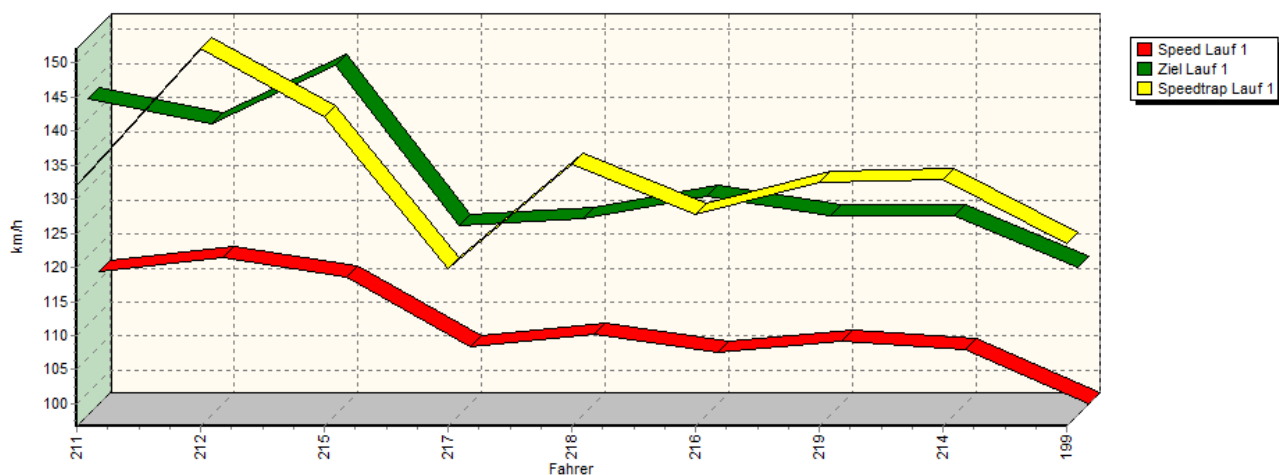
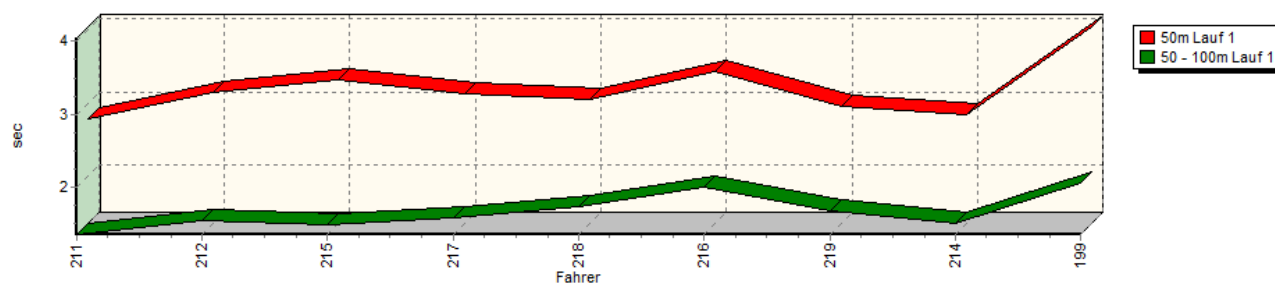


## Sektorzeiten & Speeds - Rennen - Gruppe E1-FIA/E1-BERG/E1-ACL/H/FS über 3000 ccm - K

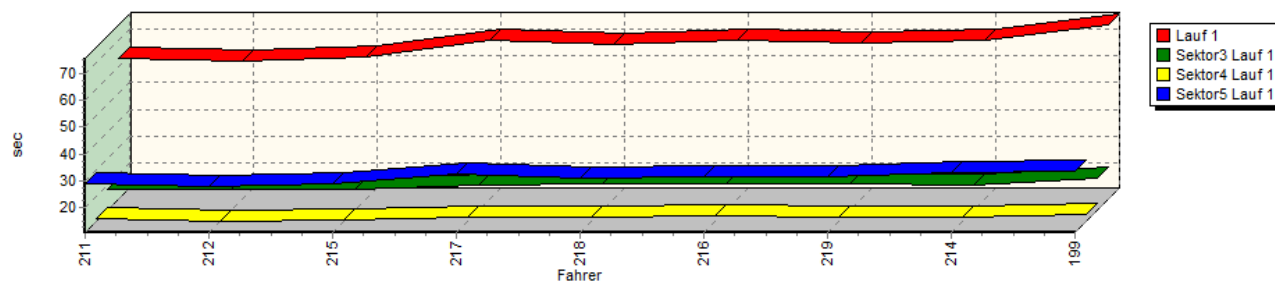
Speed-Diagramm Lauf 1



Sektor-Diagramm (Start) Lauf 1

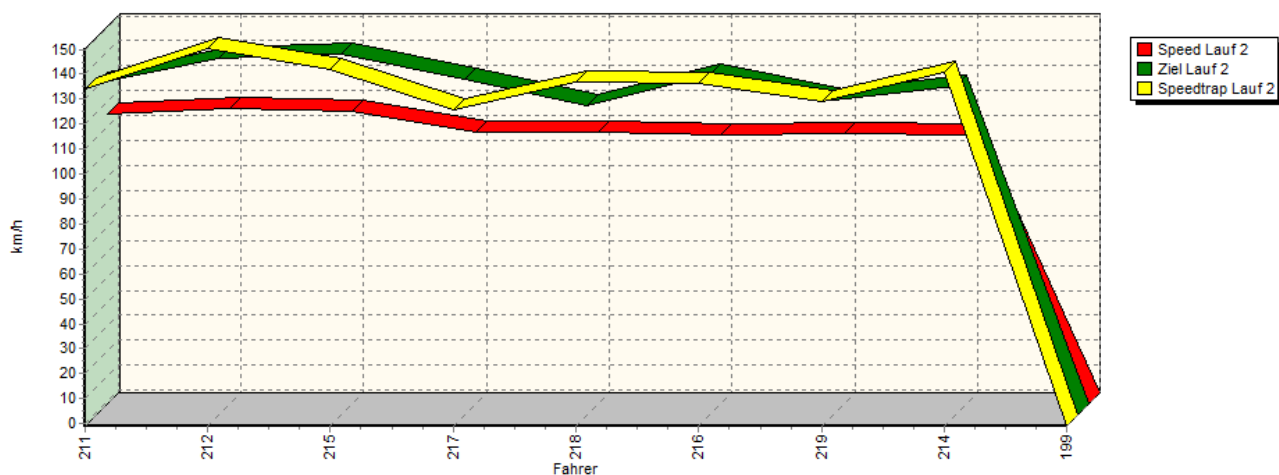


Sektor-Diagramm (Rest) Lauf 1

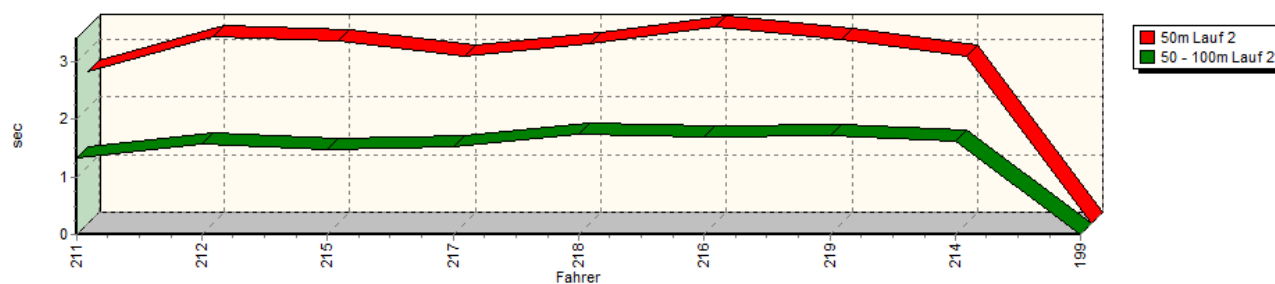


## Sektorzeiten & Speeds - Rennen - Gruppe E1-FIA/E1-BERG/E1-ACL/H/FS über 3000 ccm - K

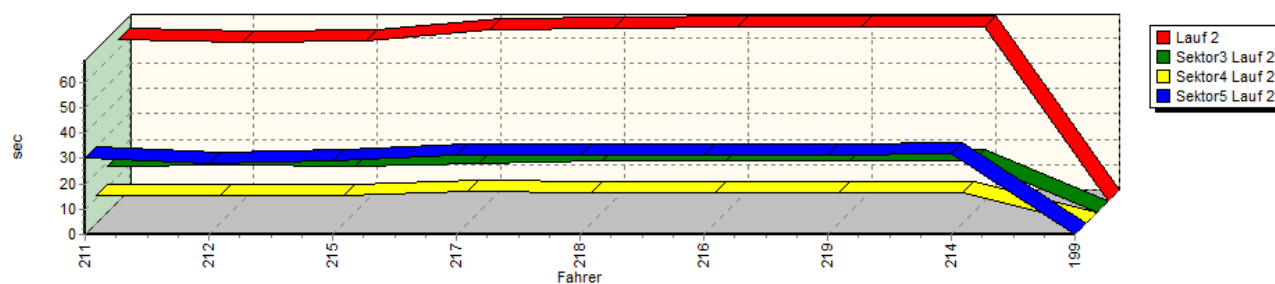
Speed-Diagramm Lauf 2



Sektor-Diagramm (Start) Lauf 2

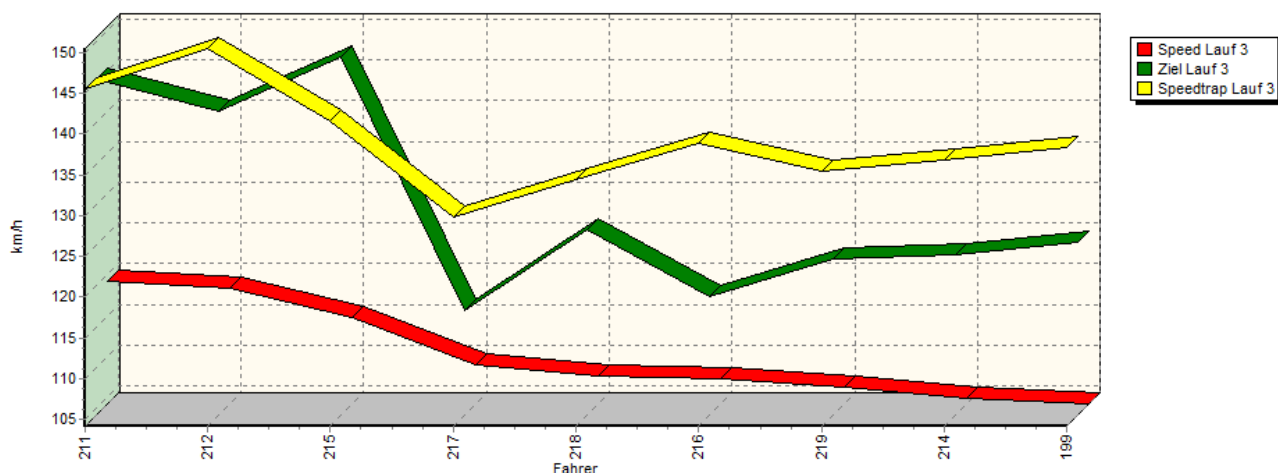


Sektor-Diagramm (Rest) Lauf 2

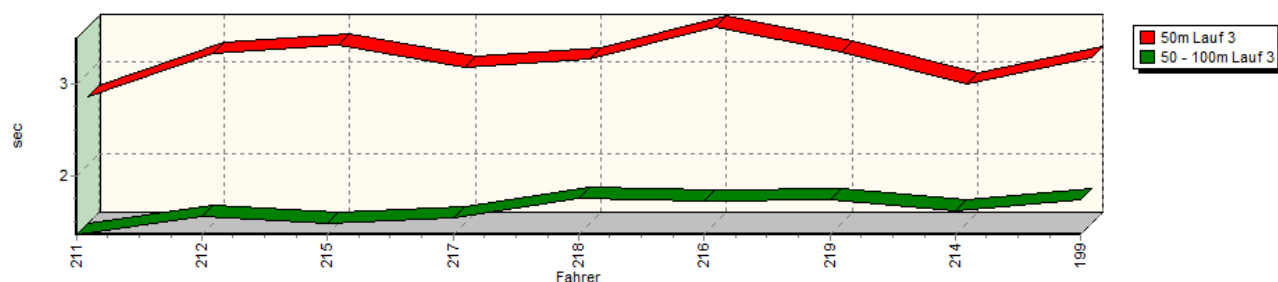


## Sektorzeiten & Speeds - Rennen - Gruppe E1-FIA/E1-BERG/E1-ACL/H/FS über 3000 ccm - K

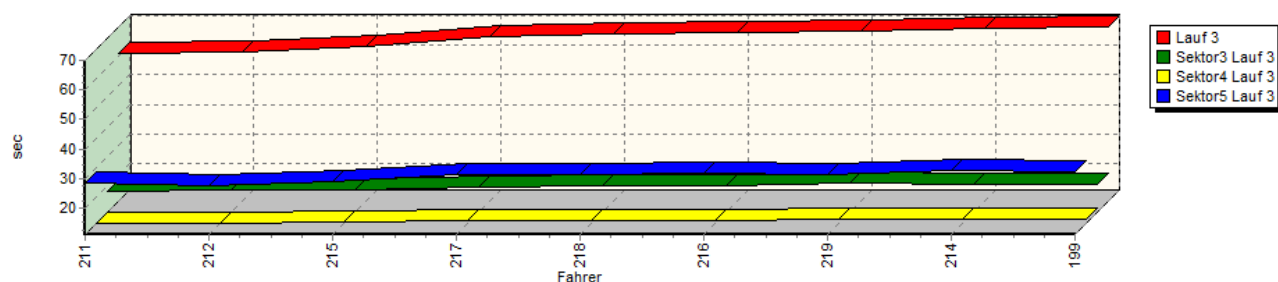
Speed-Diagramm Lauf 3



Sektor-Diagramm (Start) Lauf 3



Sektor-Diagramm (Rest) Lauf 3



Rg.	Nr.	Sektor 1	Sektor 2	Sektor 3	Sektor 4	Speed Trap	Sektor 5	Speed (Ziel)	Laufzeit	Speed (Lauf)	
1	211	<b>ZLATKOV Nikolay</b>		Audi Quattro S1							
		Lauf 1:	00:02.791	00:01.358	00:18.274	00:11.522	132,12 km/h	00:28.968	143,07 km/h	01:02.913	116,16 km/h
		Lauf 2:	00:02.645	00:01.342	00:17.979	00:11.054	134,35 km/h	00:30.343	131,82 km/h	01:03.363	115,34 km/h
		Lauf 3:	00:02.746	00:01.360	00:17.952	00:10.825	145,51 km/h	00:28.398	145,37 km/h	01:01.281	119,25 km/h

### Sektorzeiten & Speeds - Rennen - Gruppe E1-FIA/E1-BERG/E1-ACL/H/FS über 3000 ccm - K

Rg.	Nr.		Sektor 1	Sektor 2	Sektor 3	Sektor 4	Speed Trap	Sektor 5	Speed (Ziel)	Laufzeit	Speed (Lauf)
2	212	<b>WERVER Nicolas</b>	Porsche 997 Cup								
		Lauf 1:	00:03.139	00:01.552	00:18.452	00:10.735	152,10 km/h	00:28.015	139,34 km/h	01:01.893	118,08 km/h
		Lauf 2:	00:03.247	00:01.568	00:18.379	00:11.068	150,28 km/h	00:27.955	141,68 km/h	01:02.217	117,46 km/h
		Lauf 3:	00:03.214	00:01.557	00:18.469	00:10.827	150,48 km/h	00:27.638	141,45 km/h	01:01.705	118,43 km/h
3	215	<b>RUCH René</b>	Ferrari 355 GT								
		Lauf 1:	00:03.314	00:01.486	00:18.653	00:11.168	142,08 km/h	00:28.798	148,00 km/h	01:03.419	115,23 km/h
		Lauf 2:	00:03.172	00:01.469	00:18.017	00:11.223	141,97 km/h	00:29.141	143,62 km/h	01:03.022	115,96 km/h
		Lauf 3:	00:03.294	00:01.474	00:18.586	00:11.530	141,53 km/h	00:28.813	148,17 km/h	01:03.697	114,73 km/h
4	217	<b>SCHILLING Nico</b>	Subaru Impreza WRX STI								
		Lauf 1:	00:03.134	00:01.588	00:20.138	00:12.357	119,82 km/h	00:32.381	124,60 km/h	01:09.598	105,00 km/h
		Lauf 2:	00:02.897	00:01.534	00:19.436	00:12.344	125,83 km/h	00:31.432	133,35 km/h	01:07.643	108,04 km/h
		Lauf 3:	00:03.053	00:01.547	00:19.211	00:11.966	129,79 km/h	00:31.275	117,06 km/h	01:07.052	108,99 km/h
5	218	<b>VALENTINY Charel</b>	Subaru Impreza								
		Lauf 1:	00:03.046	00:01.745	00:20.374	00:12.121	135,17 km/h	00:31.037	125,57 km/h	01:08.323	106,96 km/h
		Lauf 2:	00:03.117	00:01.753	00:20.074	00:11.877	136,78 km/h	00:31.093	122,86 km/h	01:07.914	107,61 km/h
		Lauf 3:	00:03.147	00:01.758	00:19.929	00:11.933	134,47 km/h	00:31.147	126,86 km/h	01:07.914	107,61 km/h
6	216	<b>AASERUD Tom-Einar</b>	Audi S2								
		Lauf 1:	00:03.426	00:01.997	00:20.409	00:12.612	127,87 km/h	00:31.636	128,82 km/h	01:10.080	104,28 km/h
		Lauf 2:	00:03.416	00:01.702	00:20.062	00:11.820	136,50 km/h	00:31.474	135,21 km/h	01:08.474	106,73 km/h
		Lauf 3:	00:03.498	00:01.725	00:19.712	00:11.697	138,79 km/h	00:31.504	118,72 km/h	01:08.136	107,26 km/h
7	219	<b>SCHILLING Cedric</b>	Mitsubishi Lancer EVO 7								
		Lauf 1:	00:02.955	00:01.679	00:20.786	00:12.278	132,38 km/h	00:31.254	126,00 km/h	01:08.952	105,99 km/h
		Lauf 2:	00:03.192	00:01.711	00:20.321	00:12.036	129,08 km/h	00:31.025	125,33 km/h	01:08.285	107,02 km/h
		Lauf 3:	00:03.223	00:01.739	00:20.745	00:12.088	135,51 km/h	00:31.024	123,32 km/h	01:08.819	106,19 km/h
8	214	<b>EDWARDS Keith</b>	Audi Quattro Sport S1 E2								
		Lauf 1:	00:02.852	00:01.506	00:20.218	00:12.337	132,91 km/h	00:32.843	125,95 km/h	01:09.756	104,76 km/h
		Lauf 2:	00:02.900	00:01.619	00:20.270	00:12.023	140,96 km/h	00:31.682	130,70 km/h	01:08.494	106,70 km/h
		Lauf 3:	00:02.881	00:01.619	00:20.499	00:12.164	136,90 km/h	00:32.495	123,84 km/h	01:09.658	104,91 km/h
9	199	<b>BELLINGRADT Benjamin</b>	Porsche 996 Cup R								
		Lauf 1:	00:04.043	00:02.069	00:22.848	00:13.152	123,44 km/h	00:33.447	118,32 km/h	01:15.559	96,72 km/h
		Lauf 2:	*	*	*	*	* km/h	*	* km/h	*	* km/h
		Lauf 3:	00:03.158	00:01.742	00:20.541	00:12.387	138,29 km/h	00:32.310	125,45 km/h	01:10.138	104,19 km/h